THIS DRAWING IS UNPUBLISHED. RELEASED FOR PUBLICATION -,19 .
© COPYRIGHT - BY TYCO ELECTRONICS CORPORATION. ALL RIGHTS RESERVED.

LOC	DIST
AD	00

REVISIONS

P	LTR	DESCRIPTION	DATE	DWN	APVD
	R1	REVISED PER ECO-10-000443	11JAN10	KK	AEG

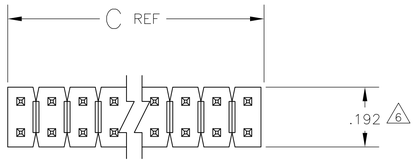

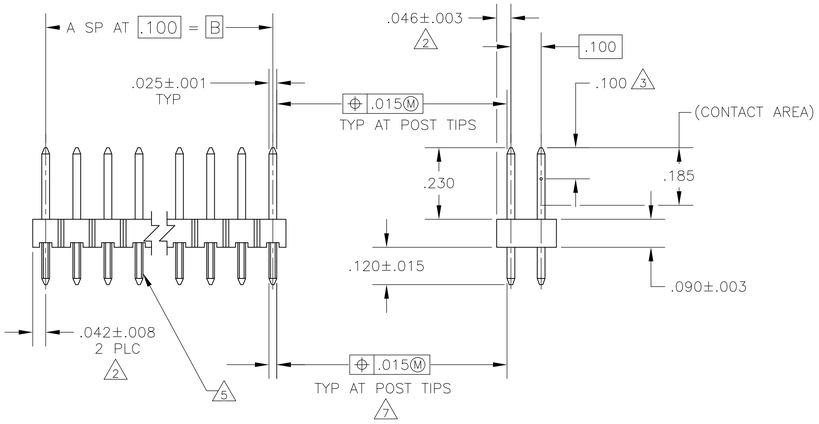

1 TRUE POSITION TOLERANCE OF THE POST TIPS APPLIES WHEN THE HEADER IS HELD FLAT AGAINST THE PRINTED CIRCUIT BOARD.

2 THE NOTED DIMENSIONS APPLY AT THE INTERSECTION OF THE POST AND HOUSING.

3 POINT OF MEASUREMENT FOR PLATING THICKNESS.

4 PART INDICATED IS PACKAGED IN SINGLE TUBES.

5 RETENTION FEATURES ON SOLDER TAILS, LOCATED AT MANUFACTURERS OPTION.

6 FOR 2 POSITION PART ONLY, THE NOTED DIMENSION IS .184

7 ⌖ .020 Ⓜ FOR KINKED TAILS

8 OBSOLETE PARTS: OBSOLETE CIS STREAMLINING PER D.RENAUD/D.SINISI

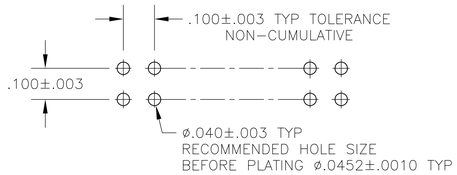

RECOMMENDED HOLE LAYOUT

REMARKS	C	B	A	NO OF POSN	ASSEMBLY PART NUMBER
8 OBSOLETE	1.784	1.700	17	36	~~2-104351-3~~
SUPERSEDED BY 104351-8 4	.784	.700	7	16	~~2-104351-2~~
SUPERSEDED BY 1-104351-3 4	1.284	1.200	12	26	~~2-104351-1~~
	3.984	3.900	39	80	2-104351-0
8 OBSOLETE	2.984	2.900	29	60	~~1-104351-9~~
	2.484	2.400	24	50	1-104351-8
	1.984	1.900	19	40	1-104351-7
OBSOLETE 8	1.684	1.600	16	34	~~1-104351-6~~
	1.484	1.400	14	30	~~1-104351-5~~
SUPERSEDED BY 6-146268-4	1.384	1.300	13	28	~~1-104351-4~~
	1.284	1.200	12	26	1-104351-3
	1.184	1.100	11	24	1-104351-2
SUPERSEDED BY 6-146268-1	1.084	1.000	10	22	~~1-104351-1~~
	.984	.900	9	20	1-104351-0
8 OBSOLETE	.884	.800	8	18	~~104351-9~~
	.784	.700	7	16	104351-8
	.684	.600	6	14	104351-7
	.584	.500	5	12	104351-6
	.484	.400	4	10	104351-5
	.384	.300	3	8	104351-4
	.284	.200	2	6	104351-3
	.184	.100	1	4	104351-2
	.084	——	——	2	104351-1

THIS DRAWING IS A CONTROLLED DOCUMENT.

DIMENSIONS: INCHES

TOLERANCES UNLESS OTHERWISE SPECIFIED:
0 PLC ± –
1 PLC ± –
2 PLC ± –
3 PLC ± .005
4 PLC ± –
ANGLES ± –

MATERIAL HOUSING: FLAME RETARDANT THERMOPLASTIC COLOR-BLACK
FINISH .000015 GOLD IN CONTACT AREA, .000100-.000200 MATTE TIN-LEAD ON SOLDER TAIL, ALL OVER .000050 NICKEL

18APR01

DWN H MOLL 08FEB88
CHK R FEIDT 08FEB88
APVD R FEIDT 08FEB88
PRODUCT SPEC —
APPLICATION SPEC —
WEIGHT —

Tyco Electronics
Tyco Electronics Corporation
Harrisburg, PA 17105-3608

NAME
HEADER ASSY, MOD II, BREAKAWAY, DBL ROW, .100X.100 CL ,VERT, .025 SQ POSTS, WITH RETENTION FEATURE

SIZE	CAGE CODE	DRAWING NO	RESTRICTED TO
A1	–	C-104351	—

CUSTOMER DRAWING | SCALE 4:1 | SHEET 1 OF 1 | REV R1