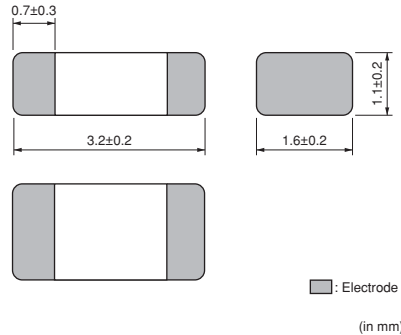


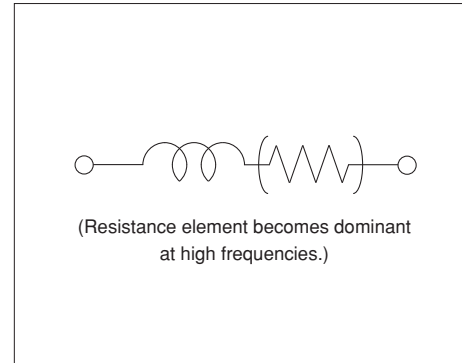
For Automotive chip Ferrite Bead for Automotive

BLM31A Series (1206 Size)

■ Dimensions



■ Equivalent Circuit



■ Packaging

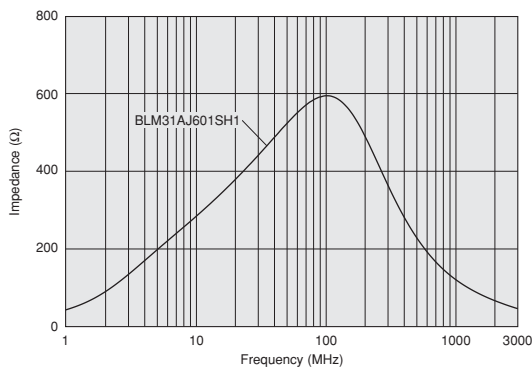
Code	Packaging	Minimum Quantity
L	180mm Embossed Tape	3000
K	330mm Embossed Tape	10000
B	Bulk(Bag)	1000

■ Rated Value (□: packaging code)

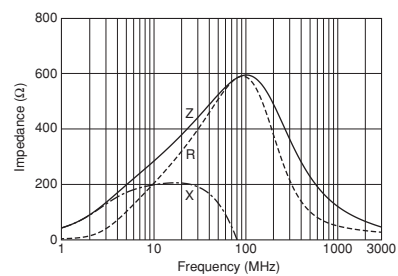
Part Number	Impedance (at 100MHz/20°C)	Impedance (at 1GHz/20°C)	Rated Current	DC Resistance	Operating Temperature Range
BLM31AJ601SH1□	600ohm ±25%	-	200mA	0.90ohm max.	-55 to +125°C

Number of Circuits: 1

■ Impedance-Frequency Characteristics (Main Items)



■ Impedance-Frequency Characteristics BLM31AJ601SH1




Continued on the following page.

● This data sheet is applied for CHIP FERRITE BEAD used for Automotive Electronics equipment for your design.

⚠ Note:

1. This datasheet is downloaded from the website of Murata Manufacturing co., ltd. Therefore, it's specifications are subject to change or our products in it may be discontinued without advance notice. Please check with our sales representatives or product engineers before ordering.
2. This datasheet has only typical specifications because there is no space for detailed specifications. Therefore, please approve our product specifications or transact the approval sheet for product specifications before ordering.

 Continued from the preceding page.

■ ⚠ Caution/Notice

⚠ Caution (Rating)

1. Do not use products beyond the rated current as this may create excessive heat and deteriorate the insulation resistance.
2. Be sure to provide an appropriate fail-safe function on your product to prevent a second damage that may be caused by the abnormal function or the failure of our product.

Notice

Solderability of Tin plating termination chip might be deteriorated when low temperature soldering profile where peak solder temperature is below the Tin melting point is used. Please confirm the solderability of Tin plating termination chip before use.

● This data sheet is applied for CHIP FERRITE BEAD used for Automotive Electronics equipment for your design.

⚠ Note:

1. This datasheet is downloaded from the website of Murata Manufacturing Co., Ltd. Therefore, its specifications are subject to change or our products in it may be discontinued without advance notice. Please check with our sales representatives or product engineers before ordering.
2. This datasheet has only typical specifications because there is no space for detailed specifications. Therefore, please approve our product specifications or transact the approval sheet for product specifications before ordering.