

Distributed by:

**JAMECO**<sup>®</sup>  
ELECTRONICS

**www.Jameco.com ♦ 1-800-831-4242**

The content and copyrights of the attached  
material are the property of its owner.

Jameco Part Number 172065



## 50~60W AC-DC Single Output Desktop

## SPU50 series



### ■ Features :

- 3 pole AC inlet IEC320-C14
- Class I power ( with earth pin )
- Full output 5~48V safety approval
- Protections: Short circuit/ Over load/ Over voltage
- Fix switching frequency and regulation
- LED indicator for power on
- Fully enclosed plastic case
- Topology: PWM 3882 circuit
- Approvals: UL/ CUL / TUV / CB / CE
- 1 year warranty

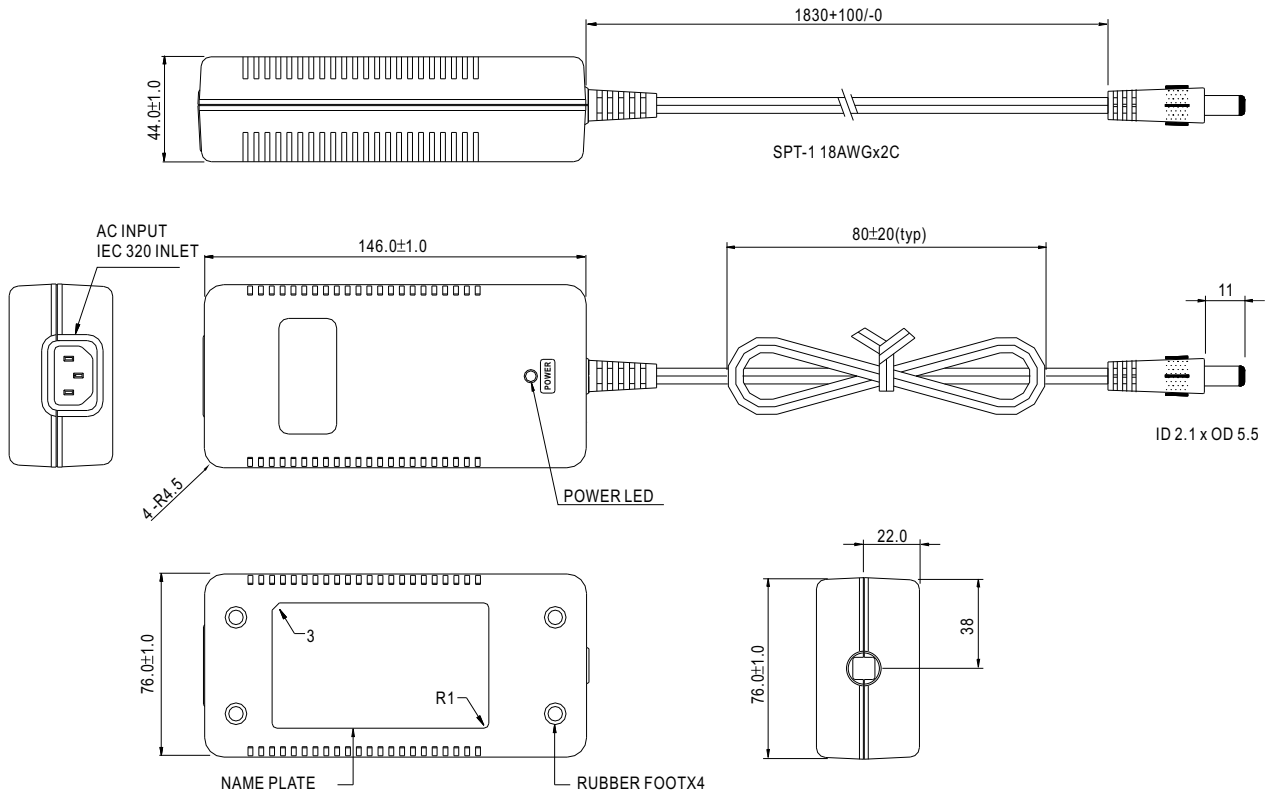


### SPECIFICATION

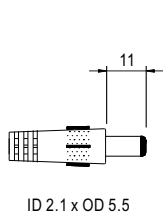
ORDER NO.		SPU50-1	SPU50-2	SPU50-3	SPU50-4	SPU50-5	SPU50-6	SPU50-8	SPU50-9
OUTPUT	SAFETY MODEL NO.	SPU50-1	SPU50-2	SPU50-3	SPU50-4	SPU50-5	SPU50-6	SPU50-8	SPU50-9
	DC VOLTAGE <span>Note.2</span>	5V	10V	12V	15V	18V	24V	36V	48V
	RATED CURRENT	10A	5.85A	5A	4A	3.33A	2.5A	1.66A	1.25A
	CURRENT RANGE	0~ 10A	0 ~ 5.85A	0 ~ 5A	0 ~ 4A	0 ~ 3.33A	0 ~2.5A	0 ~ 1.66A	0 ~ 1.25A
	RATED POWER	50W	58.5W	60W	60W	60W	60W	60W	60W
	RIPPLE & NOISE (max.) <span>Note.3</span>	50mVp-p	70mVp-p	80mVp-p	100mVp-p	120mVp-p	120mVp-p	150mVp-p	150mVp-p
	VOLTAGE ADJ. RANGE	Fixed							
	VOLTAGE TOLERANCE <span>Note.4</span>	±5.0%	±4.0%	±3.0%	±3.0%	±3.0%	±2.0%	±2.0%	±2.0%
	LINE REGULATION <span>Note.5</span>	±0.5%	±0.5%	±0.5%	±0.5%	±0.5%	±0.5%	±0.5%	±0.5%
	LOAD REGULATION <span>Note.6</span>	±4.5%	±3.5%	±2.5%	±2.5%	±2.5%	±1.5%	±1.5%	±1.5%
SETUP, RISE, HOLD TIME		800ms, 50ms, 16ms at full load							
INPUT	VOLTAGE RANGE	90 ~ 264VAC 135~370VDC							
	FREQUENCY RANGE	47~63Hz							
	EFFICIENCY (Typ.)	69%	75%	77%	80%	78%	80%	82%	83%
	AC CURRENT	1.6A / 100VAC							
	INRUSH CURRENT (max.)	60A / 230VAC							
	LEAKAGE CURRENT(max.)	0.75mA / 240VAC							
PROTECTION	OVER LOAD	110~160% rated output power Protection type : Hiccup mode, recovers automatically after fault condition is removed							
	OVER VOLTAGE	105~145% of rated output voltage Protection type : Shut down o/p voltage, re-power on to recover							
ENVIRONMENT	WORKING TEMP.	0~+40℃ (Refer to output load derating curve)							
	WORKING HUMIDITY	20%~90% RH non-condensing							
	STORAGE TEMP., HUMIDITY	-20~+85℃, 10~95% RH							
	TEMP. COEFFICIENT	±0.03% / °C (0~50℃)							
	VIBRATION	10~500Hz, 2G 10min./1cycle, period for 60min. each along X, Y, Z axes							
SAFETY & EMC (Note. 7)	SAFETY STANDARDS	UL1950, TUV EN60950 Approved							
	WITHSTAND VOLTAGE	I/P-O/P:3KVAC , I/P-FG:1.5KVAC							
	ISOLATION RESISTANCE	I/P-O/P,I/P-FG:100M Ohms / 500VDC							
	EMI CONDUCTION & RADIATION	Compliance to EN55022(CISPR22) class B							
	EMS IMMUNITY	Compliance to IEC801-2,3,4, Light industry level, criteria A							
OTHERS	MTBF	100K hrs min. MIL-HDBK-217F (25℃)							
	DIMENSION	146*76*44mm (L*W*H)							
	PACKING	0.7kg ; 25pcs/ 20kg / CARTON							
CONNECTOR	PLUG	Standard type 2.1φ * 5.5φ * 11mm, center positive for stock ; Other type available by customer requested							
	CABLE	Standard type	120cm of Awm2464, 18Awg*4c for +5V output for stock 180cm of SPT-1, 18Awg*2c for 10~48V output for stock				Other type available by customer requested		
NOTE	1.All parameters are specified at 230VAC input, rated load, 25℃ 70% RH. Ambient. 2.DC voltage: The output voltage set at point measure by plug terminal & 50% load. 3.Ripple & noise are measured at 20MHz by using a 12" twisted pair terminated with a 0.1uf & 47uf capacitor. 4.Tolerance: includes set up tolerance, line regulation, load regulation. 5.Line regulation is measured from low line to high line at rated load. 6.Load regulation is measured from 0% to 100% rated load. 7.The power supply is considered a component which will be installed into a final equipment. The final equipment must be re-confirmed that it still meets EMC directives.								

## Mechanical Specification

Unit:mm

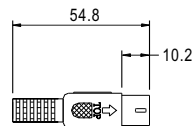


## Plug Assignment



Standard plug: P2J (option)

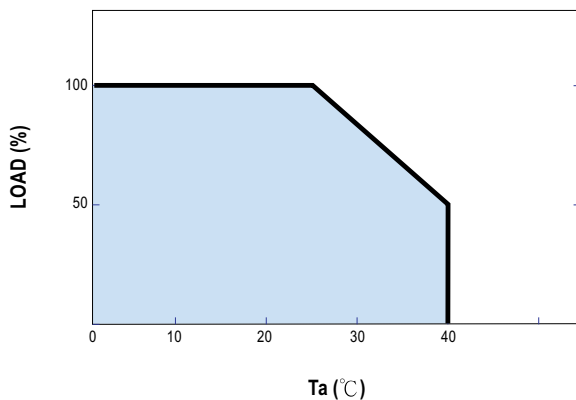
P2J	
P/N	OUTPUT
CENTER	+



Standard plug: R1B (option)

PIN NO	OUTPUT
1	COM
2	COM
3	+Vout
4	COM
5	+Vout

## Derating Curve



## Static Characteristics

