

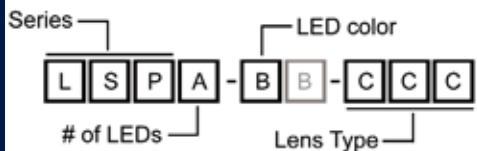


## OPERATING CONDITIONS

- ## MECHANICAL DIMENSIONS

## MATERIALS/FINISH

- ## PART NUMBERS



LED Color (B)

---

LENS Type (CCC)\*\*

\* This figure indicates half-divergence angle

\*\* Lens to be purchased and installed seperately

## Dialight Corporation

**Dialight reserves the right to make changes at any time in order to supply the best product possible.**

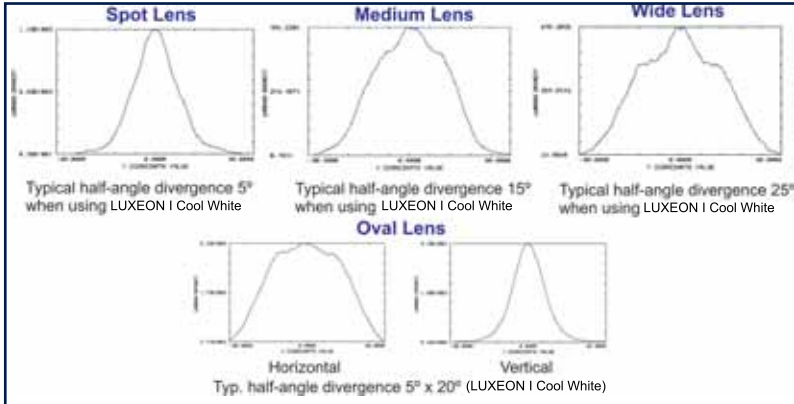
1501 Route 34 South • Farmingdale, NJ 07727 USA

Tel: (1) 732-919-3119 • Fax: (1) 732-751-5778 • [www.dialight.com](http://www.dialight.com)

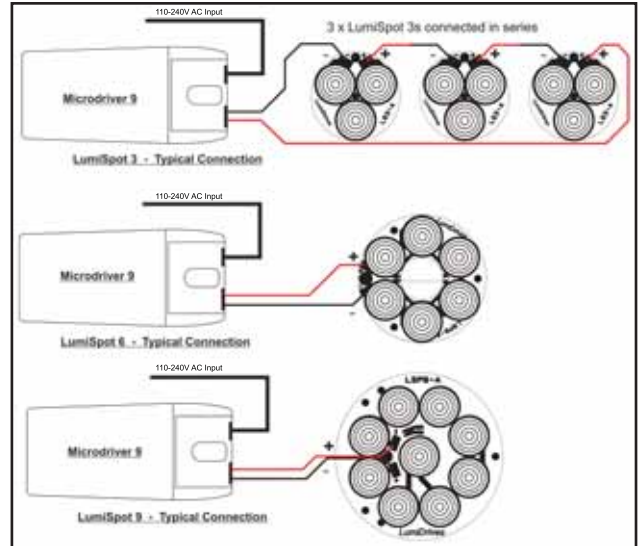


MDEXLUMSPOT D

## PHOTOMETRIC DATA



## ELECTRICAL SPECIFICATIONS



## TYPICAL LED PHOTOMETRIC DATA

LED	Color	Forward Voltage (Typ)	Max. Current (mA)	Max. Power (Watts)	Dom Wavelength / CCT			Min Luminous Flux (lm) / Radiometric Power (mW)	Typ Luminous Flux (lm) / Radiometric Power (mW)
					Min	Typ	Max		
	Red	2.95	350	1.03	620.5 nm	627 nm	645 nm	30.6 lm	44 lm
	Green	3.42	350	1.20	520 nm	530 nm	550 nm	30.6 lm	53 lm
	Royal Blue	3.42	350	1.20	440 nm	455 nm	460 nm	145 mW	220 mW
	White	3.42	350	1.20	4500 K	5500 K	10000 K	30.6 lm	45 lm
	Amber	2.95	350	1.03	584.5 nm	590 nm	597 nm	23.5 lm	42 lm
	W White	3.42	350	1.20	2850 K	3300 K	3800 K	13.9 lm	20 lm

Results are LED manufacturer's test data @ 25°C JTC'. Light output at 55°C PCB temperature will be approximately 15-20% lower. Elevated temperatures will result in further degradation of light output. For maximum performance use appropriate heat sinking.

Maximum current input 350mA  
Maximum power consumption  
1.2W per LED for White / Blue / Green / Warm White, 1.0W per LED for Red / Amber.  
Recommended min gauge wire, AWG24

Dialight reserves the right to make changes at any time in order to supply the best product possible.

**Dialight Corporation**

1501 Route 34 South • Farmingdale, NJ 07727 USA

Tel: (1) 732-919-3119 • Fax: (1) 732-751-5778 • [www.dialight.com](http://www.dialight.com)



MDEXLUMSPOT\_D