

MP4020

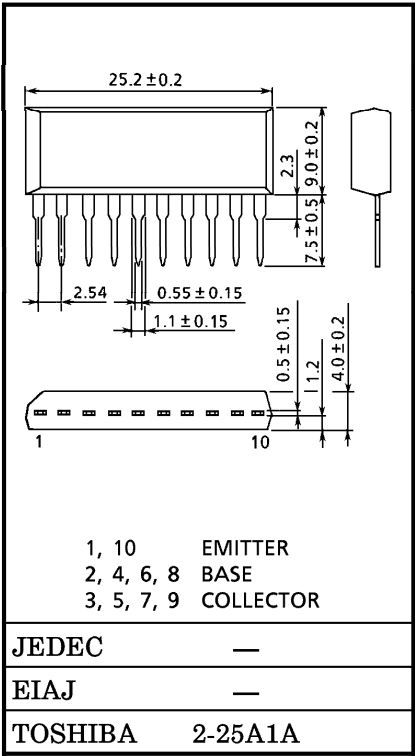
HIGH POWER SWITCHING APPLICATIONS.
HAMMER DRIVE, PULSE MOTOR DRIVE AND INDUCTIVE
LOAD SWITCHING.

- Small Package by Full Molding (SIP 10 Pin)
- High Collector Power Dissipation (4 Devices Operation)
: $P_T=4W$ ($T_a=25^{\circ}C$)
- High Collector Current : $I_C(DC)=2A$ (Max.)
- High DC Current Gain : $h_{FE}=2000$ (Min.) ($V_{CE}=2V$, $I_C=1A$)
- Zener Diode Included Between Collector and Base.

MAXIMUM RATINGS ($T_a=25^{\circ}C$)

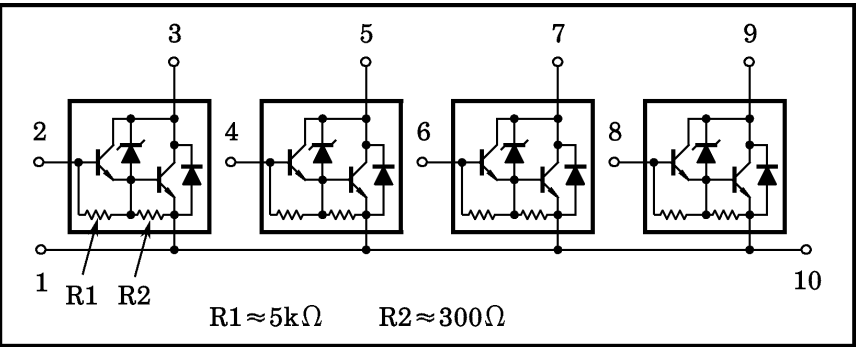
CHARACTERISTIC		SYMBOL	RATING	UNIT
Collector-Base Voltage		V_{CBO}	50	V
Collector-Emitter Voltage		V_{CEO}	60 ± 10	V
Emitter-Base Voltage		V_{EBO}	8	V
Collector Current	DC	I_C	2	A
	Pulse	I_{CP}	3	
Continuous Base Current		I_B	0.5	A
Collector Power Dissipation (1 Device Operation)		P_C	2.0	W
Collector Power Dissipation (4 Devices Operation)		P_T	4.0	W
Junction Temperature		T_j	150	$^{\circ}C$
Storage Temperature Range		T_{stg}	$-55\sim150$	$^{\circ}C$

INDUSTRIAL APPLICATIONS
Unit in mm



Weight : 2.1g

ARRAY CONFIGURATION



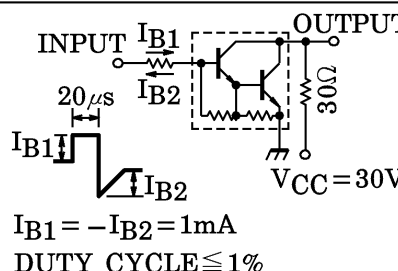
000707EAA2

- TOSHIBA is continually working to improve the quality and reliability of its products. Nevertheless, semiconductor devices in general can malfunction or fail due to their inherent electrical sensitivity and vulnerability to physical stress. It is the responsibility of the buyer, when utilizing TOSHIBA products, to comply with the standards of safety in making a safe design for the entire system, and to avoid situations in which a malfunction or failure of such TOSHIBA products could cause loss of human life, bodily injury or damage to property. In developing your designs, please ensure that TOSHIBA products are used within specified operating ranges as set forth in the most recent TOSHIBA products specifications. Also, please keep in mind the precautions and conditions set forth in the "Handling Guide for Semiconductor Devices," or "TOSHIBA Semiconductor Reliability Handbook" etc..
- The TOSHIBA products listed in this document are intended for usage in general electronics applications (computer, personal equipment, office equipment, measuring equipment, industrial robotics, domestic appliances, etc.). These TOSHIBA products are neither intended nor warranted for usage in equipment that requires extraordinarily high quality and/or reliability or a malfunction or failure of which may cause loss of human life or bodily injury ("Unintended Usage"). Unintended Usage include atomic energy control instruments, airplane or spaceship instruments, transportation instruments, traffic signal instruments, combustion control instruments, medical instruments, all types of safety devices, etc.. Unintended Usage of TOSHIBA products listed in this document shall be made at the customer's own risk.

THERMAL CHARACTERISTICS

CHARACTERISTIC	SYMBOL	MAX.	UNIT
Thermal Resistance of Junction to Ambient (4 Devices Operation, $T_a = 25^\circ\text{C}$)	$\Sigma R_{th(j-a)}$	31.3	$^\circ\text{C} / \text{W}$
Maximum Lead Temperature for Soldering Purposes (3.2mm from Case for 10s)	T_L	260	$^\circ\text{C}$

ELECTRICAL CHARACTERISTICS ($T_a = 25^\circ\text{C}$)

CHARACTERISTIC		SYMBOL	TEST CONDITION	MIN.	TYP.	MAX.	UNIT
Collector Cut-off Current		I_{CBO}	$V_{CB}=45V, I_E=0$	—	—	10	μA
Collector Cut-off Current		I_{CEO}	$V_{CE}=45V, I_B=0$	—	—	10	μA
Emitter Cut-off Current		I_{EBO}	$V_{EB}=8V, I_C=0$	0.8	—	4.0	mA
Collector-Emitter Breakdown Voltage		$V_{(BR) CEO}$	$I_C=10mA, I_B=0$	50	60	70	V
DC Current Gain		h_{FE}	$V_{CE}=2V, I_C=1A$	2000	—	—	
Saturation Voltage	Collector-Emitter	$V_{CE(sat)}$	$I_C=1A, I_B=1mA$	—	—	1.5	V
	Base-Emitter	$V_{BE(sat)}$	$I_C=1A, I_B=1mA$	—	—	2.0	
Transition Frequency		f_T	$V_{CE}=2V, I_C=0.5A$	—	100	—	MHz
Collector Output Capacitance		C_{ob}	$V_{CB}=10V, I_E=0, f=1MHz$	—	20	—	pF
Switching Time	Turn-on Time	t_{on}		—	0.4	—	μs
	Storage Time	t_{stg}		—	4.0	—	
	Fall Time	t_f		$I_{B1} = -I_{B2} = 1mA$ $DUTY\ CYCLE \leq 1\%$	—	0.6	

000707EAA2'

- The information contained herein is presented only as a guide for the applications of our products. No responsibility is assumed by TOSHIBA CORPORATION for any infringements of intellectual property or other rights of the third parties which may result from its use. No license is granted by implication or otherwise under any intellectual property or other rights of TOSHIBA CORPORATION or others.
- The information contained herein is subject to change without notice.

