

Sensor/actuator box - SACB-6/12-L-M23 - 1692433

Please be informed that the data shown in this PDF Document is generated from our Online Catalog. Please find the complete data in the user's documentation. Our General Terms of Use for Downloads are valid (<http://download.phoenixcontact.com>)



Sensor/actuator box, Connection method: M12 socket Plastic, Number of slots: 6, Number of positions: 5, Slot assignment: Double, Status indication: Yes, pnp; Master cable connection: M23 plug connection 90°, Shielding: No

The illustration shows a version with 8 slots

Product Features

- ✓ Safety in the field, thanks to molded housing and high degree of protection
- ✓ Flexible, distributed bundling of signals in one master cable
- ✓ Convenient: increased machine availability thanks to quick and easy diagnostics
- ✓ Save space: distributor box with double occupancy for two sensors in one slot



Key commercial data

Packing unit	1 pc
Weight per Piece (excluding packing)	123.9 GRM
Custom tariff number	85366990
Country of origin	Poland

Technical data

General

Rated voltage	24 V DC
Max. operating voltage U_{max}	30 V DC
Current carrying capacity per I/O signal	2 A
Current carrying capacity per slot	4 A
Total rated current	12 A
Number of positions	5
Number of slots	6
Inflammability class according to UL 94	V0
Sensor/actuator connection system	M12 socket

Sensor/actuator box - SACB-6/12-L-M23 - 1692433

Technical data

Ambient conditions

Degree of protection	IP65
	IP67
Ambient temperature (operation)	-20 °C ... 75 °C

Local diagnostics function

Local diagnostics	Supply voltage Green LED
	Status display I/O Yellow LED

Master cable data/connection data

Connection method	M23 plug connection
Tightening torque slot sensor/actuator cable	0.4 Nm

Insulation material

Housing material	PA
Contact material	CuSn
Contact surface material	Ni/Au
Contact carrier material	PA
Material of contact, master cable side	CU alloy
Material of contact surface, master cable side	Gold-plated
Material of the contact carrier on the master cable side	PA
Material of threaded sleeve	Zinc die-cast
Material, O-ring	NBR

Pin assignment

Slot/position = Wire color or connection	1 / 4 (A) = 15
	1 / 2 (B) = 7
	2 / 4 (A) = 5
	2 / 2 (B) = 4
	3 / 4 (A) = 16
	3 / 2 (B) = 8
	4 / 4 (A) = 3
	4 / 2 (B) = 14
	5 / 4 (A) = 17
	5 / 2 (B) = 9
	6 / 4 (A) = 2
	6 / 2 (B) = 13
	1-6 / 1 (+ 24 V) = 19
	1-6 / 3 (0 V) = 6
	1-6 / 5 (PE) = 12

Sensor/actuator box - SACB-6/12-L-M23 - 1692433

Classifications

eCl@ss

eCl@ss 4.0	27140815
eCl@ss 4.1	27140815
eCl@ss 5.0	27143423
eCl@ss 5.1	27143423
eCl@ss 6.0	27143423
eCl@ss 7.0	27449001
eCl@ss 8.0	27449001

ETIM

ETIM 2.0	EC000200
ETIM 3.0	EC001856
ETIM 4.0	EC002585
ETIM 5.0	EC002585

UNSPSC

UNSPSC 6.01	31261501
UNSPSC 7.0901	31261501
UNSPSC 11	31261501
UNSPSC 12.01	31261501
UNSPSC 13.2	31261501

Approvals

Approvals

Approvals

UL Recognized / cUL Recognized / GOST / cULus Recognized


Ex Approvals


Approvals submitted

Approval details


Sensor/actuator box - SACB-6/12-L-M23 - 1692433

Approvals

UL Recognized 	
mm ² /AWG/kcmil	22-16
Nominal voltage UN	24 V

cUL Recognized 	
mm ² /AWG/kcmil	22-16
Nominal voltage UN	24 V

GOST 	
---	--

cULus Recognized 	
--	--

Accessories

Accessories

Assembly tool

Pipe spanner - PLUSCON-RCS - 1665062



Special pipe spanner, tool for mounting the M23 connector housing (with assembly), for coupling and sleeve housing

Device marking

Sensor/actuator box - SACB-6/12-L-M23 - 1692433

Accessories

Zack marker strip - ZBN 18:UNBEDRUCKT - 2809128



Zack marker strip, Strip, white, Unlabeled, can be labeled with: Plotter, Mounting type: Snap into tall marker groove, for terminal block width: 18 mm, Lettering field: 18 x 5 mm

Master cable, assembled

Female connector - RCK-TGUM/BL16+3/ 5,0PUR-U - 1684056



Female connector, Number of positions: 19, Status indication: No; Master cable connection: M23 socket, Cable length: 5 m, Shielding: No

Female connector - RCK-TGUM/BL16+3/10,0PUR-U - 1684069



Female connector, Number of positions: 19, Status indication: No; Master cable connection: M23 socket, Cable length: 10 m, Shielding: No

Female connector - RCK-TWUM/BL16+3/ 5,0PUR-U - 1684072



Female connector, Number of positions: 19, Status indication: No; Master cable connection: M23 socket, Cable length: 5 m, Shielding: No

Female connector - RCK-TWUM/BL16+3/10,0PUR-U - 1684085



Female connector, Number of positions: 19, Status indication: No; Master cable connection: M23 socket, Cable length: 10 m, Shielding: No

Sensor/actuator box - SACB-6/12-L-M23 - 1692433

Accessories

Female connector - V-RC/TGUM 13/KVD 13/LBL 16+3 - 1000042



M23 socket, 19-pos., straight, freely configurable, with solder connection, for external cable diameter of 10 mm ... 14 mm

Female connector - V-RC/TWUM 13/KVD 13/LBL 16+3 - 1000044



M23 socket, 19-pos., angled, freely configurable, with solder connection, for external cable diameter of 10 mm ... 14 mm

Protective cap

Screw plug - PROT-M12 - 1680539



An M12 screw plug for the unoccupied M12 sockets of the sensor/actuator cable, boxes and flush-type connectors

Protective cap - MSK 1 - 1665897



M23 metal sealing cap, for unoccupied M23 connectors, without steel wire

Protective cap - MSK 2 - 1665907



M23 metal sealing cap, for unoccupied M23 connectors, with steel wire

Sensor/actuator box - SACB-6/12-L-M23 - 1692433

Accessories

Protective cap - KSK 1 - 1685013



Plastic sealing cap, for unoccupied M23 connectors

Screwdriver tools

Tool - SAC BIT M12-D15 - 1208432



Nut for assembling sensor/actuator cables with M12 connector and for M12 connectors with QUICKON fast connection technology, for 4 mm hexagonal drive

Tool - SACC BIT M12-D20 - 1208445



Nut for assembling SACC M12 connectors for free assembly, excluding M12 connectors with QUICKON fast connection technology, for 4 mm hexagonal drive

Torque tool

Torque screwdriver - TSD 04 SAC - 1208429

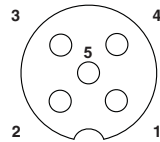


Torque screwdriver, with preset torque of 0.4 Nm and 4 mm hexagonal drive for M12 connectors

Drawings

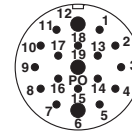
Sensor/actuator box - SACB-6/12-L-M23 - 1692433

Schematic diagram



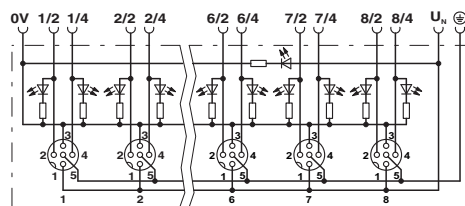
M12 slot, socket, 5-pos.

Schematic diagram



M23 plug connection pin, 19-pos.

Circuit diagram



Dimensioned drawing

Technical drawing of a 9-pin D-sub connector. The drawing includes two views: a side view (top) and a front view (bottom). The side view shows a total length of 128,5 mm, a mounting tab height of 26 mm, and a base height of 19 mm. The front view shows a total width of 107 mm, a mounting tab width of 5 mm, and a central pin array width of 73 mm. The pin array is a 3x3 grid of circular pins, with the central pin labeled Ø4,2. The pins are numbered 1 through 9. The mounting tab has two circular holes, with the top one labeled 4,2. The overall height of the connector is 54 mm, and the distance from the mounting tab to the pin array is 36 mm.