samtec

TIGER EYE™ DISCRETE

SFSS–07–30–G–03.00–D–NUS





SFSST–15–28–G–03.25–DR–NUS

(1.27 mm) .050"

SFSS, SFSST SERIES

TIGER EYE™ DISCRETE CABLE ASSEMBLY

SPECIFICATIONS

For complete specifications see www.samtec.com?SFSS or www.samtec.com?SFSST

Insulator Material:
Black LCP
Contact Material:
BeCu
Plating:
Au over 50µ" (1.27 µm) Ni
Operating Temp Range:
-10°C to +80°C (PVC)
-40°C to +125°C (*Teflon®)
Voltage Rating:
275 VAC (PVC)
235 VAC (*Teflon®)
Wire:
28 or 30 AWG
RoHS Compliant:
Yes

*DuPont™ Teflon® is a registered trademark of the E.I. du Pont de Nemours and Company or its affiliates.

Mates with:
TFM, TFC
(–SR & –DR requires –WT option)

–SR/–DR APPLICATIONS

When Mated to TFM-WT

Terminal/Housing Retention	
Min	(22.25 N) 5.0 lb
Max	(26.52 N) 5.96 lb
Avg	(24.34 N) 5.47 lb

Wire/Crimp Retention	
Min	(20.47 N) 4.6 lb
Max	(36.49 N) 8.2 lb
Avg	(29.95 N) 6.73 lb



RUGGEDIZED BY SAMTEC
• Retention latch option

RECOGNITIONS

For complete scope of recognitions see www.samtec.com/quality

FILE NO. E111594

APPLICATION

–28C CABLE COLOR CODING	
PIN	COLOR
1	BROWN
2	RED
3	ORANGE
4	YELLOW
5	GREEN
6	VIOLET
7	GRAY
8	WHITE
9	BLACK
10	BLUE
ETC	REPEAT

ALSO AVAILABLE (MOQ Required)

- Other sizes
- Locking feature for mating to the TFML Series
- Color coded cable (*Teflon® N/A)
- Other plating options

Contact Samtec.

Notes:
For wiring option and pin position location information, refer to drawings on web.

Some lengths, styles and options are non-standard, non-returnable.

TYPE STRIP	POSITIONS PER ROW	WIRE GAUGE	PLATING OPTION	ASSEMBLED LENGTH	END OPTION	END 2 OPTION
SFSS = Single Row PVC Cable **SFSST** = Single Row *Teflon® Cable	–03, –04, –05, –07, –10, –15, –20, –25, –40, –50 (Standard sizes)	**–30** = 30 AWG **–28** = 28 AWG **–28C** = Color Coded Cable (SFSS only)	**–G** = 10µ" (0.25 µm) Gold on contact, Gold Flash on balance	**–"XX.XX"** = Assembled Length in Inches (76.20 mm) 03.00" min. for –S end option (82.60 mm) 03.25" min. for –D end option	**–S** = Single Ended **–D** = Double Ended **–SR** = Single Ended Retention Latch (TFM -WT option required for mating) **–DR** = Double Ended Retention Latch (TFM -WT option required for mating)	Requires –D or –DR (End 1 Notch Up) **–NUS** = Notch up, straight (Pin 1 to Pin N) **–NDS** = Notch down, straight (Pin 1 to Pin 1)

Note:
Teflon® cable is intended for crimp only. Contact Samtec for solderable cable applicators.

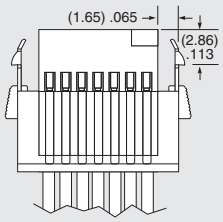

–SR

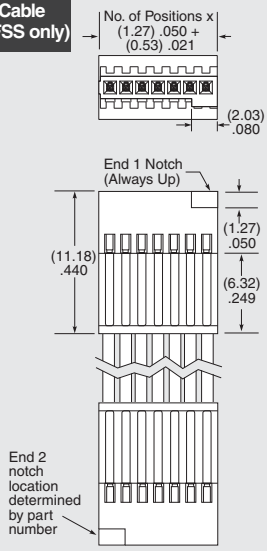

–D–NUS

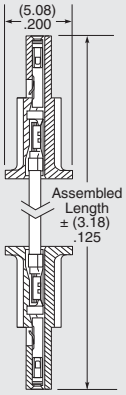

SFSS or SFSST

Due to technical progress, all designs, specifications and components are subject to change without notice.