REV.	DATE	ECR NO.	DESCRIPTION
NC	06/21/99	–	INITIAL RELEASE
A	08/22/08	–	UPDATE DRAWING FORMAT

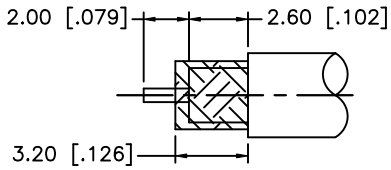

RECOMMENDED CABLE STRIPPING DIM'S

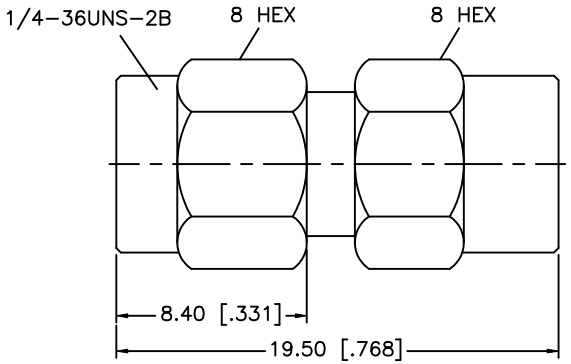

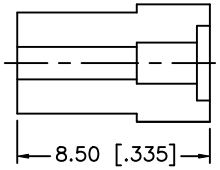

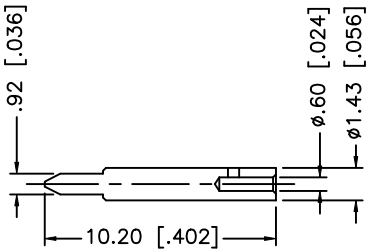

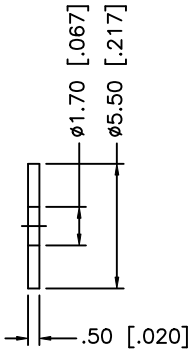

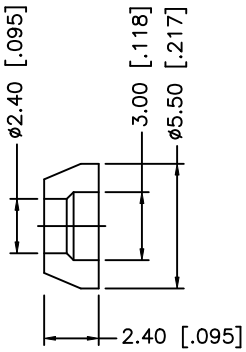

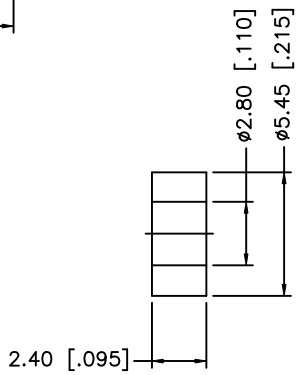

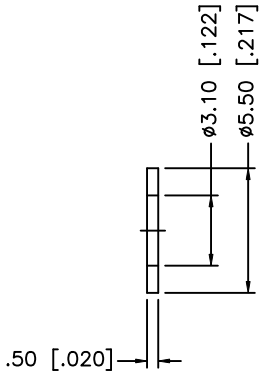

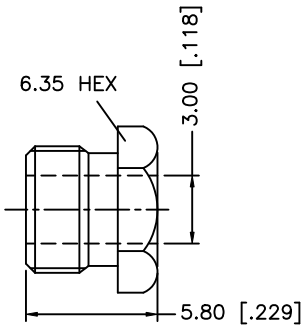

	DESCRIPTION	MATERIAL	FINISH	QTY
9	HEX NUT	BRASS	GOLD	1
8	WASHER	BRASS	GOLD	1
7	GASKET	SILICONE	RED	1
6	TOP HAT	BRASS	GOLD	1
5	WASHER	BRASS	GOLD	1
4	CONTACT PIN	BRASS	GOLD	1
3	INSULATOR	PTFE	NATURAL	1
2	BODY	BRASS	GOLD	1
1	SHELL	BRASS	GOLD	1

UNLESS OTHERWISE SPECIFIED DIMENSIONS ARE IN MILLIMETERS. DIMENSIONS IN [ ] ARE IN INCHES AND FOR CUSTOMER REFERANCE ONLY.

UNLESS OTHERWISE SPECIFIED TOLERANCES FOR MILLIMETERS ARE:
0.5 – 8mm ± 0.20mm
8 – 30mm ± 0.40mm
30 – 120mm ± 0.50mm

UNLESS OTHERWISE SPECIFIED TOLERANCES FOR INCHES ARE:
.020 – .315 = ± 0.007"
.315 – 1.180 = ± 0.015"
1.180 – 4.724 = ± 0.020"

DO NOT SCALE DRAWING

APPROVALS		DATE
DRAWN	GRS	08/22/08
CHECKED		
ISSUED		
SHEET	1 OF 1	
CAD FILE	C:/132/132124.DWG	

Amphenol Connex

PART DESCRIPTION
SMA CLAMP PLUG
(RG–174/U, 188A/U, 316/U CABLE)

PART NO. 132124

DWG. NO.	REV.	SIZE	SCALE
132124.DWG	A	A	NA