THIS DRAWING IS UNPUBLISHED. RELEASED FOR PUBLICATION -,- .
© COPYRIGHT - BY TYCO ELECTRONICS CORPORATION. ALL RIGHTS RESERVED.

LOC	DIST
AJ	00

REVISIONS

P	LTR	DESCRIPTION	DATE	DWN	APVD
	N1	REV PER ECO 06-029805	2/6/2007	DW	JL

△1 USE WITH HAND TOOL 354940-1

2. USE INSTRUCTION SHEET 9764

△3 BULK PACK 100 PER BAG.

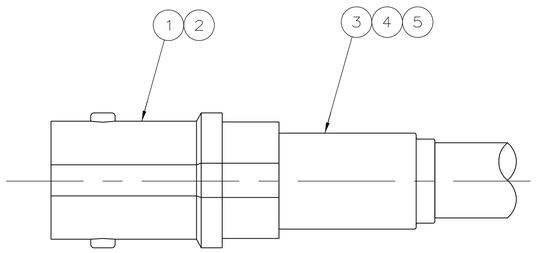

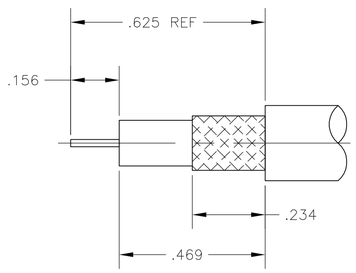

VIEW A

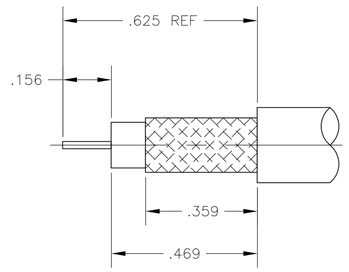

VIEW B

RECOMMENDED STRIP LENGTH

	FOR USE WITH CABLE	VIEW	CONTACT CRIMP (SQUARE)	FERRULE CRIMP (HEX)	DIE SET △1	(5) TUBING, METAL QTY=1	(4) TUBING, PLASTIC QTY=1	(3) FERRULE QTY=1	(2) CONTACT QTY=1	(1) JACK ASSEMBLY QTY=1	PART NUMBER
OBSOLETE	BELDEN 9266,9240,9259 & RG-59 TYPE WITH .031 DIA CENTER CONDUCTOR	A	1.07 [.042]	6.48 [.255]	852922-1	–	–	9-221132-1	2-413746-0	413761-1	9-413760-1
OBSOLETE	BELDEN 8218	A	1.07 [.042]	4.52 [.178]	852922-2	–	–	9-221132-6	1-413746-0	413761-2	9-413760-0
△3	RG-179/U,179A/U,179B/U,187/U & 187A/U	A	1.07 [.042]	4.52 [.178]	852922-2	222001-8	227194-2	9-413658-0	1-413746-5	413761-2	1-413760-1
OBSOLETE	BRITISH TELECOM 2002	A	1.07 [.042]	5.41 [.213]	852922-1	–	–	9-221132-0	413746-5	413761-2	1-413760-0
	BELDEN 9266,9240,9259 & RG-59 TYPE WITH .031 DIA CENTER CONDUCTOR	A	1.07 [.042]	6.48 [.255]	852922-1	–	–	9-221132-1	2-413746-0	413761-1	413760-9
	RG-179/U,179A/U,179B/U,187/U & 187A/U	A	1.07 [.042]	4.52 [.178]	852922-2	222001-8	227194-2	9-413658-0	1-413746-5	413761-2	413760-8
OBSOLETE	AT&T 734A	A	1.07 [.042]	6.48 [.255]	852922-1	–	–	9-221132-3	2-413746-0	413761-4	413760-7
OBSOLETE	TIMES RG-59/U DOUBLE BRAID WITH .270 OD JACKET	A	1.07 [.042]	8.23 [.324]	852922-3	–	–	9-221132-2	413746-5	413761-1	413760-6
OBSOLETE	BELDEN 8281, 9231, AT&T 728	B	1.07 [.042]	8.23 [.324]	852922-3	–	–	9-221132-2	2-413746-0	413761-3	413760-5
OBSOLETE	AT&T KS 19224 L2	A	1.07 [.042]	4.52 [.178]	852922-2	222001-8	227194-2	9-413658-2	1-413746-5	413761-2	413760-4
	BELDEN 8218	A	1.07 [.042]	4.52 [.178]	852922-2	–	–	9-221132-6	1-413746-0	413761-2	413760-3
OBSOLETE	RG-59/U,59A/U & 59B/U	A	1.07 [.042]	6.48 [.255]	852922-1	–	–	9-221132-1	413746-5	413761-1	413760-2
	BELDEN 88241	A	1.07 [.042]	6.48 [.255]	852922-1	–	–	9-413658-3	413746-5	413761-1	413760-1

THIS DRAWING IS A CONTROLLED DOCUMENT.

DIMENSIONS: INCHES

TOLERANCES UNLESS OTHERWISE SPECIFIED:
0 PLC ± –
1 PLC ± –
2 PLC ± –
3 PLC ± .016
4 PLC ± –
ANGLES ± –

MATERIAL –

FINISH

DWN J. KURTZ 4/30/90
CHK R. E. RUTH 6/18/90
APVD M. PHILLIPS 6-18-90

PRODUCT SPEC –

APPLICATION SPEC –

WEIGHT –

CUSTOMER DRAWING

tyco Electronics

Tyco Electronics Corporation
Harrisburg, PA 17105-3608

NAME JACK
75 OHM, HEX CRIMP,
BNC

SIZE	CAGE CODE	DRAWING NO	RESTRICTED TO
A1	00779	C-413760	–

SCALE	SHEET	REV
4:1	1 OF 1	N1