

NTS500 Series

500 Watts

Data Sheet

Total Power: 200 - 500 Watts
Input Voltage: 85 - 264 Vac
 120 - 300 Vdc
of Outputs: Single

SPECIAL FEATURES

- Active power factor correction
- IEC EN61000-3-2 compliance
- Remote sense
- Power fail and remote inhibit
- Single wire current sharing
- Built-in EMI filter
- Low output ripple
- 5 V standby
- 12 V fan output
- Overvoltage protection
- Overload protection
- Thermal overload protection
- DC power good
- Built in OR-ing diode/FET
- Optional fan cover (-CF suffix)
- Optional end fan cover (-CEF suffix)
- PM Bus compliant
- Digital I²C interface
- 2 year warranty
- POE isolation on NTS508

SAFETY

- TUV: 60950
- cCSAus: 60950
- NEMKO: 60950
- CB: Certificate & report
- CE: Mark (LVD)



Electrical Specifications

Input	
Input range:	85 - 264 Vac (wide range)
Frequency:	47 - 440 Hz
Inrush current:	50 A max., cold start @ 25 °C
Efficiency:	85% typical at full load, nominal line
EMI filter:	FCC Class B conducted and radiated; CISPR22 Class B conducted and radiated; EN55022 Class B conducted and radiated; VDE0878PT3 Class B conducted and radiated.
Safety ground leakage current:	< 0.5 mA @ 50/60 Hz, 264 Vac input
Output	
Maximum power:	200 W for convection; 500 W with 30 CFM forced air
Adjustment range:	± 5%
Standby output:	5 V @ 1 A convection, 2 A forced air, regulated, ± 5%
Fan output:	12 V @ 1 A, -5 %, +7%, 0.5 A for -CF version
Hold-up time:	20 ms @ 500 W load, 115 VAC nominal line at factory voltage setting
Overload protection:	Short circuit protection on all outputs. Case overload protected @ 115 - 130% above peak rating
Overvoltage protection:	20 - 35% above nominal output

Environmental Specifications


Operating temperature:	0° to 50 °C ambient derate each output as 2.5% per degree from 50° to 70 °C
Storage temperature:	-40 °C to +85 °C
Electromagnetic susceptibility:	Designed to meet EN61000-4; -2, -3, -4, -5, -6, -8, -11 Level 3
Humidity:	Operating; non-condensing 10% to 90% RH
Vibration:	Three orthogonal axes, sweep at 1 oct/min, 5 min. dwell at four major resonances 2 G peak 8 Hz to 500 Hz, operational

Ordering Information

Model Number	Output Voltage	Minimum Load	Maximum Load with Convection Cooling	Maximum Load with 30CFM Forced Air	Peak Load ¹	Regulation ²	Ripple P/P (PARD) ³
NTS503	12 V	0 A	16.6 A	41.7 A	47 A	± 2%	120 mV
NTS505	24 V	0 A	8.3 A	20.8 A	23.4 A	± 2%	240 mV
NTS506	18 V	0 A	11.1 A	27.7 A	30 A	± 2%	180 mV
NTS508	48 V	0 A	4.2 A	10.4 A	11.7 A	± 2%	480 mV

1. Peak current lasting < 30 seconds with a maximum 10% duty cycle.
2. At 25 °C including initial tolerance, line voltage, load currents and output voltages adjusted to factory settings.
3. Peak-to-peak with 20 MHz bandwidth and 10 µF (tantalum capacitor) in parallel with a 0.1 µF capacitor at rated line voltage and load ranges.
4. 12 V fan output cannot be used above 50 °C with convection cooling.
5. -CF suffix added to the model number indicates cover with top fan. -CEF suffix added to the model number indicates cover with end mounted fan cover and AC inlet.

Pin Assignments

Connector		
CN1	PIN 1	Line
	PIN 3	Neutral
	PIN 5	Ground
 SK7	PIN 1	V1 SWP
	PIN 2	- Remote Sense
	PIN 3	+ Remote Sense
	PIN 4	5 VSB (standby)
	PIN 5	5 VSB return
	PIN 6	+12 V
	PIN 7	Common
	PIN 8	Inhibit
	PIN 9	DC power good (DC OK)
	PIN10	Power Fail (POK)
 SK8	PIN 1	+12 V Fan
	PIN 2	Common
 CN403	PIN 1	5 V_I2C
	PIN 2	Ground
	PIN 3	A2
	PIN 4	A0
	PIN 5	SVCC2_OR
	PIN 6	I2C_SDA
	PIN 7	I2C_SLC
	PIN 8	A1
	PIN 9	N/C
	PIN 10	+12 V_RTN_CTRL

Adjustment Potentiometers

P1	+V1 Output adjust
----	-------------------

Mating Connectors

SK4, 5, 6	Molex 19141-0058
SK7	Molex 90142-0010
	PINS: 90119-2110
Or	Amp: 87977-3
	PINS: 87309-8
Or	*Landwin: 2580S1003
	PINS: 2583T011R
SK8	JST PHR-2
	Pins: SPH-002T-PO.5S
CN403	JST PHDR-10VS
	Pins: JST 5PHD-002T-PO.5-L/P
Or	*Landwin 2050 S1000
	Pins: 2053T011P

* Where available
Artesyn Connector Kit #70-841-024 includes all of the above (Molex for SK7)

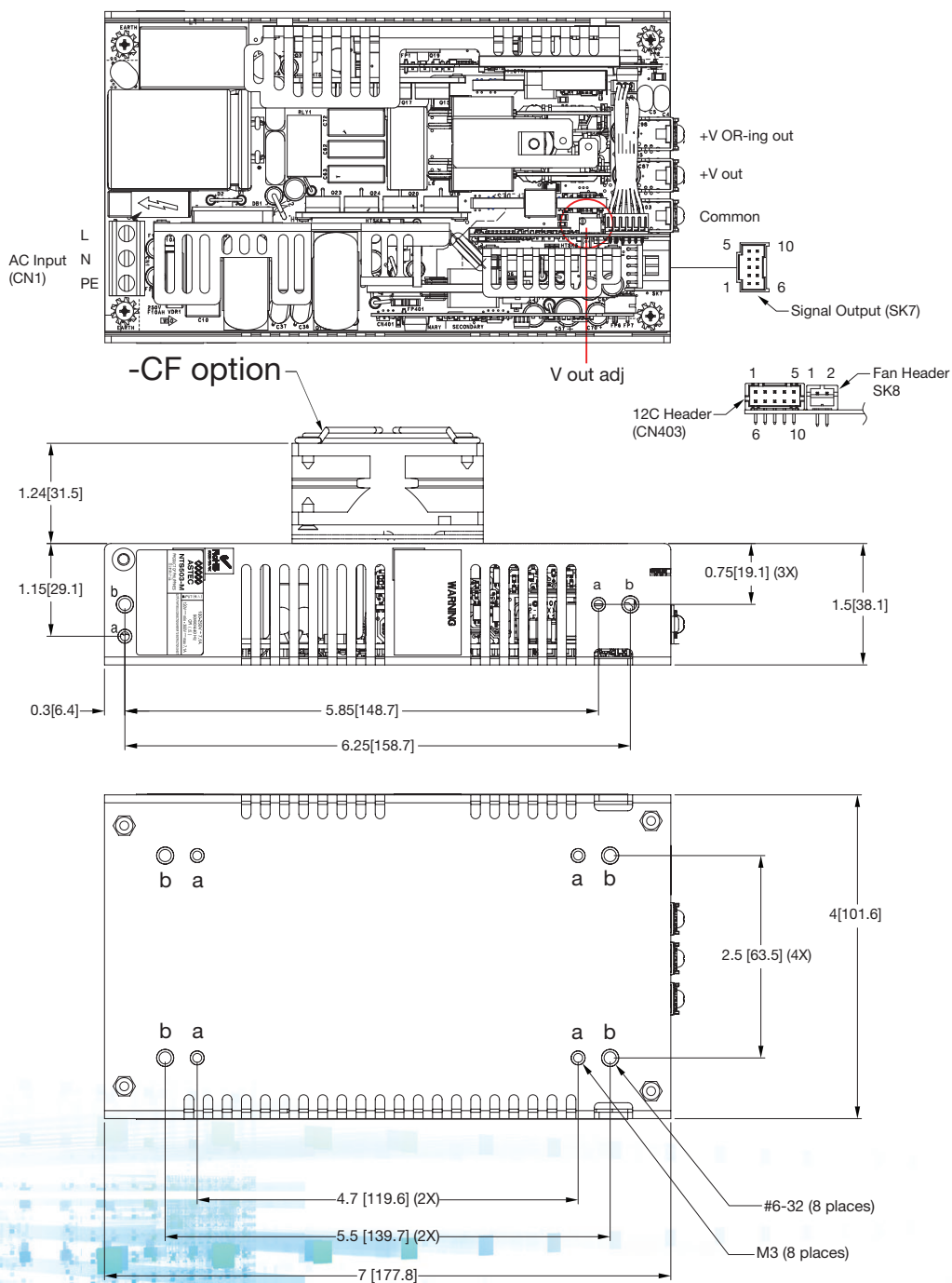
Notes:

1. Specifications subject to change without notice.
2. All dimensions in inches (mm), tolerance is ± 0.2".
3. Specifications are at factory settings
4. Mounting maximum insertion depth is 0.12".
5. Warranty: 2 year
6. Weight: NTS50X - 1.66 lbs/0.75 kg
NTS50X-CF - 2.00 lbs/0.9 kg
NTS50X-CEF - 2.26 lbs/1.03 kg

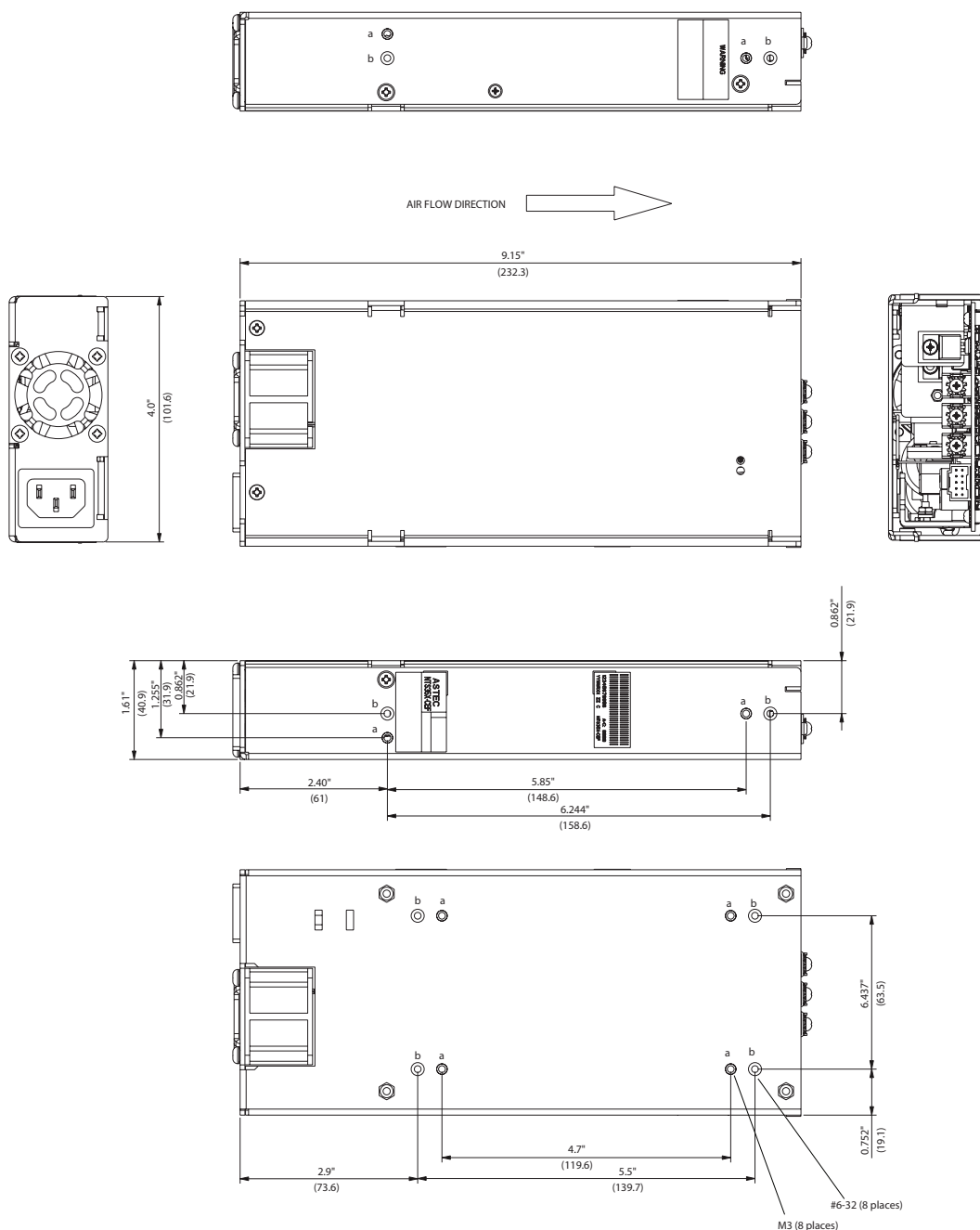
Logic Control

Power failure:	TTL logic signal goes high 100 - 500 msec after main output. It goes low 10msec before loss of regulation.
Remote on/off:	Requires an external contact closure to inhibit outputs
DC OK:	TTL logic goes high after the output is in regulation. It goes low when there is loss of regulation.
Remote sense:	Compensates for 0.5 V lead drop min. Will operate without remote sense connected. Reverse connection protected.

Mechanical Drawing



Mechanical Drawing - CEF option



WORLDWIDE OFFICES

Americas

2900 S.Diablo Way
Tempe, AZ 85282
USA
+1 888 412 7832

Europe (UK)

Waterfront Business Park
Merry Hill, Dudley
West Midlands, DY5 1LX
United Kingdom
+44 (0) 1384 842 211

Asia (HK)

14/F, Lu Plaza
2 Wing Yip Street
Kwun Tong, Kowloon
Hong Kong
+852 2176 3333

ARTESYN
EMBEDDED TECHNOLOGIES

www.artesyn.com

While every precaution has been taken to ensure accuracy and completeness in this literature, Artesyn Embedded Technologies assumes no responsibility, and disclaims all liability for damages resulting from use of this information or for any errors or omissions. Artesyn Embedded Technologies, Artesyn and the Artesyn Embedded Technologies logo are trademarks and service marks of Artesyn Embedded Technologies, Inc. All other names and logos referred to are trade names, trademarks, or registered trademarks of their respective owners.
© 2014 Artesyn Embedded Technologies, Inc.

For more information: www.artesyn.com/power
For support: productsupport.ep@artesyn.com

NTS500 DS Rev. 12.18.14