

## Sensor/actuator box - SACB-6/ 6-L-M23 180 - 1692695

Please be informed that the data shown in this PDF Document is generated from our Online Catalog. Please find the complete data in the user's documentation. Our General Terms of Use for Downloads are valid (<http://phoenixcontact.com/download>)



Sensor/actuator box, Application: Standard, Connection method: M12 socket Plastic, Number of slots: 6, Number of positions: 4, Slot assignment: Single, Status indication: Yes, pnp; Master cable connection: M23 plug connection 180°, Shielding: No

The illustration shows a version with 8 slots

### Product Features

- ✓ Safety in the field, thanks to molded housing and high degree of protection
- ✓ Flexible, distributed bundling of signals in one master cable
- ✓ Convenient: increased machine availability thanks to quick and easy diagnostics



### Key commercial data

Packing unit	1 pc
Weight per Piece (excluding packing)	134.0 GRM
Custom tariff number	85366990
Country of origin	Poland

### Technical data

#### General

Rated voltage	24 V DC
Max. operating voltage $U_{max}$	30 V DC
Current carrying capacity per I/O signal	2 A
Current carrying capacity per slot	4 A
Total rated current	12 A
Number of positions	4
Number of slots	6
Inflammability class according to UL 94	V0
Sensor/actuator connection system	M12 socket

#### Ambient conditions

# Sensor/actuator box - SACB-6/ 6-L-M23 180 - 1692695

## Technical data

### Ambient conditions

Degree of protection	IP65
	IP67
Ambient temperature (operation)	-20 °C ... 75 °C

### Local diagnostics function

Local diagnostics	Supply voltage Green LED
	Status display I/O Yellow LED

### Master cable data/connection data

Connection method	M23 plug connection
Tightening torque slot sensor/actuator cable	0.4 Nm

### Insulation material

Housing material	PA
Contact material	CuSn
Contact surface material	Ni/Au
Contact carrier material	PA
Material of contact, master cable side	CU alloy
Material of contact surface, master cable side	Gold-plated
Material of threaded sleeve	PA
Material, O-ring	NBR

### Pin assignment

Slot/position = Wire color or connection	1 / 4 (A) = 1
	2 / 4 (A) = 2
	3 / 4 (A) = 3
	4 / 4 (A) = 4
	5 / 4 (A) = 5
	6 / 4 (A) = 6
	1-4 / 1 (+ 24 V) = 11
	1-4 / 3 (0 V) = 9+10
	1-4 / 5 (PE) = 12

## Classifications

### eCl@ss

eCl@ss 4.0	27140815
eCl@ss 4.1	27140815
eCl@ss 5.0	27143423

## Sensor/actuator box - SACB-6/ 6-L-M23 180 - 1692695

### Classifications

#### eCl@ss

eCl@ss 5.1	27143423
eCl@ss 6.0	27143423
eCl@ss 7.0	27449001
eCl@ss 8.0	27449001

#### ETIM

ETIM 2.0	EC000200
ETIM 3.0	EC001856
ETIM 4.0	EC002585
ETIM 5.0	EC002585

#### UNSPSC

UNSPSC 6.01	31261501
UNSPSC 7.0901	31261501
UNSPSC 11	31261501
UNSPSC 12.01	31261501
UNSPSC 13.2	31261501

### Approvals

#### Approvals


#### Approvals

UL Recognized / cUL Recognized / GOST / cULus Recognized

#### Ex Approvals

#### Approvals submitted


#### Approval details

UL Recognized 	
mm²/AWG/kcmil	22-16

Sensor/actuator box - SACB-6/ 6-L-M23 180 - 1692695

Approvals

Nominal voltage UN	24 V
--------------------	------

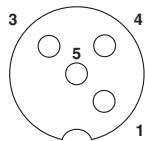
cUL Recognized 	
mm²/AWG/kcmil	22-16
Nominal voltage UN	24 V

GOST 	
--	--

cULus Recognized 	
--	--

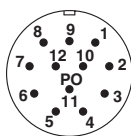
Drawings

Schematic diagram



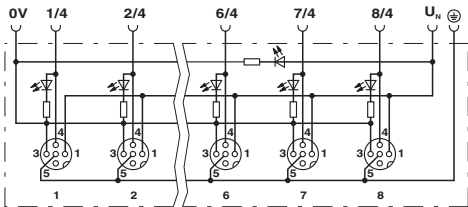
M12 slot, socket, 4-pos.

Schematic diagram



M23 plug connection pin, 12-pos.

Circuit diagram



## Sensor/actuator box - SACB-6/ 6-L-M23 180 - 1692695

Dimensioned drawing

