





Depluggable Terminal Strips for Panel / Chassis Mounting

TYPE 322-STFS (-DS)
10 mm spacing - 1 to 12 poles



322-STFS (-DS)



One assembly



RoHS WEEE Pb free surface compliant

Description

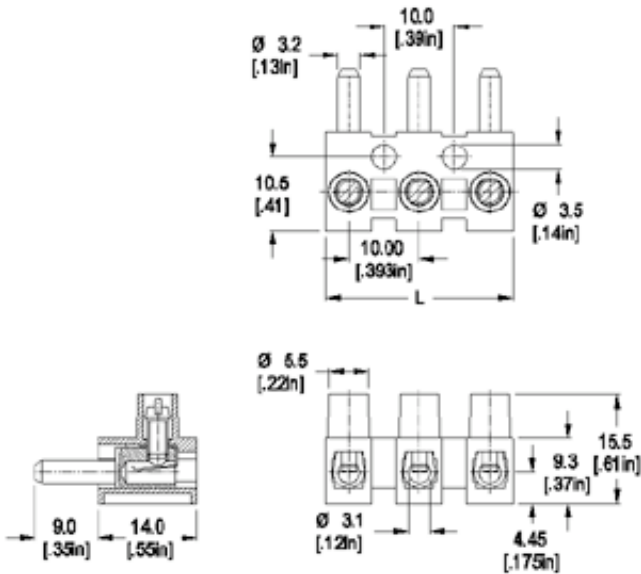
- Plug
- Plug-in direction parallel with wire entry direction when plugged with **323-STFB (-DS)**
- Recommended mounting hardware: M3.5 pan head screw (#6-32 pan head screw) or similar sized sheet metal screw, self-tapping screw or rivet.

Technical Data

Center to Center Spacing: 10 mm (0.394 in.)
Nominal Cross Section: 2.5 mm² (3874 mils²)
Wire Stripping Length: 6 mm (0.25 in.)

Application

Whether panel, chassis, printed circuit or wire harness mounted, the 300 series terminal blocks are robust and versatile assets to complement your wiring needs. Male or female plugs can be on the wire harness or they can be on the panel, chassis or PCB. Male and female components can be adjusted for "connect ground first" type configurations where one of the components male or female is extended forward more than the other poles. Configurations with both male and female components can be designed to mate their appropriate counterparts. Plug in directions and wire entries can be oriented almost anyway possible with respect to the mounting surface. Insertion and extraction forces can be optimized for ease of use or for robustness to vibrations by utilizing different available models and sizes. All are designed to assure good stable electrical conductivity, good heat dissipation and repeated cycles of use. They can be specially marked to your specifications. The screw tightened connections result in high contact forces thus promoting safe wire secureness and retention, low electrical resistance and safe reusable connections. All wire retention screws are captive in their towers and they cannot fall out during transportation, installation and use. Wire protectors are available to protect small gauge stranded wires from screw damage.



Dimensions: mm (in.)

Length of Connector (L)
L = No. of Poles x Center to Center Spacing - 3.5 mm

When locating connector, allow 0.5 mm clearance around it for process-induced variations.

Approval Information

CSA File No.LR24322

Rating	Current(A)	Voltage(V)	Application group	AWG
UL	20	300	B,C,D	18-12
CSA	15	300	B	26-10
CSA	10	300	D,E	26-10

* UL recognition for 322-STFS is pending.
Version DS is CSA certified for 26-12 AWG.

Screw Tightening Torque:

UL: 4.5 lbf·in
CSA: 0.51 Nm

Material

Molding: Polyamide, self extinguishing to UL 94, V-2, color off-white
Temperature limits:
Short Time: 140°C (284°F)
Continuous: RTI 105°C (221°F)
Low Limit: -40°C (-40°F)
Comparative Tracking Index: CTI≥600V
Oxygen Index Rating: 25%

Terminal Body: Tin plated copper alloy
Wire Protector: Tin plated copper alloy
Screw: M3, Slotted head, zinc plated blue passivated, steel substrate