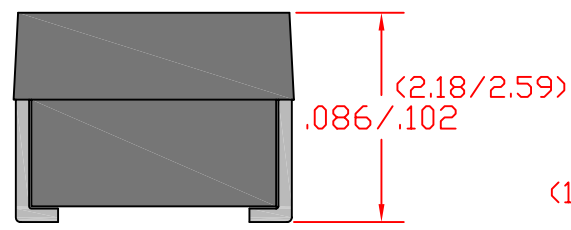
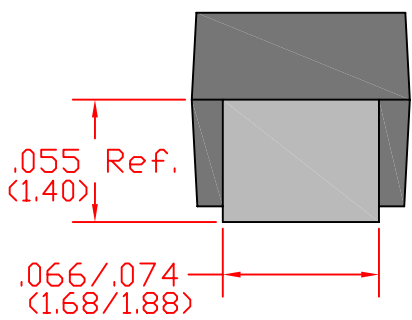
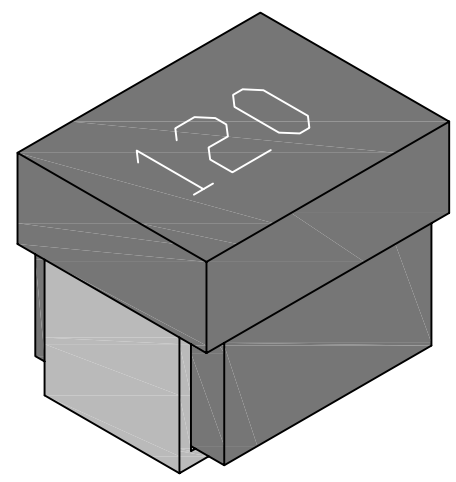
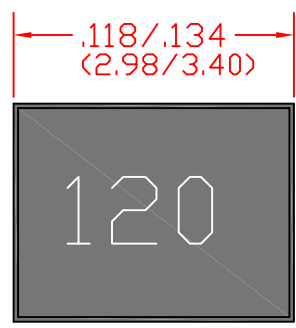
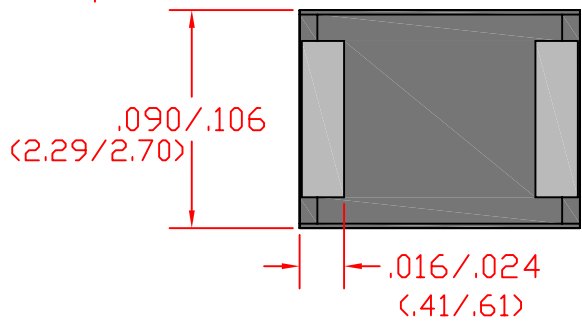
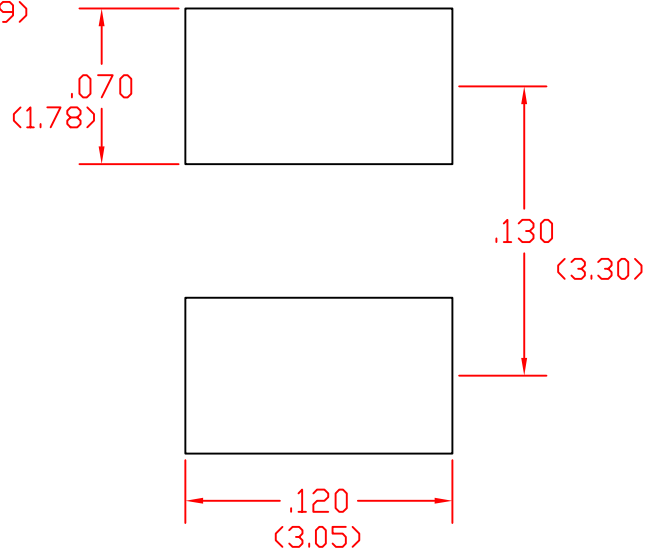


Electrical Specs.

Ind.* 120nH±5% @ 40MHz, 0.1V
Q* 40 Min. @ 40MHz, 0.1V
SRF*** 650MHz Min
DCR 0.080Ω Min.
Current Rating** 1.609Adc



Recommended Foot Print



Notes:
* Tested on HP 4194A meter
** Rated current is based on a 35°C temperature rise at an ambient temperature of 90°C.
*** SRF approximate nominal values for design info. only.
- Operating temperature -55°C to +125°C
- RoHS Compliant

Tape and Reel Specs:
Pcs./Reel maximum: 2000
Pitch between parts: 8 mm
Tape width: 8 mm
Reel diameter inches: 7

NEXT ASSEM	USED ON	LTR.	REVISION	BY	DATE
Part #:		SM3-120J-1LF			
DRAWN BY	KB	APPROVED BY	KB	ENG	QA
					MFG

Unless otherwise specified dimensions are in inches.
in. (mm)

This drawing or specification is the property of Gowanda Electronics. Copies shall not be reproduced or copied or used as the basis for the manufacture or sale of apparatus without permission.

GOWANDA

ONE MAGNETICS PARKWAY
P.O. BOX 111
GOWANDA, NEW YORK 14070

Phone Number: (716)532-2234
Website: www.gowanda.com