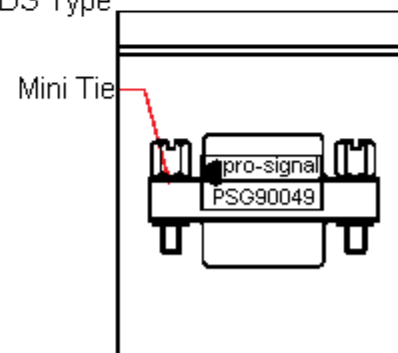
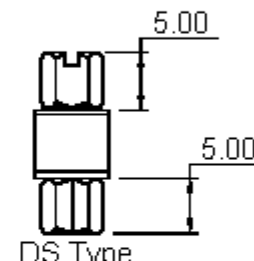
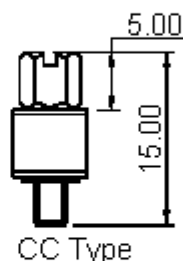
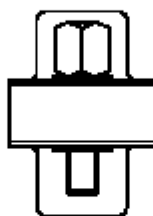
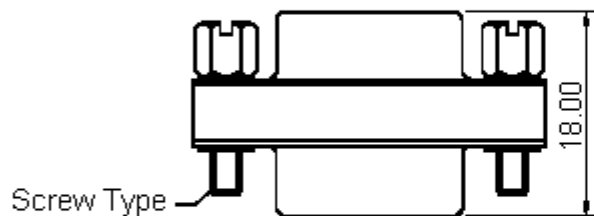
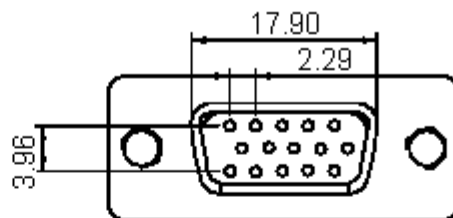
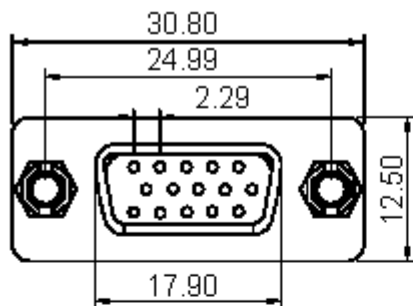


PART NO.

GC015 (PSG90049)

REVISIONS

ECN #	REV	DESCRIPTION	DRAWN	DATE	CHECKD	DATE	APPRVD	DATE
-	A	RELEASED	Veena	22/02/10	Jagan	22/02/10	Farnell	08/03/10



Packing: (6)

Dimensions : Millimetres

This data sheet and its contents (the "Information") belong to the Premier Farnell Group (the "Group") or are licensed to it. No licence is granted for the use of it other than for information purposes in connection with the products to which it relates. No licence of any intellectual property rights is granted. The Information is subject to change without notice and replaces all data sheets previously supplied. The Information supplied is believed to be accurate but the Group assumes no responsibility for its accuracy or completeness, any error in or omission from it or for any use made of it. Users of this data sheet should check for themselves the Information and the suitability of the products for their purpose and not make any assumptions based on information included or omitted. Liability for loss or damage resulting from any reliance on the Information or use of it (including liability resulting from negligence or where the Group was aware of the possibility of such loss or damage arising) is excluded. This will not operate to limit or restrict the Group's liability for death or personal injury resulting from its negligence. SPC pro-SIGNAL is the registered trademark of the Group. © Premier Farnell plc 2010.

TOLERANCES:

UNLESS OTHERWISE SPECIFIED, DIMENSIONS ARE FOR REFERENCE PURPOSES ONLY.

DRAWN BY:

Veena

CHECKED BY:

Jagan

APPROVED BY:

Farnell

DATE:

22/0210

DATE:

22/0210

DATE:

08/03/10

DRAWING TITLE:

Gender Changer - M-M, HD 15 Way

SIZE  
A

DWG NO.

SCALE: NTS

U.O.M.: mm

ELECTRONIC FILE  
1775246-DWG

REV  
A

SHEET: 1 OF 2



PART NO.

GC015 (PSG90049)

## REVISIONS

ECN #	REV	DESCRIPTION	DRAWN	DATE	CHECKD	DATE	APPRVD	DATE
-	A	RELEASED	Veena	22/02/10	Jagan	22/02/10	Farnell	08/03/10

**Specifications:**

Current rating : 1.5A.  
Minimum insulation resistance : 100MΩ.  
Dielectric withstanding : 500V for one minute.  
Maximum contact resistance : 50MΩ.  
Operating temperature : -20°C to +70°C.

**Materials:**

Housing : PBT.  
Contact : Copper alloy.  
Shell : Steel.

**Part Number Table**

Description	Part Number
Gender Changer, M-M, HD15Way	GC015 (PSG90049)

<http://www.farnell.com><http://www.newark.com><http://www.cpc.co.uk>

This data sheet and its contents (the "Information") belong to the Premier Farnell Group (the "Group") or are licensed to it. No licence is granted for the use of it other than for information purposes in connection with the products to which it relates. No licence of any intellectual property rights is granted. The Information is subject to change without notice and replaces all data sheets previously supplied. The Information supplied is believed to be accurate but the Group assumes no responsibility for its accuracy or completeness, any error in or omission from it or for any use made of it. Users of this data sheet should check for themselves the Information and the suitability of the products for their purpose and not make any assumptions based on information included or omitted. Liability for loss or damage resulting from any reliance on the Information or use of it (including liability resulting from negligence or where the Group was aware of the possibility of such loss or damage arising) is excluded. This will not operate to limit or restrict the Group's liability for death or personal injury resulting from its negligence. SPC pro-SIGNAL is the registered trademark of the Group. © Premier Farnell plc 2010.

**TOLERANCES:**

UNLESS OTHERWISE SPECIFIED, DIMENSIONS ARE FOR REFERENCE PURPOSES ONLY.

**DRAWN BY:**

Veena

**DATE:**

22/0210

**CHECKED BY:**

Jagan

**DATE:**

22/0210

**APPROVED BY:**

Farnell

**DATE:**

08/03/10

**DRAWING TITLE:****Gender Changer - M-M, HD 15 Way****SIZE**  
**A**

DWG NO.

ELECTRONIC FILE  
1775246-DWGREV  
A

SCALE: NTS

U.O.M.: mm

SHEET: 2 OF 2