

Description

- Miniature size and rugged construction
- Designed for high shock environments
- Suited for IR and vapor reflow solder
- Frequency range 1kHz to 2MHz
- Ferrite core material

Applications

- Computer, pager and battery powered equipment

Environmental Data

- Storage temperature range: -40°C to +125°C
- Operating ambient temperature range: -40°C to +85°C range is application specific. Temperature rise is approximately 40°C at rated RMS current. Maximum operating temperature is 125°C including ambient.
- Solder reflow temperature: +260°C max. for 10 seconds max.



Packaging

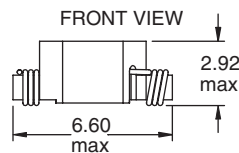
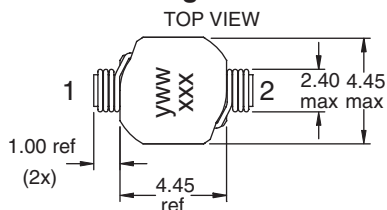
- Supplied in tape and reel packaging, 2,500 per reel

Part Number	Inductance μH (Rated)	OCL (1) $\mu\text{H} \pm 20\%$	I _{rms} (2) Amperes	I _{sat} (3) Amperes	DCR (4) Ohms (Max)
UP0.4C-1R0-R	1.0	1.16	2.88	3.33	0.030
UP0.4C-1R5-R	1.5	1.49	2.58	2.94	0.034
UP0.4C-2R2-R	2.2	2.27	2.15	2.38	0.050
UP0.4C-3R3-R	3.3	3.22	1.89	2.00	0.060
UP0.4C-4R7-R	4.7	4.95	1.55	1.61	0.088
UP0.4C-6R8-R	6.8	7.06	1.30	1.35	0.128
UP0.4C-100-R	10	9.53	1.16	1.16	0.156
UP0.4C-150-R	15	14.5	0.95	0.94	0.250
UP0.4C-220-R	22	21.8	0.76	0.77	0.360
UP0.4C-270-R	27	27.5	0.69	0.68	0.480
UP0.4C-330-R	33	32.2	0.64	0.63	0.560
UP0.4C-390-R	39	39.0	0.59	0.57	0.650
UP0.4C-470-R	47	46.5	0.53	0.53	0.820
UP0.4C-680-R	68	68.2	0.45	0.43	1.10
UP0.4C-101-R	100	102.5	0.37	0.35	1.58

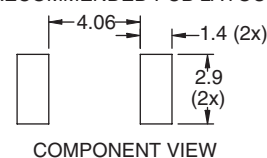
1) Open Circuit Inductance Test Parameters: 100kHz, 0.250 Vrms, 0.0 Adc
 2) RMS current, delta temp. of 40°C ambient temperature of 85°C

3) Peak current for approximately 30% roll-off @ 20°C
 4) Values @ 20°C

Mechanical Diagrams



RECOMMENDED PCB LAYOUT



SCHEMATIC



Dimensions in Millimeters.

yww = Date Code xxx = Inductance value per family chart

Inductance Characteristics

