



American Opto Plus LED Corp.
0.56" SMD Type LED Display
SMA561LA G/W
SMC561LA G/W

● **FEATURES**

- 0.56 inch (14.2 mm) Digit Height.
- SMD type.
- Low current operation.
- Gray face, White segment.
- RoHS compliant, Pb Free.

● **DESCRIPTION**

The SMA561LA G/W & SMC561LA G/W are 0.56 inch (14.2mm) height
Single 7-segment displays.

This device utilizes Super Bright Amber LED chip which are made from AlGaInP
On a transparent GaAs, substrate.

The display has Gray face, White segment.

● **DEVICE**

PART NO	DESCRIPTION
SMA561LA G/W	Common Anode
SMC561LA G/W	Common Cathode

RoHS Compliance



Pb free.





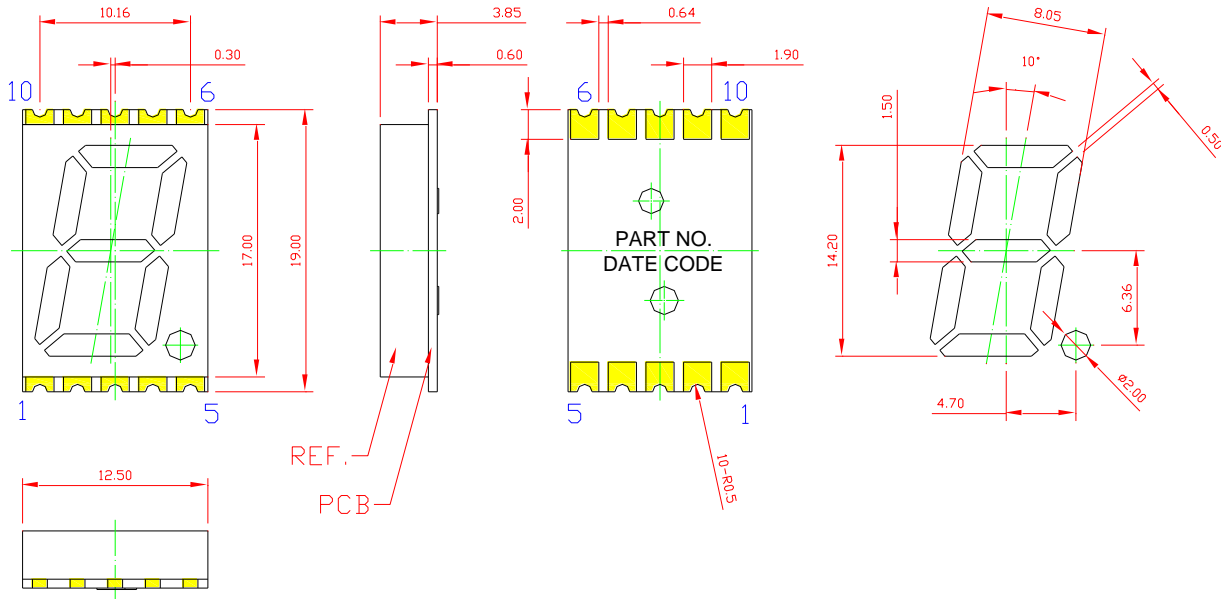
American Opto Plus LED Corp.

0.56" SMD Type LED Display

SMA561LA G/W

SMC561LA G/W

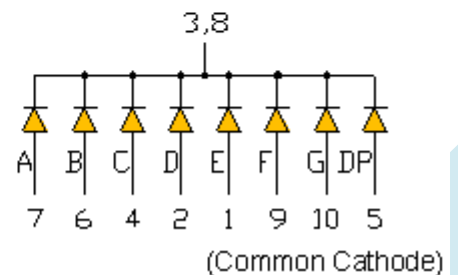
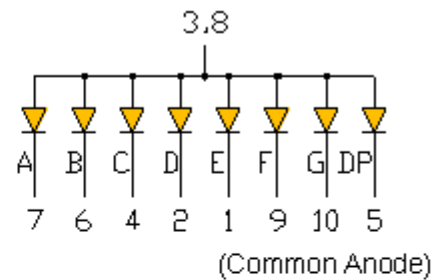
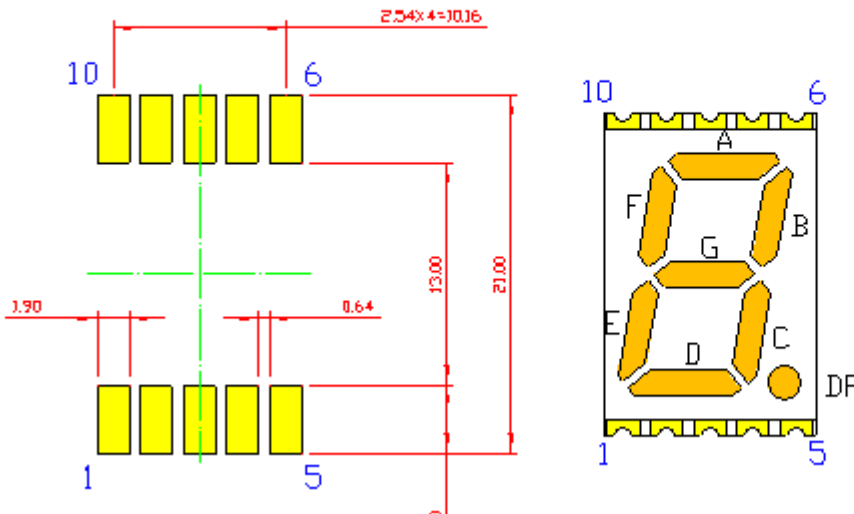
MECHANICAL DIMENSIONS



NOTE:
 Dimension in millimeters (inches),
 And tolerance are $\pm 0.25\text{mm}$ (.01") specified.

TYPICAL INTERNAL EQUIVALENT CIRCUIT

Recommended
Soldering Pattern





American Opto Plus LED Corp.
0.56" SMD Type LED Display
SMA561LA G/W
SMC561LA G/W

● **LA: SUPER BRIGHT AMBER (AlGaInP/GaAs)**

ABSOLUTE MAXIMUM RATING AT $T_a=25^{\circ}\text{C}$

Parameter	Symbol	Maximum Rating	Unit
Power dissipation	P_{AD}	70	mW
Derating liner from 25°C	-	0.28	mA / $^{\circ}\text{C}$
Continuous forward current	I_{AF}	25	mA
Peak current (duty cycle 1/10, 1kHz)	I_{PF}	90	mA
Reverse voltage	V_R	5	V
Operating temperature	T_{OPR}	-40 to +105	$^{\circ}\text{C}$
Storage temperature	T_{STG}	-40 to +105	$^{\circ}\text{C}$

ELECTRICAL - OPTICAL CHARACTERISTICS AT $T_a=25^{\circ}\text{C}$

Characteristic	Symbol	Condition	Min.	Type.	Max.	Unit
Forward Voltage, (Per Dice)	V_F	$I_F=20\text{mA}$	-	2.0	2.6	V
Reverse Current, (Per Dice)	I_R	$V_R=5\text{V}$	-	-	10	μA
Peak Wavelength	λ_P	$I_F=20\text{mA}$	-	612	-	nm
Dominant Wavelength	λ_D	$I_F=20\text{mA}$	-	610	-	nm
Luminous Intensity	I_V	$I_F=20\text{mA}$	-	25	-	mcd
Spectral radiation bandwidth	$\Delta\lambda$	$I_F=20\text{mA}$	-	20	-	nm



American Opto Plus LED Corp.

0.56" SMD Type LED Display

SMA561LA G/W

SMC561LA G/W

● LA: SUPER BRIGHT AMBER (AlGaInP/GaAs) CURVE

Typical Electro-optical Characteristic Curves
(25 °C Free Air Temperature Unless Otherwise Specified)

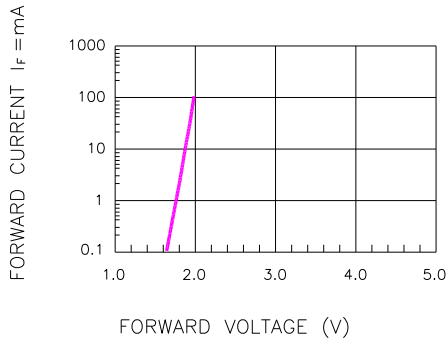


Fig.1 FORWARD CURRENT VS. FORWARD VOLTAGE

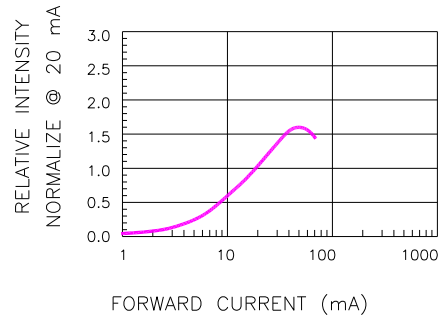


Fig.2 RELATIVE INTENSITY VS. FORWARD CURRENT

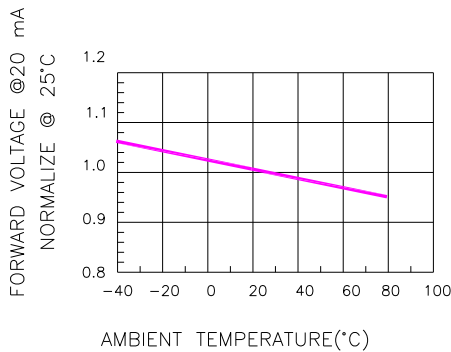


Fig.3 FORWARD VOLTAGE VS. TEMPERATURE

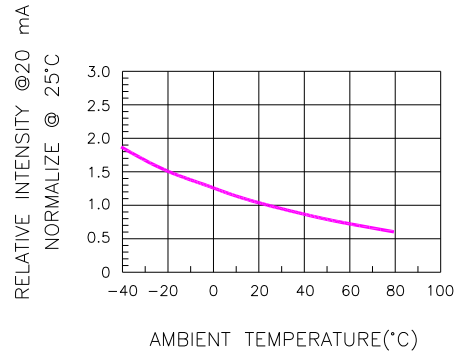


Fig.4 RELATIVE INTENSITY VS. TEMPERATURE

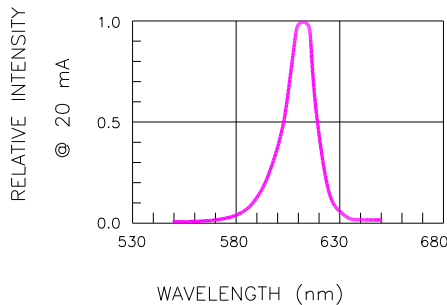


Fig.5 RELATIVE INTENSITY VS. WAVELENGTH

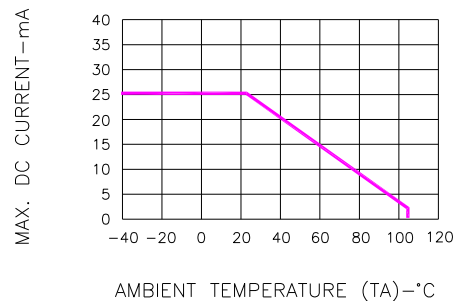


Fig.6 MAX. ALLOWABLE DC CURRENT VS. AMBIENT TEMPERATURE

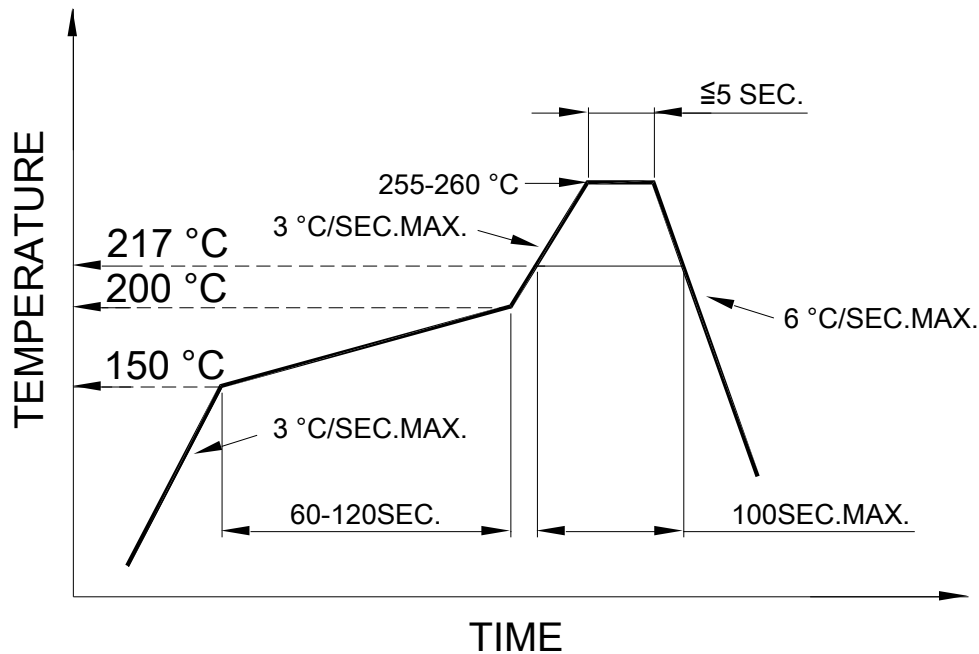


American Opto Plus LED Corp.
0.56" SMD Type LED Display
SMA561LA G/W
SMC561LA G/W

● **RECOMMEND SOLDERING PROFILE**

SMT Soldering Profile

Pb free reflow soldering Profile



● **SOLDERING IRON**

Basic specification : ≤ 4 seconds when 260°C, If temperature is higher, time should be shorter (+10°C → 1 sec). Power dissipation of iron should be smaller than 15W, and temperature should be controllable. Surface temperature of the device should be under 230°C.

● **REWORK**

Customer must finish rework within ≤ 3 sec under 350°C.