

Cable - CABLE-FCN40/4X14/ 0,5M/S7-IN - 2321253

Please be informed that the data shown in this PDF Document is generated from our Online Catalog. Please find the complete data in the user's documentation. Our General Terms of Use for Downloads are valid (<http://phoenixcontact.com/download>)




Round cable set; controller: Siemens S7-300 (6ES7 321-1BP00-0AA0, plus-reading operation); connection 1: Fujitsu connector (1x 40-position); connection 2: IDC/FLK socket strip (4x 14-position); cable length: 0.5 m

Your advantages

- ✓ Signal transfer of 4 x 8 channels
- ✓ Splitting cable: 40-pos. connector to four 14-pos. flat-ribbon cable strips

RoHS

Key Commercial Data

| | |
|--------------------------------------|---|
| Packing unit | 1 pc |
| GTIN |  4 046356 332057 |
| GTIN | 4046356332057 |
| Weight per Piece (excluding packing) | 122.800 g |
| Custom tariff number | 85444290 |
| Country of origin | Germany |

Technical data

Ambient conditions

| | |
|---|--|
| Ambient temperature (operation) | -40 °C ... 70 °C (fixed installation) |
| | -10 °C ... 70 °C (flexible installation) |
| Ambient temperature (storage/transport) | -40 °C ... 80 °C |
| Maximum altitude | ≤ 2000 m |
| Degree of protection | IP00 |
| | ≥ IP54 (Installation location) |

General

Cable - CABLE-FCN40/4X14/ 0,5M/S7-IN - 2321253

Technical data

General

| | |
|---|--|
| Max. permissible operating voltage | 25 V AC |
| | 60 V DC |
| Max. current carrying capacity per path | 1 A (50 °C) |
| | 0.6 A (70°C) |
| Length of cable | 0.5 m |
| External cable diameter | 4x 6.1 mm ±0.4 mm |
| Single wire, cross section | 0.14 mm ² |
| Single wire, cross section [AWG] | 26 |
| Single wire, number of litz wires | 7 |
| Single wire, material | Cu tin-plated |
| Wire diameter incl. insulation | 1 mm ±0.03 mm |
| Smallest bending radius, fixed installation | 52 mm |
| Smallest bending radius, movable installation | 98 mm |
| Bending cycles | 5000 (at a radius of ≥ 15x outside diameter) |
| Shielding | no |
| Cable insulation resistance | ≥ 20 MΩ/km (20 °C) |
| Cable resistance | ≤ 145 Ω/km (20 °C) |
| Outer sheath, material | Semi-rigid PVC |
| External sheath, color | gray |
| Nominal operating mode | 100% operating factor |

Connection data

| | |
|----------------------------------|----------------------|
| Connection name | Field level |
| Connection in acc. with standard | IEC 60603-13 |
| Connection method | IDC/FLK socket strip |
| Number of connections | 4 |
| Number of positions | 14 |
| Insertion/withdrawal cycles | > 50 |
| Pitch | 2.54 mm |

Connection data 2

| | |
|-----------------------------|-------------------|
| Connection name | Controller level |
| Connection method | Fujitsu connector |
| Number of connections | 1 |
| Number of positions | 40 |
| Insertion/withdrawal cycles | > 50 |

Standards and Regulations

| | |
|------------------|---------|
| Flame resistance | UL VW-1 |
|------------------|---------|

Cable - CABLE-FCN40/4X14/ 0,5M/S7-IN - 2321253

Technical data

Standards and Regulations

| | |
|--------------------------|---------------------------------------|
| | CSA FT-1 |
| | IEC 60332-1-2 |
| | VDE 0842, Part 332-1-2 |
| | IEC 60332-3-22 |
| Resistance to oil | against occasional splashes |
| Gasoline resistance | against occasional splashes |
| Designation | Air clearances and creepage distances |
| Standards/regulations | DIN EN 50178 |
| Rated insulation voltage | 63 V |
| Rated surge voltage | 0.6 kV |
| Insulation | Functional insulation |
| Pollution degree | 2 |
| Overvoltage category | II |

Supported controller

| | |
|---------------------|---------------------|
| Controller | SIEMENS S7-300 |
| - suitable I/O card | 6ES7 321-1BP00-0AA0 |

Color code

| | |
|---|--|
| Connector 1 = connector 2 (optional) = wire color | Fujitsu40 (A1) = IDC/FLK14-1 (1) = black |
| | Fujitsu40 (A2) = IDC/FLK14-1 (2) = brown |
| | Fujitsu40 (A3) = IDC/FLK14-1 (3) = red |
| | Fujitsu40 (A4) = IDC/FLK14-1 (4) = orange |
| | Fujitsu40 (A5) = IDC/FLK14-1 (5) = yellow |
| | Fujitsu40 (A6) = IDC/FLK14-1 (6) = green |
| | Fujitsu40 (A7) = IDC/FLK14-1 (7) = blue |
| | Fujitsu40 (A8) = IDC/FLK14-1 (8) = violet |
| | Fujitsu40 (A9) = IDC/FLK14-1 (10) = gray |
| | Fujitsu40 (A10) = IDC/FLK14-2 (1) = black |
| | Fujitsu40 (A11) = IDC/FLK14-2 (2) = brown |
| | Fujitsu40 (A12) = IDC/FLK14-2 (3) = red |
| | Fujitsu40 (A13) = IDC/FLK14-2 (4) = orange |
| | Fujitsu40 (A14) = IDC/FLK14-2 (5) = yellow |
| | Fujitsu40 (A15) = IDC/FLK14-2 (6) = green |
| | Fujitsu40 (A16) = IDC/FLK14-2 (7) = blue |
| | Fujitsu40 (A17) = IDC/FLK14-2 (8) = violet |
| | Fujitsu40 (A18) = IDC/FLK14-2 (10) = gray |
| | Fujitsu40 (B1) = IDC/FLK14-3 (1) = black |

Cable - CABLE-FCN40/4X14/ 0,5M/S7-IN - 2321253

Technical data

Color code

| | |
|--|--|
| | Fujitsu40 (B2) = IDC/FLK14-3 (2) = brown |
| | Fujitsu40 (B3) = IDC/FLK14-3 (3) = red |
| | Fujitsu40 (B4) = IDC/FLK14-3 (4) = orange |
| | Fujitsu40 (B5) = IDC/FLK14-3 (5) = yellow |
| | Fujitsu40 (B6) = IDC/FLK14-3 (6) = green |
| | Fujitsu40 (B7) = IDC/FLK14-3 (7) = blue |
| | Fujitsu40 (B8) = IDC/FLK14-3 (8) = violet |
| | Fujitsu40 (B9) = IDC/FLK14-3 (10) = gray |
| | Fujitsu40 (B10) = IDC/FLK14-4 (1) = black |
| | Fujitsu40 (B11) = IDC/FLK14-4 (2) = brown |
| | Fujitsu40 (B12) = IDC/FLK14-4 (3) = red |
| | Fujitsu40 (B13) = IDC/FLK14-4 (4) = orange |
| | Fujitsu40 (B14) = IDC/FLK14-4 (5) = yellow |
| | Fujitsu40 (B15) = IDC/FLK14-4 (6) = green |
| | Fujitsu40 (B16) = IDC/FLK14-4 (7) = blue |
| | Fujitsu40 (B17) = IDC/FLK14-4 (8) = violet |
| | Fujitsu40 (B18) = IDC/FLK14-4 (10) = gray |

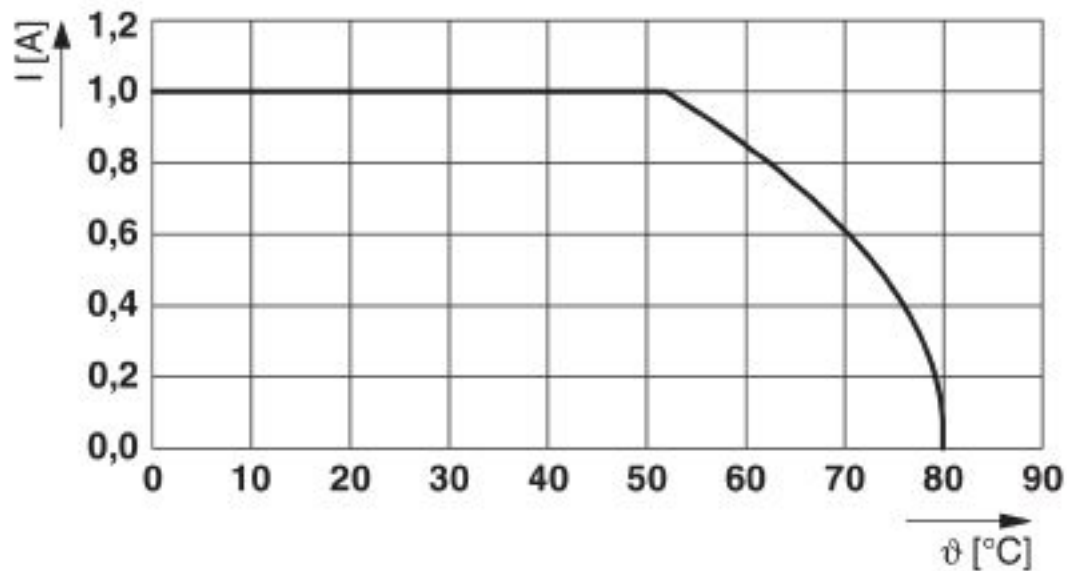
Environmental Product Compliance

| | |
|------------|---|
| China RoHS | Environmentally Friendly Use Period = 50 years |
| | For details about hazardous substances go to tab "Downloads", Category "Manufacturer's declaration" |

Drawings

Cable - CABLE-FCN40/4X14/ 0,5M/S7-IN - 2321253

Diagram



Maximum permissible current per path in uncoiled state

Classifications

eCl@ss

| | |
|---------------|----------|
| eCl@ss 10.0.1 | 27242220 |
| eCl@ss 4.0 | 27060300 |
| eCl@ss 4.1 | 27060300 |
| eCl@ss 5.0 | 27242200 |
| eCl@ss 5.1 | 27242200 |
| eCl@ss 6.0 | 27249200 |
| eCl@ss 7.0 | 27249205 |
| eCl@ss 8.0 | 27249205 |
| eCl@ss 9.0 | 27242220 |

ETIM

| | |
|----------|----------|
| ETIM 2.0 | EC000237 |
| ETIM 3.0 | EC000237 |
| ETIM 4.0 | EC000237 |
| ETIM 5.0 | EC000237 |
| ETIM 6.0 | EC000237 |
| ETIM 7.0 | EC000237 |

Cable - CABLE-FCN40/4X14/ 0,5M/S7-IN - 2321253

Classifications

UNSPSC

| | |
|---------------|----------|
| UNSPSC 6.01 | 26121620 |
| UNSPSC 7.0901 | 26121620 |
| UNSPSC 11 | 26121620 |
| UNSPSC 12.01 | 26121620 |
| UNSPSC 13.2 | 26121620 |
| UNSPSC 18.0 | 26121620 |
| UNSPSC 19.0 | 26121620 |
| UNSPSC 20.0 | 26121620 |
| UNSPSC 21.0 | 26121620 |

Approvals


Approvals


Approvals

UL Listed / cUL Listed / EAC / cULus Listed

Ex Approvals

Approval details

| | | | |
|--------------------|---|---|---------------|
| UL Listed |  | http://database.ul.com/cgi-bin/XYV/template/LISEXT/1FRAME/index.htm | FILE E 238705 |
| Nominal voltage UN | 125 V | | |
| Nominal current IN | 1 A | | |

| | | | |
|--------------------|---|---|---------------|
| cUL Listed |  | http://database.ul.com/cgi-bin/XYV/template/LISEXT/1FRAME/index.htm | FILE E 238705 |
| Nominal voltage UN | 125 V | | |
| Nominal current IN | 1 A | | |

Cable - CABLE-FCN40/4X14/ 0,5M/S7-IN - 2321253

Approvals

| | | |
|-----|---|-------------------------|
| EAC |  | RU*- DE.HB*35.B00385 |
|-----|---|-------------------------|

| | |
|--------------|---|
| cULus Listed |  |
|--------------|---|

Accessories

Accessories

Marker carrier cable

Cable marker carrier - KME - 0807083



Cable marker carrier, white, unlabeled, mounting type: Assembly with cable binders, cable diameter: > 5 mm, lettering field size: 20 mm x 8 mm