

Ordering Data

Thermal Circuit Breaker

Description	Type	Order No.	Pcs./Pck.
1-pos. thermal circuit breaker, for fuse holder in accordance with ISO 8820-3, can be plugged onto UK 6-FSI/C... and ST 4-FSI/C... base terminal block			
Nominal current 5 A, light brown	TCP 5/DC32V	0700005	50
Nominal current 7.5 A, brown	TCP 7,5/DC32V	0700007	50
Nominal current 10 A, red	TCP 10/DC32V	0700010	50
Nominal current 15 A, blue	TCP 15/DC32V	0700015	50
Nominal current 20 A, yellow	TCP 20/DC32V	0700020	50
Nominal current 25 A, white	TCP 25/DC32V	0700025	50
Nominal current 30 A, green	TCP 30/DC32V	0700030	50

Technical Data

Technical Data in Accordance With IEC/DIN VDE

Nominal voltage	32 V DC
Nominal current	5 A; 7.5 A; 10 A, 15 A, 20 A; 25 A; 30 A
Voltage drop at nominal current	< 150 mV
Ambient temperature (operation)	-30°C ... +60°C
Weight	5 g, approx.

Interrupting Capacity

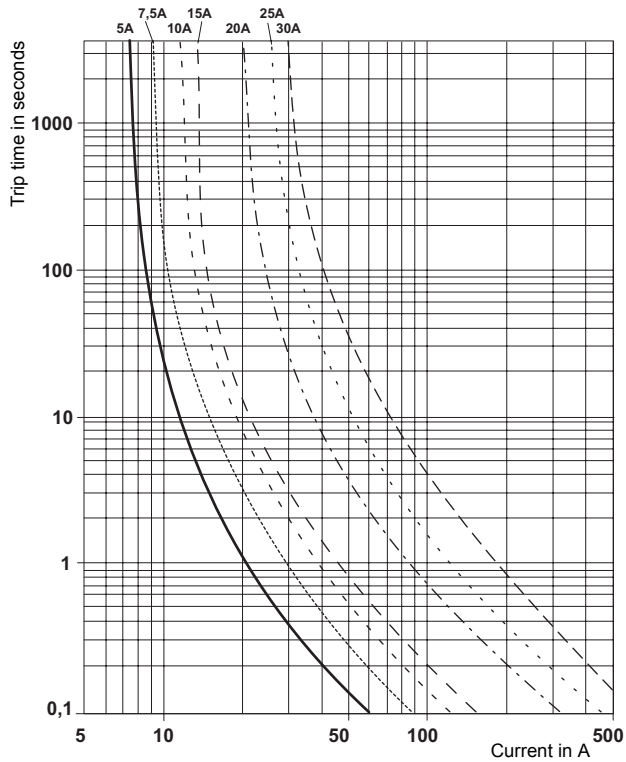
Limit short circuit interruption capacity	≥ 3 interruptions of 150 A or ≥ 1 interruption of 2000 A
---	--

Service Life

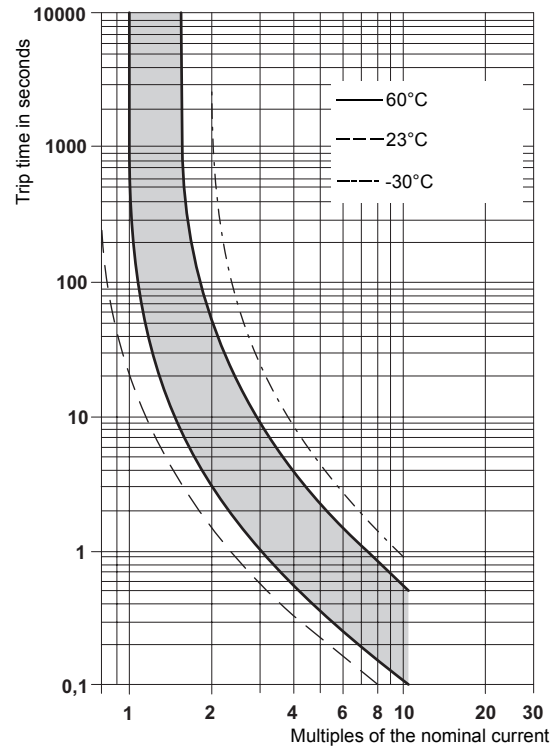
Cycles with ≤ 50 A	300
Degree of protection (IEC 60529)	
Operating field	IP30
Connection area	IP00

Time/Current Characteristic Curve

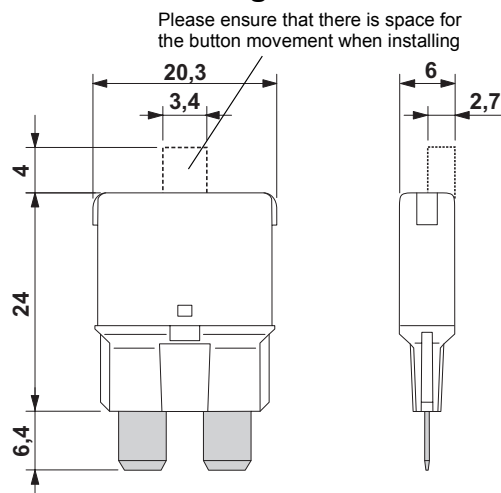
Total interruption period for nominal current



Total interruption period for nominal current dependent on the ambient temperature

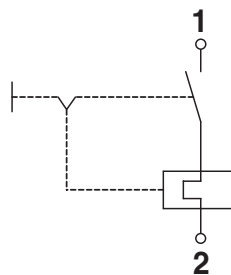


Dimensional Drawing



The reset button must not be blocked!

Circuit Diagram



© PHOENIX CONTACT 11/2006