ENG. NO SD-53314-**15

EDP NO.

:MM DIMENSIONS IN METRIC DO NOT SCALE DRAWING

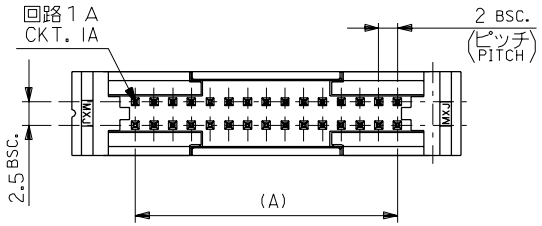

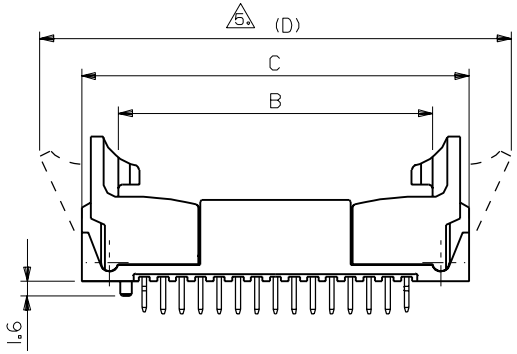

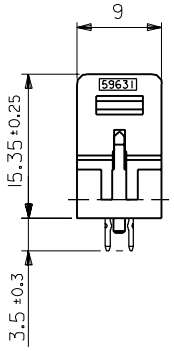

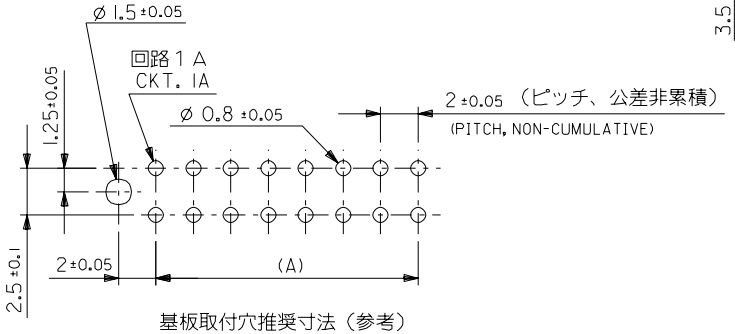

基板取付穴推奨寸法(参考)
RECOMMENDED PCB HOLE DIM.(REF.)

注記
NOTES

1. 材料: ハウジング: ガラス入りポリエステル
MATERIALS: HOUSING: G.F. POLYESTER, UL94V-0, GRAY
ピン: 黄銅
PIN: BRASS (0.5mm, SQUARE)
2. 仕上げ: Sn-Pbメッキ: 2-3 μm
PLATING: TIN-LEAD:
銅下地メッキ: 1-2 μm
OVER COPPER:
3. 適合メスコネクター: 51089-***5, 52478-**15,
MATING CONNECTORS:
4. 推奨基板厚:
RECOMMENDED PCB THICKNESS: t=1.6mm
5. イジェクターが開いてる状態。
EJECTORS IN OPEN POSITION

(D)	C	B	(A)	ENG. NO.	CKT.
80.4	71.4	63.6	58	53314-6015	60
70.4	61.4	53.6	48	-5015	50
60.4	51.4	43.6	38	-4015	40
54.4	45.4	37.6	32	-3415	34
50.4	41.4	33.6	28	53314-3015	30

角度 ANGLE	±3°
30以上 OVER	±0.3
10以上 30未満 OVER UNDER	±0.25
10未満 UNDER	±0.2
一般公差 GENERAL TOLERANCES	

LTR 記号	REVISION RECORD 変更内容	DR.	CHK.	DATE 日付
A	RELEASED	GMS	H.I	92/2/21
2	REVISED	GMS	H.I	91/7/30
1	REVISED	GMS	H.I	91/3/5
0	PROPOSED	GMS	H.I	90/11/6

REVISE ONLY ON CAD SYSTEM

材料 MATERIAL 注記参照 SEE NOTES
仕上げ FINISH 注記参照 SEE NOTES
適用電線範囲 WIRE RANGE —//—
被覆外径 INS. RANGE —//—
DRAWN BY
CHK'D BY
APP'D BY
尺度 SCALE 2-1

molex MOLEX-JAPAN CO.,LTD. 日本モレックス株式会社
EDP. NO. —//—
ENG. NO. SD-53314-**15 REV A
TITLE 名称 2mm W-to-B Dual Row Straight Header w/ Ejector Ass'y.

ZF3:C110,0271S5334.DGN

THIS DRAWING CONTAINS INFORMATION THAT IS PROPRIETARY TO MOLEX(JAPAN) AND SHOULD NOT BE USED WITHOUT WRITTEN PERMISSION
本図面は日本モレックス(株)の所有する情報を含むもので当社の許可なく複製を禁止する。

MXJ-8