THIS DRAWING IS UNPUBLISHED. RELEASED FOR PUBLICATION -,- .
© COPYRIGHT - By - ALL RIGHTS RESERVED.

LOC	DIST
AF	50

REVISIONS

P	LTR	DESCRIPTION	DATE	DWN	APVD
	F	REVISED PER ECR-12-013459	28NOV2012	KH	PD

1 CONTINUOUS STRIP ON REELS.

2 MATING TAB SIZE IS .093 X .032±.001.

3 WIRE SIZE IS #26-#22 AWG.

4 INSULATION RANGE IS .035-.060 DIA.

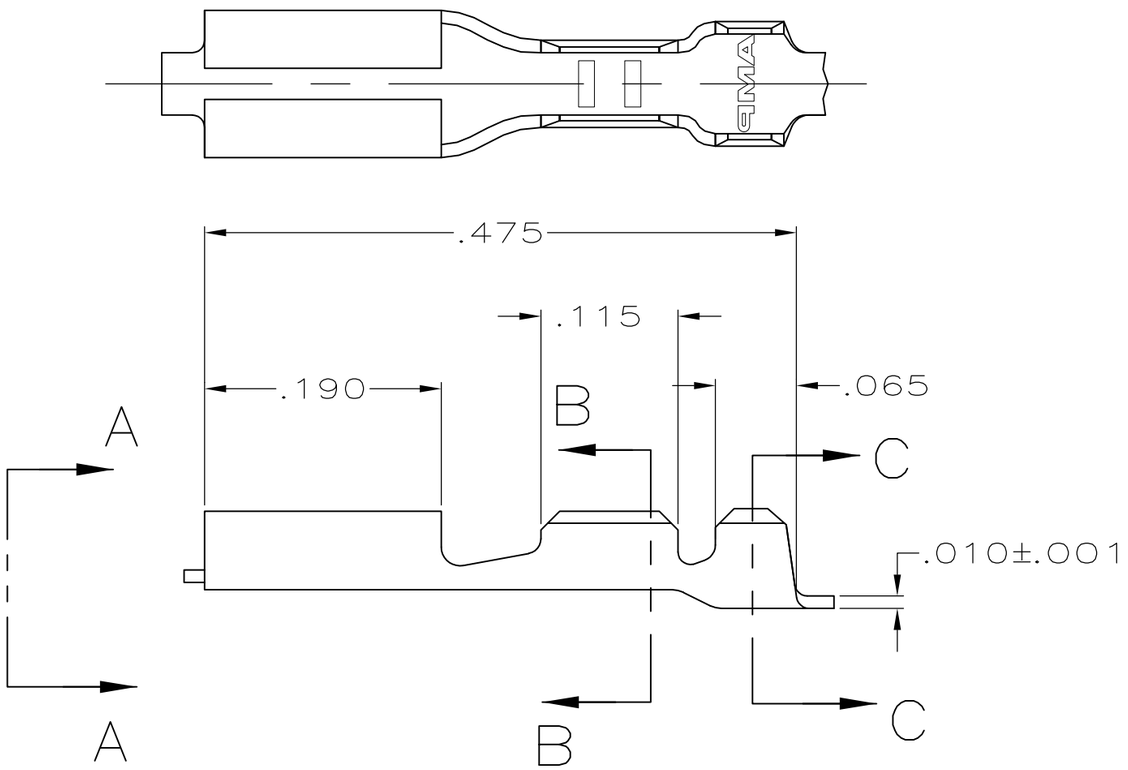

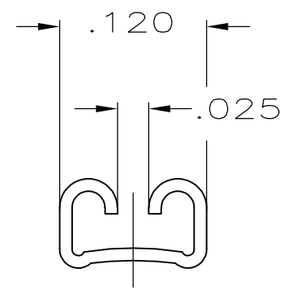

VIEW A-A

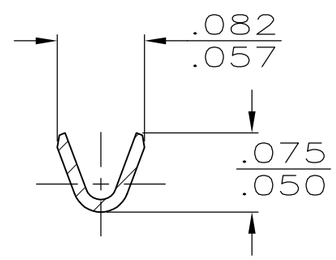

SECTION B-B

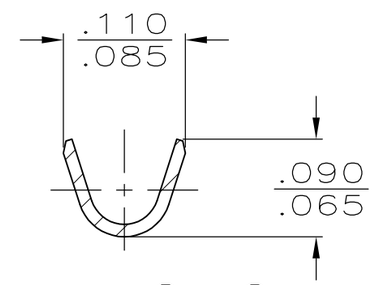

SECTION C-C

61813-1

PART NO.

THIS DRAWING IS A CONTROLLED DOCUMENT.

DIMENSIONS: INCHES

TOLERANCES UNLESS OTHERWISE SPECIFIED:

0 PLC	± -
1 PLC	± -
2 PLC	± -
3 PLC	± .015
4 PLC	± -
ANGLES	± -

MATERIAL: BRASS

FINISH: PRE-TIN

DWN	JR RUTH	8/26/97
CHK	MS FEHER	8/26/97
APVD	J HUZVAR	8/26/97
PRODUCT SPEC	—	
APPLICATION SPEC	—	
WEIGHT	—	

CUSTOMER DRAWING

TE Connectivity

NAME: TAB RECEPTACLE, .093 —

SIZE	CAGE CODE	DRAWING NO	RESTRICTED TO
A3	00779	C-61813	—

SCALE	SHEET	REV
8:1	1 OF 1	F