# Company profile

Weidmüller is the leading manufacturer of components for electrical and electronic interconnection technologies.

The company develops, produces and sells customer-oriented solutions comprising the entire Weidmüller product portfolio. As an OEM supplier, the company sets global standards in the field of electrical connection technology.

The Weidmüller product portfolio ranges from terminal blocks, PCB connectors and terminals, protected components, Industrial Ethernet components and relay sockets to power supply and overvoltage protection modules suitable for all applications. Electrical installation and marking solutions, basic I/O components and a variety of tools round off the range. Weidmüller products are mainly used in control cabinets and for field wiring. Customers also benefit from our wide range of services.

In addition to our expertise in manufacturing precision mechanics, we offer a customer oriented product portfolio for our international customers in the fields of industrial, process and transportation technology. Our developments and activities are driven solely by the individual requirements of our customers in these areas.

The Weidmüller Group has a strong international orientation with production facilities, sales companies and agencies in over 70 countries. Due to our high standards of quality and service, customers around the world value us as a highly competent and flexible partner.



# All the catalogues at a glance

**Catalogue 1: Modular Terminal Blocks**
Order number: 5650110000

- P-Series (Push In technology)
- I-Series (IDC technology)
- Z-Series (Tension clamp technology)
- W-Series (Screw connection technology)
- Stud style (Screw connection technology)

**Catalogue 2: PCB Terminals and Connectors**
Order number: 5650120000

PCB Terminals with
- leaf spring connection, clamping yoke connection, TOP clamp connection, tension clamp connection, Push In spring connection, spade connection

PCB Connectors of
- Minimate, Omnimate, Unimate, Powermate and Crimpmate Ranges

**Catalogue 3: RockStar® – Heavy Duty Connectors**
Order number: 5650130000

- Inserts
- Modular system
- Housings IP65 + IP69K

**Catalogue 4: Electronics**
Order number: 5650140000

- Interface units
- Digital signal processing
- Analogue signal processing
- Power supplies
- Overvoltage protection

**Catalogue 5: Enclosures and Cable Glands**
Order number: 5650150000

- Enclosures
- Cable gland and Cabtite

**Catalogue 6: Tools**
Order number: 5650160000

- Cutting
- Stripping
- Crimping
- Screwdrivers
- Measuring/Testing
- Automatic machines

**Catalogue 7: Marking Systems**
Order number: 5650170000

- Terminal markers
- Wire and cable markers
- Device and equipment markers
- Printing systems
- Software

**Catalogue 8: Sensor Actuator Interface**
Order number: 5650180000

- SAI Passive
- SAI Active
- Cables and connectors
- JACKPAC® IP67

**Catalogue 9: Industrial Ethernet**
Order number: 5650190000

- Active components
- Passive components
- Accessories

**Complete Set**
Order number: 5650100000

- composed of catalogue 1 to catalogue 9 inclusive



**Online Catalogue**

If you have questions about the specifications and details of our products, perhaps even outside normal business hours, then our online catalogue at **http://catalog.weidmueller.com** – open 24 hours a day, 365 days a year – is the perfect source of information. Besides product features and part numbers, it contains extensive additional information on all product groups. And for further information, offers and your personal contact, simply consult the Weidmüller website at **www.weidmueller.com**.

**CD-ROM**

As well as browsing through our printed and online catalogues you can now gain an overview of our products with the help of our CD-ROM. You don't need Internet access nor do you have to install the CD. Simply insert the CD-ROM into the drive and browse away.

# The world of connection technology

Control / PLC

**Catalogue 9**
**Industrial Ethernet**



**Industrial Ethernet**
- Active components
- Passive components
- Accessories



**Catalogue 4**
**Electronics**

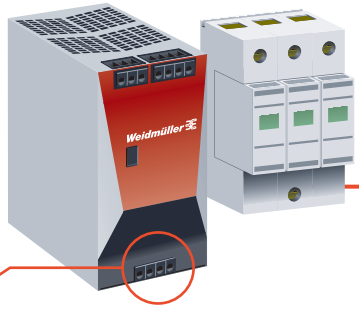

**Electronics**
- Interface units
- Digital signal processing
- Analogue signal processing
- Power supplies
- Overvoltage protection

**PCB Terminals**

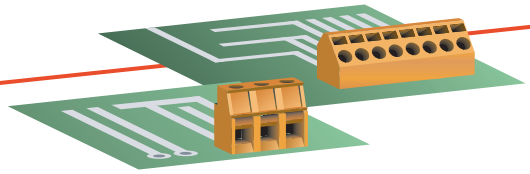



**Fieldbus components**

**PCB Connectors**



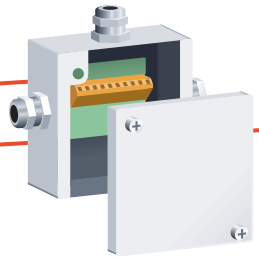

**Catalogue 2**
**PCB Terminals**
**and Connectors**

**Catalogue 1**
**Modular Terminal Blocks**

**Catalogue 3**
**RockStar® – Heavy Duty Connectors**

**Catalogue 5**
**Enclosures and Cable Glands**

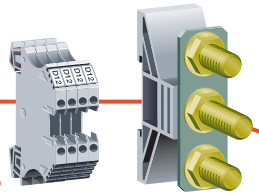

**Heavy Duty Connectors**
- Inserts
- Modular system
- Housings IP65 + IP69K



**Enclosures,**
**Cable glands,**
**Cabtite**



**Modular Terminal Blocks**
- Push In technology
- IDC technology
- Tension clamp technology
- Screw connection technology

**Stud style**

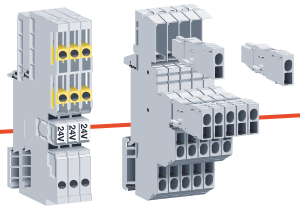

**Tools**
- Cutting, stripping, crimping, screwdrivers, measuring / testing
- Automatic machines



**Marking systems**
- Terminal-, wire and cable, device and equipment markers
- Printing systems
- Software

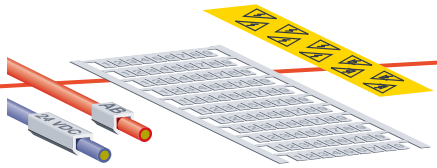

**Sensor Actuator Interface**
- SAI Passive
- SAI Active
- Cable and connectors
- JACKPAC® IP67

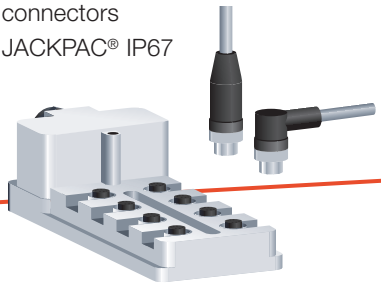

**Catalogue 6**
**Tools**

**Catalogue 7**
**Marking Systems**

**Catalogue 8**
**Sensor Actuator Interface**

**Sensors / Actuators**

CATALOGUE 3

# RockStar® – Heavy Duty Connectors


## RockStar® – Heavy Duty Connectors

Overview HDC

RockStar® inserts

RockStar® ConCept modular system

RockStar® Housings IP65 / NEMA 4X

RockStar® Housing IP69K

RockStar® kits

RockStar® accessories

Cable entries and Cabtite

## Appendix

Weidmüller Service

Index
Search according to Type or order number, Worldwide activities

# RockStar® – Heavy Duty Connectors

**HA series**
Page B.4

**HA series**
Page B.8



**HE series**
Page B.18

**HEE series**
Page B.32

**HD series**
Page B.42

**HD series**
Page B.46

**HDD series**
Page B.66

**HVE series**
Page B.80

**HSB series**
Page B.88

**MixMate S4**
Page B.96

**MixMate S4/0**
Page B.98

**MixMate S6/12**
Page B.100

**MixMate S6/6**

Page B.102

**HQ series**

Page B.106

**CabinetMate DSTV-HE**

Page B.112

**CabinetMate DSTV-HD**

Page B.122

**ConCept modular system**

Page C.3

**ConCept bus modules**

Page C.14

**RockStar® Housings IP65**

Page D.4

**RockStar® Housing IP69K**

Page E.4

**RockStar® kits**

Page F.4



**RockStar® accessories**

Page G.3

**Cable entries**

Page H.6

**Cabtite**

Page H.15

# Overview HDC


| | | |
|---|---|---|
| **Aid for selection** | Construction of heavy-duty connectors – fixed pole | A.2 |
| | Overview of size 1 – fixed pole | A.3 |
| | Overview of sizes 2, 5, 7, 9 – fixed pole | A.4 |
| | Overview of sizes 3, 4, 6, 8, 10, 12 – fixed pole | A.5 |
| | Construction of heavy-duty connectors – modular | A.6 |
| | Overview of sizes 3, 4, 6, 8, 10, 12 – modular | A.7 |
| | Classes of protection | A.8 |
| | RockStar® Housing types | A.10 |
| | Fastening systems | A.11 |
| | Part codes for inserts and covers | A.12 |
| | Part codes for housings | A.13 |
| **Technical data** | Connection systems | A.14 |
| | Electrical data | A.16 |
| | Chemical resistance | A.20 |
| | Tightening torques and screwing tools | A.21 |
| | Safety information / standards | A.22 |

# Construction of heavy-duty connectors – fixed pole

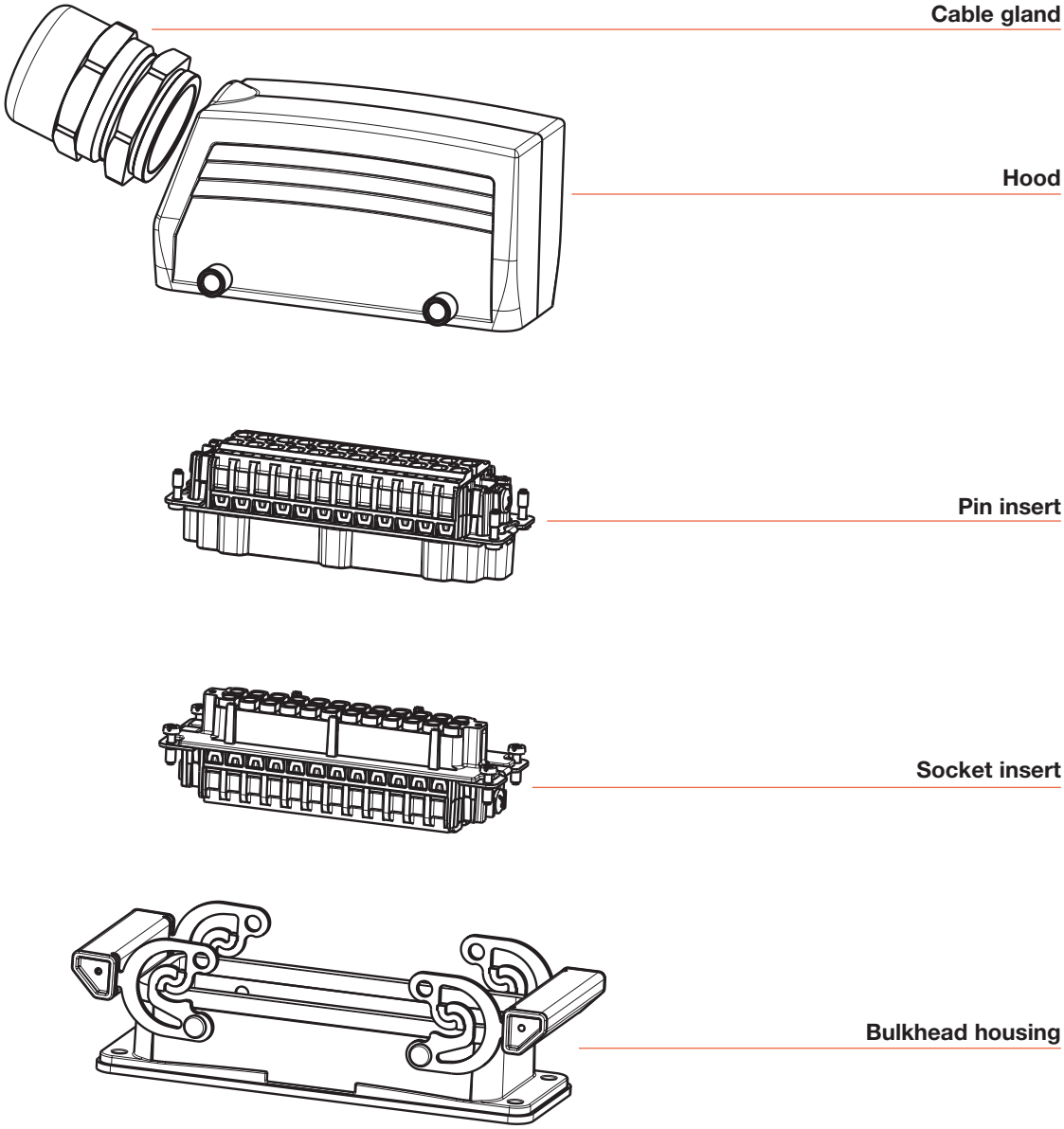

# Overview of size 1 – fixed pole

**Size**

**1**

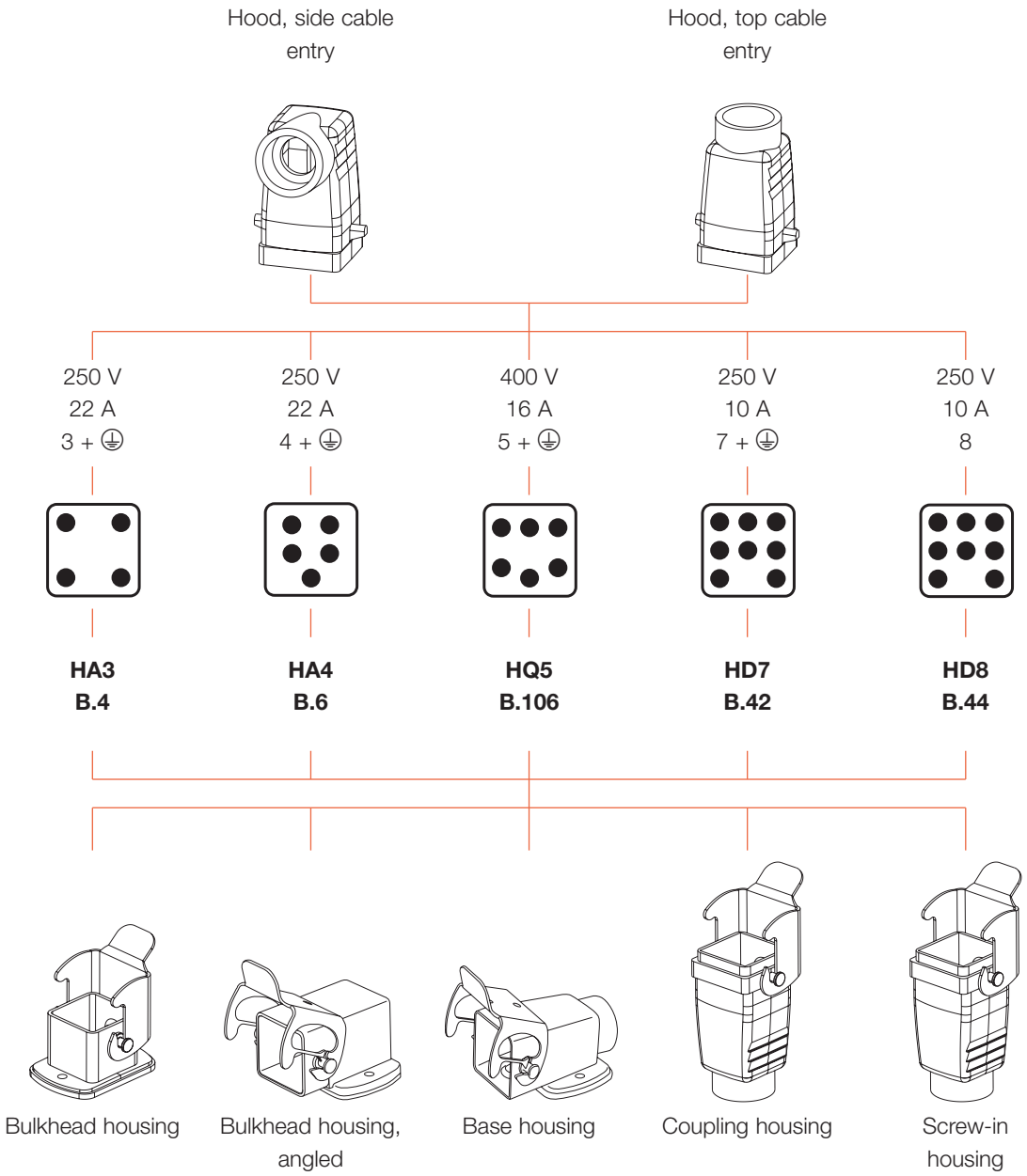

# Overview of sizes 2, 5, 7, 9 – fixed pole

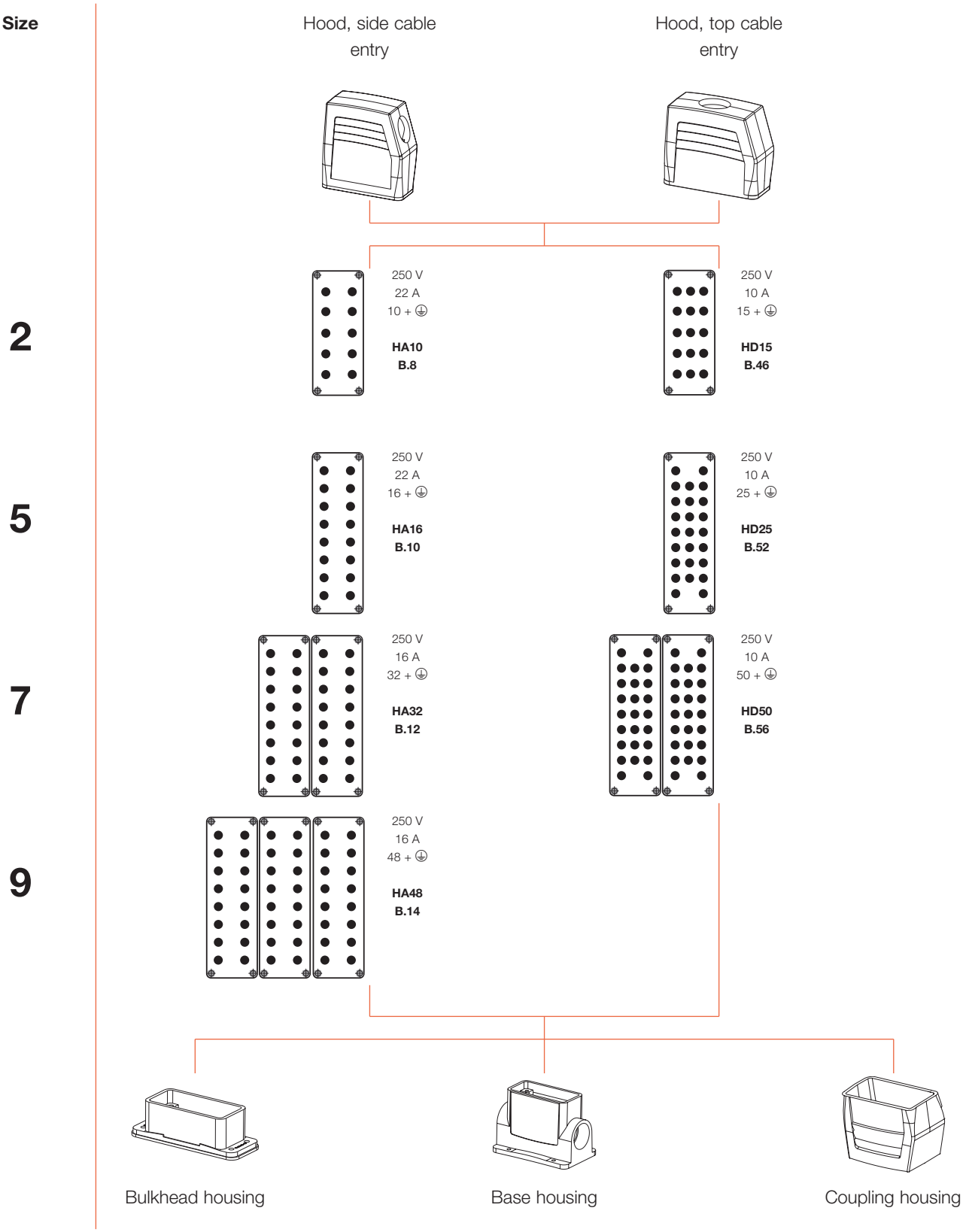

# Overview of sizes 3, 4, 6, 8, 10, 12 – fixed pole

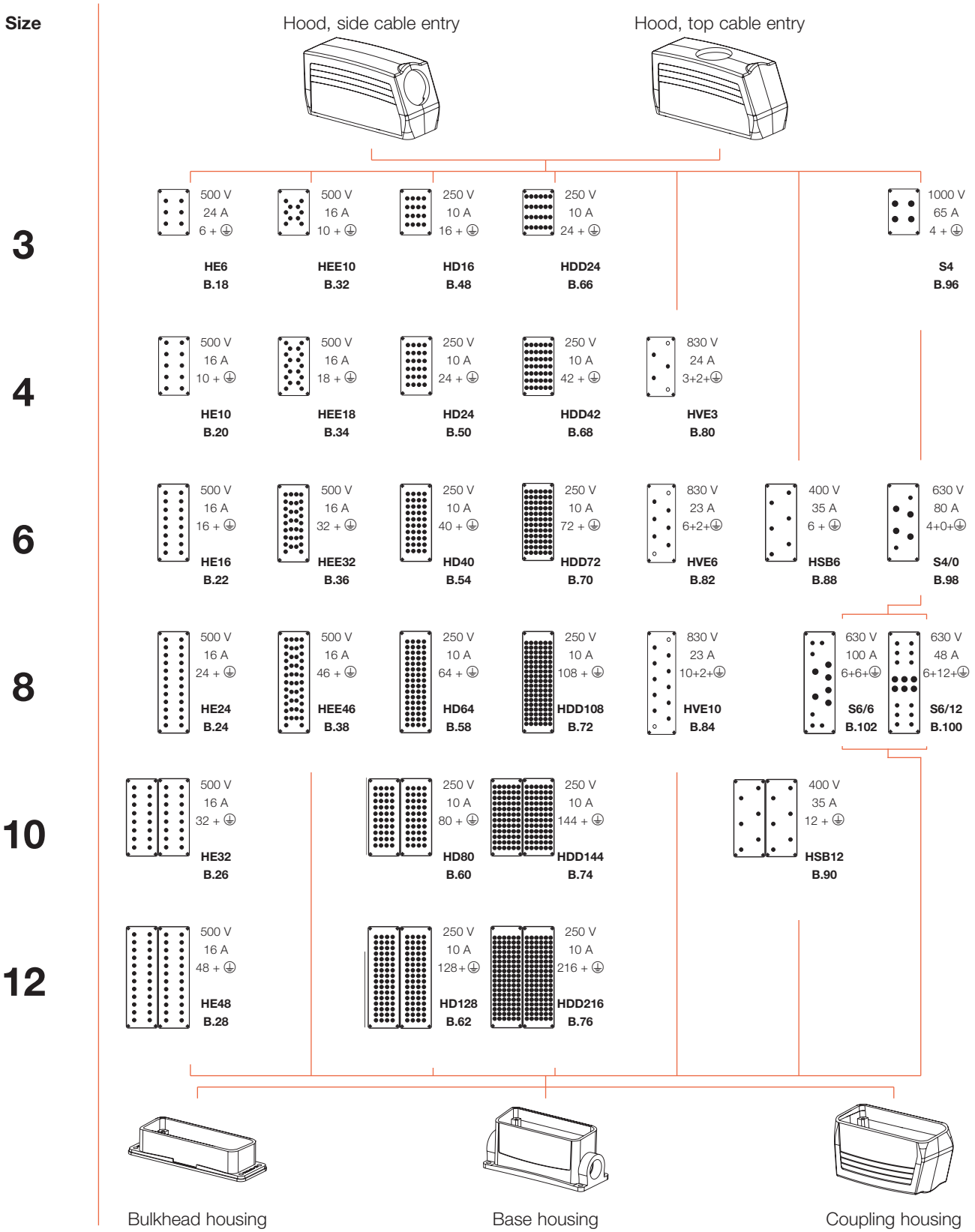

# Construction of heavy-duty connectors – modular

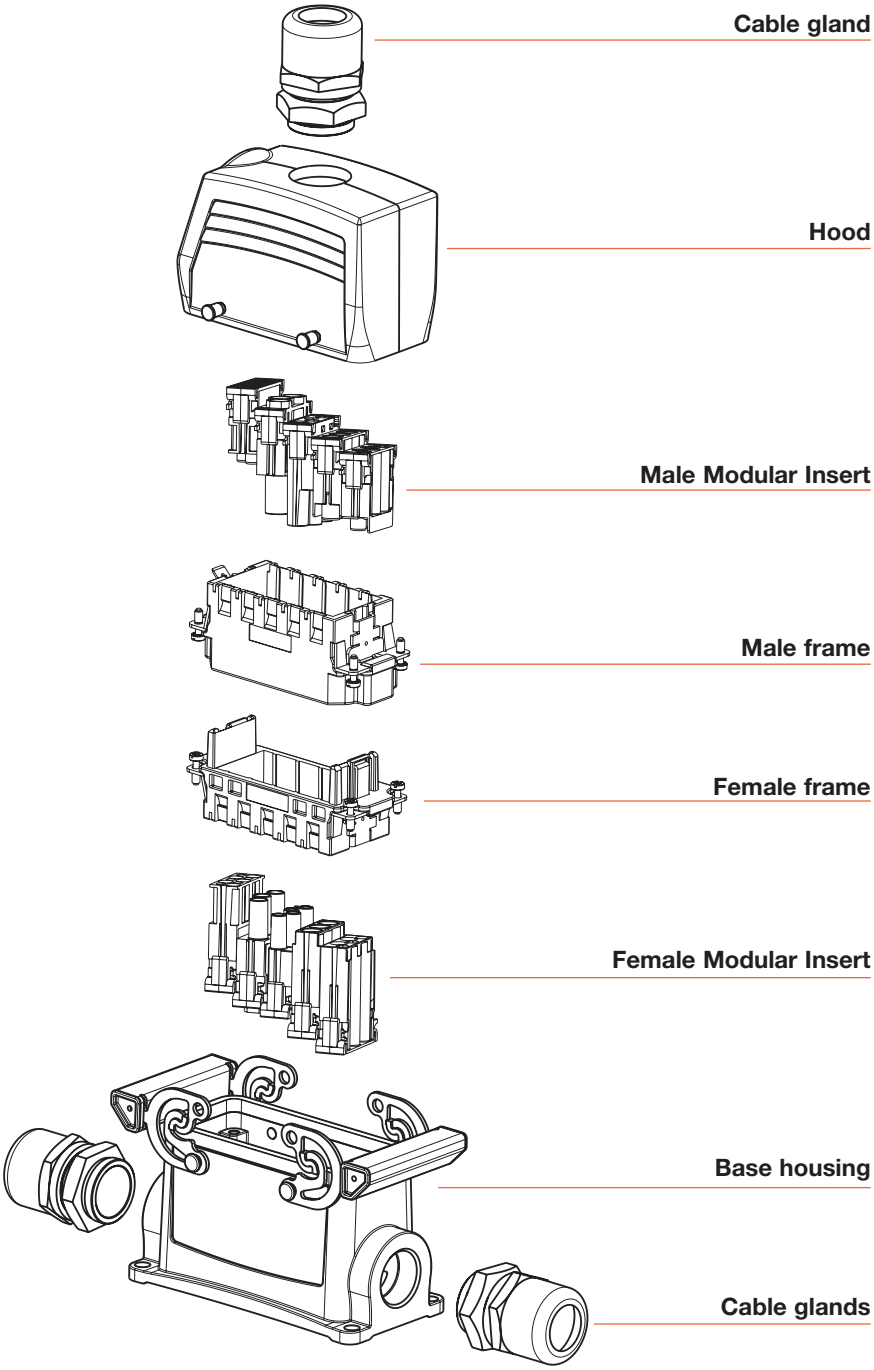

# Overview of sizes 3, 4, 6, 8, 10, 12 – modular

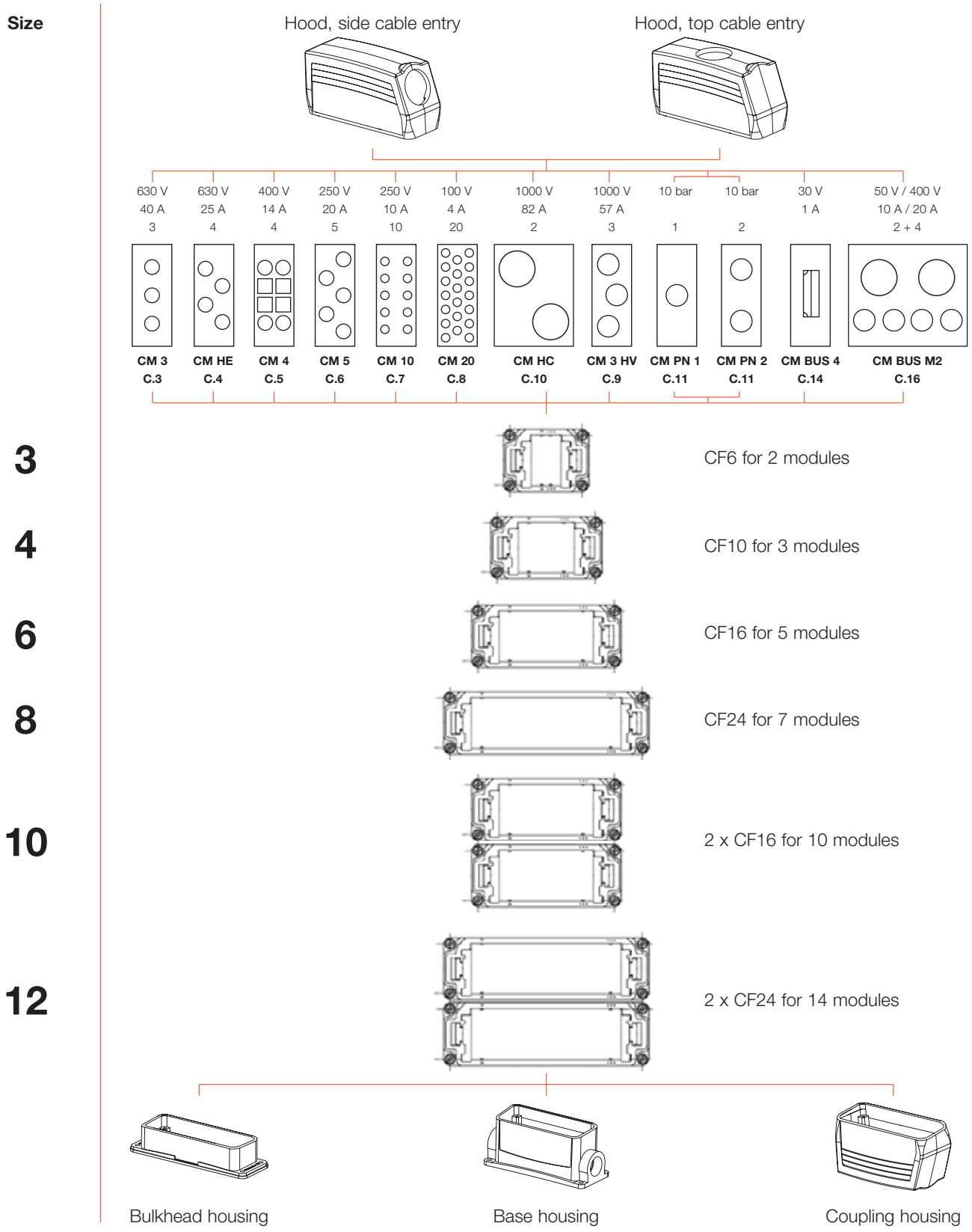

# IP class of protection to DIN EN 60529

The class of protection is indicated by a code consisting of the two letters IP and two digits representing the class of protection.

Example: **I P 6 5**

2nd digit: protection from liquids

1st digit: protection from solid bodies

## Protection against intrusion of external particle matter (1st digit)

| Digit | | |
|---|---|---|
| 0 |  | No protection |
| 1 | | Protection against ingress of large solid bodies with diameter > 50 mm. (Protection to prevent dangerous parts being touched with the back of the hand.) |
| 2 | | Protection against ingress of large solid bodies with diameter > 12.5 mm. (Protection to prevent dangerous parts being touched with the fingers.) |
| 3 | | Protection against ingress of large solid bodies with diameter > 2.5 mm. (Protection to prevent dangerous parts being touched with a tool.) |
| 4 | | Protection against ingress of large solid bodies with diameter > 1 mm. (Protection to prevent dangerous parts being touched with a piece of wire.) |
| 5 | | Protection against harmful deposits of dust, which cannot enter in an amount sufficient to interfere with satisfactory operation. |
| 6 | | Complete protection against ingress of dust. |

## Protection against penetration of liquids (2nd digit)

| Digit | | |
|---|---|---|
| 0 |  | No protection |
| 1 | 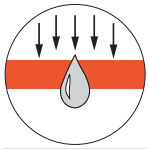 | Protection against drops of condensed water falling vertically. |
| 2 | | Protection against drops of liquid falling at an angle of 15° with respect to the vertical. |
| 3 | 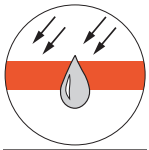 | Protection against drops of liquid falling at an angle of 60° with respect to the vertical. |
| 4 | | Protection against liquids splashed from any direction. |
| 5 | | Protection against water jets projected by a nozzle from any direction. |
| 6 | | Protection against water from heavy sea on ships' decks. |
| 7 | 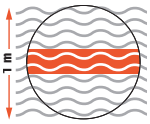 | Protection against immersion in water under defined conditions of pressure and time. |
| 8 | 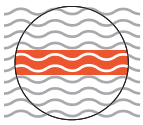 | Protection against indefinite immersion in water under defined conditions of pressure (which must be agreed between manufacturer and user and must be more adverse than number 7). |

# Class of protection to NEMA

National Electrical Manufacturers Association NEMA 250-1991

| Digit | |
|---|---|
| **Type 1** | Housing primarily for use in inside rooms. Protects from penetration of solid bodies. |
| **Type 2** | Housing primarily for use in inside rooms. Protects from penetration of solid bodies and water. |
| **Type 3** | Housing primarily for use in inside rooms. Protects from penetration of rain and snow, dust and damage through ice formation. |
| **Type 3R** | Housing primarily for use in inside rooms. Protects from rain and snow as well as damage through ice formation. |
| **Type 3S** | Housing primarily for use in inside rooms. Protects from rain, snow and foreign bodies. External mechanisms can be operated despite ice formation. |
| **Type 4** | Housing for inside and outside rooms. Protects from rain, foreign bodies, water spray and water jets as well as damage through ice formation on the outside of the housing. |
| **Type 4X** | Housing for inside and outside rooms. Protects from corrosion, rain, foreign bodies, water spray and water jets as well as damage through ice formation on the outside of the housing. |
| **Type 6** | Housing for inside and outside rooms. Protects from water jets as well as penetration of water when submerged; protects from damage through ice formation on the outside of the housing. |

| Digit | |
|---|---|
| **Type 12** | Housing for use in inside rooms. Protects from dust deposits and non-corrosive dripping liquids. |
| **Type 13** | Housing for use in inside rooms. Protects from dust deposits, water spray, oil and non-corrosive coolants. |

# RockStar® Housing types

## Housing IP65 / NEMA 4X

Weidmüller has further developed its IP65 housing. The result is an industrial housing of a new design that also has the properties corrosion resistance and long service life. These new HDC industrial housings even surpass our previous stainless steel housings in all respects. All operation elements are made of stainless steel. A high-quality, multistage surface sealing provides safety for years. Good isn't good enough for us. That's why Weidmüller discontinued the stainless series and why you should use our new IP65 housing.

**Applications:**
- General mechanical engineering
- Conveying equipment and plant engineering
- Packaging machines
- Lighting and stage equipment
- Fairground rides
- Process engineering
- Transport and traffic engineering

**Features:**
- Tightness at least IP65 to EN 60529:1991 + A1:2000
- Tightness NEMA 4X
- Scratch-resistant, corrosion-proof, long-lasting

**Design:**
- Cast aluminium alloy
- 2 versions, standard and high
- Multistage surface coating
- Colour: grey

**Fastening systems:**
- Clamp lock in different versions of rustproof stainless steel

## Housing IP69K – the highest degree of sealing

The IP69K housings have been developed for use under extreme environmental conditions. The high class of protection guarantees trouble-free operation in use on vehicles and under tough climatic conditions. If you want to protect your delicate interfaces from EMC emissions, these connectors are the right choice for you.

**Applications:**
- Transport and traffic engineering
- Extreme requirements on the class of protection
- Military and communications engineering

**Features:**
- Tightness IP69K to DIN 40050, part 9 (1993): water sprayed at the housing from any direction under strong pressure must not have any harmful effect.
- Tightness IP68 / 5 bar to EN 60529 (1991) + part A1 (2000)
- Scratch-resistant, corrosion-proof, long-lasting

**Design:**
- Cast aluminium alloy
- 2 versions, standard and high
- Surrounding metal collar on housing
- Shielded versions for EMC protection
- Robust powder coating of polyester resin
- Colour: black

**Fastening systems:**
- Screw fastening (see diagram below)

# Fastening systems

### One longitudinal locking clamp on housing bottom

- Manual operation – no tools required
- 2 locking points – along the longitudinal axis
- Easily accessible with side cable entry
- Particularly suitable for row connection
- Fastening system of rustproof stainless steel

### One central locking clamp on housing top

- Manual operation – no tools required
- 2 locking points along the transverse axis
- Easily accessible from above where space is limited
- Easily accessible with side cable entry
- Fastening system of rustproof stainless steel

### Two transverse locking clamps on housing bottom

- Manual operation – no tools required
- 4 locking points – good sealing effect
- Easily accessible with cable entry pointing upwards
- Particularly suitable for row connection
- Fastening system of rustproof stainless steel

### Screw fastening

- Operation with screwdriver
- Highly effective sealing
- 2 locking points along the longitudinal axis
- Easily accessible from above where space is limited
- Particularly suitable for row connection on all sides
- Stainless steel screws

# Part codes for inserts and covers

| 1 | 2 | 3 | 4 | 5 | 6 | 7 | 8 | 9 | 10 | 11 | 12 | 13 | 14 | 15 |
|---|---|---|---|---|---|---|---|---|---|---|---|---|---|---|
| H | D | C | | H | A | | | 4 | | | | | M | S |
| H | D | C | | H | E | E | | 4 | 6 | | | | M | C |
| H | D | C | | H | D | D | | 1 | 4 | 4 | | | F | C |

HDC = Series

Type

No. of poles

F = female
M = male

S = Screw connection
T = Tension clamp connection
P = Push In connection
C = Crimp connection

| 1 | 2 | 3 | 4 | 5 | 6 | 7 | 8 | 9 | 10 | 11 | 12 | 13 | 14 | 15 | 16 |
|---|---|---|---|---|---|---|---|---|---|---|---|---|---|---|---|
| H | D | C | | 0 | 4 | A | | D | M | D | L | | 2 | B | O |
| H | D | C | | 1 | 0 | A | | D | O | D | L | | 1 | L | B |
| H | D | C | | 1 | 0 | B | | D | M | D | Q | | 2 | Q | B |

HDC = Series

Height

B = Design

D = Cover

M = with Gasket
O = without Gasket

Gasket

L = End locking
Q = Side locking

No.

BO = Bolt
LB = Longitudinal clamp
QB = Transversal clamp

# Part codes for housings

HDC = Series

Height

Design

A = Bulkhead housing
D = cover
E = screw-in housing
K = coupling housing
S = base housing
T = Hood

D = with cover
S = side cable entry
O = top cable entry
W = angled

BO = transverse clamp on top
BU = transverse clamp on bottom
LU = longitudinal clamp
ZO = central clamp

Number of cable entries and thread size

V = with gland
G = with thread
S = with sleev

| 1 | 2 | 3 | 4 | 5 | 6 | 7 | 8 | 9 | 10 | 11 | 12 | 13 | 14 | 15 | 16 | 17 | 18 | 19 |
|---|---|---|---|---|---|---|---|---|---|---|---|---|---|---|---|---|---|---|
| H | D | C | | 4 | 0 | D | | T | S | L | U | | 1 | P | G | 1 | 3 | V |
| H | D | C | | 4 | 0 | D | | A | D | Z | O | | 1 | | M | 6 | 3 | G |
| H | D | C | | 0 | 6 | B | | A | | L | U | | | | | | | |
| H | D | C | | 3 | 2 | A | | A | D | Z | O | | | | | | | |

# Connection systems

**Weidmüller offers RockStar connectors with five different connection systems**

There are five common types of connection: tension clamp connection, screw connection, crimping, axial screw connection and push-in technology.

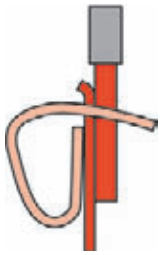

**Tension clamp connection**
The **Weidmüller tension clamp system** functions similarly to the tried-and-tested clamping yoke. Here again, the mechanical and electrical functions are kept separate. The tension spring made from high-quality rustproof and acid-proof steel pulls the conductor against the tin-plated copper current bar. Treating the copper in this way ensures low contact resistance and high corrosion resistance. The compensating effect of the tension spring ensures a secure contact for the lifetime of the terminal.

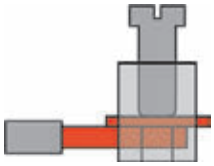

**Clamp body with female thread** in the Weidmüller screw terminal system consist of non-ferrous CuZn material. They are protected against corrosion with a passivated silver or gold surface with wire guard of stainless steel against impermissible deformation of solid conductors and splaying of flexible leads as well as nicking by the clamping screw. With this clamping system, a gas-tight, vibration-proof connection between conductor and clamping yoke is established. This clamping system has proven itself millions of times over in Weidmüller products.

In the **crimping** method, the wires are fed into a metal sleeve, which is then squeezed together with a special tool. The connection is now corrosion and vibration proof. The contacts can be attached to the conductor away from the connector and then inserted into it.

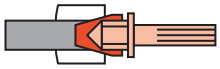

The advantage of the **axial screw connection** is the small space taken up by the contact. This increases creepage distances and improves current transfer. The axial screw connection is also extremely easy to use. To make up the connection, the tool and conductor are held in a line. Just three steps are needed for a secure connection: strip the conductor, insert the wire into the contact chamber, screw in the contact – that's all!

PUSH IN

**Push In system**
In the **Push In system** the stripped solid conductor is simply inserted into the clamping point as far as it will go. And that completes the connection! No tool is required and the result is a reliable, vibration-resistant and gas-tight connection. Even flexible conductors with crimped wire end ferrules or ultrasonic-welded conductors can be connected without any problems. A stainless steel compression spring, which is fitted in a separate housing, guarantees a high contact force between the conductor and the current bar (tin-plates copper). The pull-out force for this system is even higher than that for the tension clamp system. Spring and conductor stops in a steel housing ensure optimum connection conditions and a guide for the screwdriver needed to detach the conductor.

## Crimp contacts

Whereas the contacts for screw, axial screw, tension clamp and Push In connections are already built in, the customer can choose the appropriate contact for a crimp connection.

The contacts are the heart of a plug-in connector. They represent the actual connection between two conductors. Two kinds of contact are necessary: pins and sockets (male and female). The pin conducts the electrical current on its outer surface and is introduced into the socket, which conducts the electrical current on its inner surface. Heavy-duty connectors have copper alloy contacts and the contact surfaces are plated with gold or silver: silver improves conductivity, gold is corrosion-proof.
Crimp contacts are available in turned, solid form.

## Selection of silver or gold-plated contacts

When using plug-in connectors under standard conditions, the resistance between the contacts has little effect. Even heavily corroded silver-coated contact pins and sockets rarely show contact problems.
The situation is different where there are very small currents in extreme applications such as those in electroplating shops, tunnels or in cellulose processing. The silver oxide layer on the surface of the contacts forms an electrical resistance with capacitive, inductive and ohmic components. As a result, the original signal is distorted so much that the recipient is unable to detect it properly and interprets it incorrectly. This results in faults and, indirectly, to damage to machines and processes. Gold-plated contacts should be used in such cases.

The rule of thumb is: use gold-coated contacts for currents < 5 mA and voltages of up to 5 V.

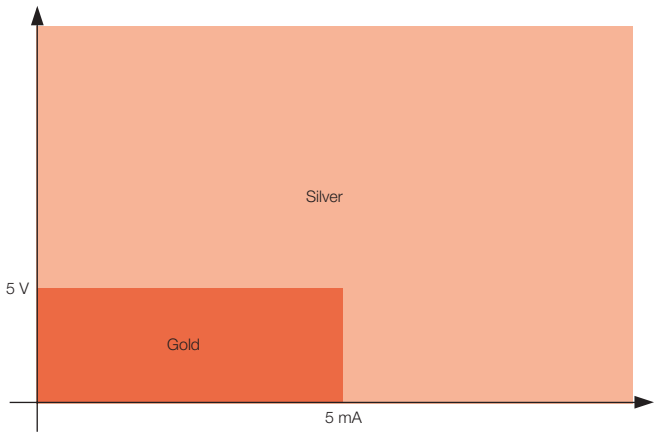

# Electrical data

## Design of clearances and creepage distances in electrical equipment

### General

Since April 1997 the sizing of clearances and creepage distances has been covered by DIN VDE 0110, part 1 “Insulation coordination for electrical equipment in low-voltage systems”. DIN VDE 0110, part 1 contains the modified edition of IEC Report 664-1 (see also IEC 664-1/Oct 1992). Since April 2003, the rules of DIN EN 60664-1 / 11.03 in conjunction with DIN 61984 / 09.02 apply to the dimensioning of clearances and creepage distances.

The design data resulting from these provisions is – if applicable – specified in this catalogue for each product.

For the design of clearances and creepage distances, application of the regulations for insulation coordination produces the following interrelationships:

### Clearances

Clearances are rated in accordance with the following factors:

- Anticipated overvoltage
  **rated impulse withstand voltage**
- Used
  **overvoltage protection precaution**
- Measures to prevent pollution
  **pollution severity**

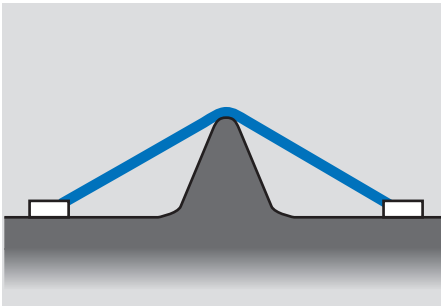

### Creepage distances

Creepage distances are rated in accordance with the following factors:

- Planned
  **rated voltage**
- Insulation materials used
  **insulation group**
- Measures to prevent pollution
  **pollution severity**

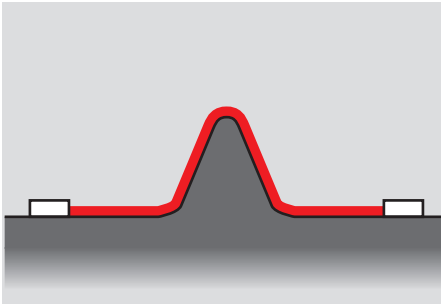

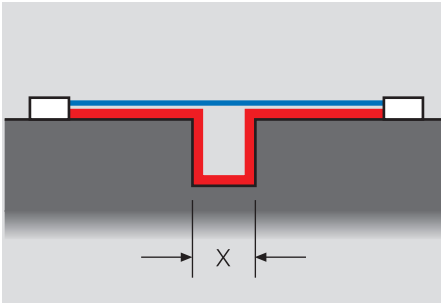


**Slots** are taken into account when measuring creepage distances if their minimum width X is dimensioned according to the following table:

| Pollution severity | Minimum width X in mm |
|---|---|
| 1 | 0.25 |
| 2 | 1.0 |
| 3 | 1.5 |
| 4 | 2.5 |

If the associated clearance in air is less than 3 mm, the minimum slot width can be reduced to 1/3 of the clearance.

**Influencing factors:**

**Rated impulse withstand voltage**
The rated impulse withstand voltage is derived from:

- **Phase-to-earth voltage** (the nominal voltage of the network, taking all networks into account)
- **Overvoltage category**

**The overvoltage categories are defined**
in accordance with international standard DIN EN 60664-1 (for electrical equipment fed directly from the low voltage network).

**Overvoltage category I**

- Equipment that is intended to be connected to the permanent electrical installation of a building. Measures to limit transient overvoltages to the specific level are taken outside the equipment, either in the permanent installation or between the permanent installation and the equipment.

**Overvoltage category II**

- equipment to be connected to the permanent electrical installation of a building e.g. household appliances, portable tools and similar loads.

**Overvoltage category III**

- equipment that is part of the permanent electrical installation and other equipment where a higher degree of availability is expected e.g. distribution boards, circuit-breakers, wiring systems (IEV 826-06-01, including cables, busbars, junction boxes, switches, power sockets) in the permanent installation, and equipment for industrial use and some other equipment, e.g. stationary motors with permanent connections to the permanent installation.

**Overvoltage category IV**

- Equiment for use at or in the proximity of the incoming supply point of the electrical installations of buildings upstream of the main distribution board e.g. electricity meters, circuit-breakers and ripple control units.

**Pollution severity categories:**

**Pollution severity category 1**

- No pollution, or only dry, non-conductive pollution that has no influence.

**Pollution severity category 2**

- Non-conductive pollution only; occasional condensation may cause temporary conductivity.

**Pollution severity category 3**

- Conductive pollution, or dry, non-conductive pollution that is liable to be rendered conductive through condensation.

**Pollution severity category 4**

- Contamination results in constant conductivity, e.g. caused by conductive dust, rain or snow.

The dimensioning of clearances and creepage distances, and hence the rating data for electromechanical products (terminals, terminal strips, PCB terminals and plug-in connectors) is based on pollution severity 3 and overvoltage category III, taking account of all network types.

**Table 1: Three-phase 4 or 3-conductor a.c. systems**

| Nominal voltage of power supply systems [V] | for conductor-cond. insulat. | for conductor-earth insulation | |
|---|---|---|---|
| | all Systems [V] | 3-phase 4-conductor systems with earthed neutral cond. [V] | 3-phase 4-conductor systems unearthed or cond. earthed [V] |
| 60 | 63 | 32 | 63 |
| 110<br>120<br>127 | 125 | 80 | 125 |
| 150 | 160 | – | 160 |
| 208 | 200 | 125 | 200 |
| 220<br>230<br>240 | 250 | 160 | 250 |
| 300 | 320 | – | 320 |
| 380<br>400<br>415 | 400 | 250 | 400 |
| 440 | 500 | 250 | 500 |
| 480<br>500 | 500 | 320 | 500 |
| 575 | 630 | 400 | 630 |
| 600 | 630 | – | 630 |
| 660<br>690 | 630 | 400 | 630 |
| 720<br>830 | 800 | 500 | 800 |
| 960 | 1000 | 630 | 1000 |
| 1000 | 1000 | – | 1000 |

# Electrical data

## Design of clearances and creepage distances in electrical equipment, influencing factors:

### Rated voltage

The rated voltage is derived from the nominal voltage of the power supply and the corresponding network type.

**Single-phase**
**2- or 3-wire AC or DC systems**

| Rated voltage of the power supply (mains) *) | Voltages for table 4 | |
|---|---|---|
| | For insulation phase-to-phase 1) | For insulation phase-to-earth 1) |
| | All systems | 3-wire systems, neutr. point earthing |
| V | V | V |
| 12.5 | 12.5 | – |
| 24 / 25<br>30 | 25<br>32 | –<br>– |
| 42 / 48 / 50**)<br>60 | 50<br>63 | –<br>– |
| 30-60 | 63 | 32 |
| 100**) | 100 | – |
| 110 / 120<br>150**) | 125<br>160 | –<br>– |
| 220 | 250 | – |
| 110-220<br>120-240 | 250 | 125 |
| 300**) | 320 | – |
| 220-440 | 500 | 250 |
| 600**) | 630 | – |
| 480-960 | 1000 | 500 |
| 1000**) | 1000 | – |

**3-phase**
**3- or 4-wire AC systems**

| Rated voltage of the power supply (mains) *) | Voltages for table 4 | | |
|---|---|---|---|
| | For insulation phase-to-phase | For insulation phase-to-earth | |
| | All systems | 3-phase 4-wire systems with earthed neutral wire2) | 3-phase 3-wire systems unearthed1) or. phase-earthed |
| V | V | V | V |
| 60 | 63 | 32 | 63 |
| 110/120/127 | 125 | 80 | 125 |
| 150**) | 160 | – | 160 |
| 208 | 200 | 125 | 200 |
| 220/230/240 | 250 | 160 | 250 |
| 300**) | 320 | – | 320 |
| 380/400/415 | 400 | 250 | 400 |
| 440 | 500 | 250 | 500 |
| 480/500 | 500 | 320 | 500 |
| 575 | 630 | 400 | 630 |
| 600**) | 630 | – | 630 |
| 660/690 | 630 | 400 | 630 |
| 720/830 | 800 | 500 | 800 |
| 960 | 1000 | 630 | 1000 |
| 1000**) | 1000 | – | 1000 |

1) Phase-to-earth insulation levels for unearthed or impedance-earthed systems are equal to those of phase-to-phase because the operating voltage to earth of any phase can, in practice, reach full phase-to-phase voltage. This is because the actual voltage to earth is determined by the insulation resistance and capacitive reactance of each phase to earth; thus, a low (but acceptable) insulation resistance of one phase can earth it and raise the other two to full phase-to-phase voltage to earth.

2) For electrical equipment for use in both 3-phase 4-wire and 3-phase 3-wire supplies, earthed and unearthed, use the values for 3-wire systems only.

*) It is assumed that the rated voltage of the electrical equipment is not lower than the nominal voltage of the power supply.

**) Because of the common changes, the meaning of the ** symbol has not been used in table 1; i.e. the / symbol indicates a 4-wire 3-phase distribution system. The lower value is the phase-to-neutral voltage, while the higher value is the phase-to-phase voltage. Where only one value is indicated, it refers to 3-wire 3-phase systems and specifies the value phase-to-phase.
The values given in table 1 are still taken into account in tables 3a and 3b by the ** symbol.

### Insulating material

The insulating materials are subdivided into four groups according to their CTI (Comparative Tracking Index):

| Insulating material | |
|---|---|
| I | 600 ≤ CTI |
| II | 400 ≤ CTI < 600 |
| III a | 175 ≤ CTI < 400 |
| III b | 100 ≤ CTI < 175 |

The comparative tracking index must be determined according to DIN IEC 112/VDE 0303 part 1 on the basis of specially prepared samples with test solution A.

The **derating curve** shows which currents may flow continuously and simultaneously via all possible connections when the component is subjected to various ambient temperatures below its upper limit temperature.

The **upper limit temperature** of a component is the rated value determined by the materials used. The total of the ambient temperature plus the temperature rise caused by the current load (power loss at contact resistance) may not exceed the upper limit temperature of the component, otherwise it will be damaged or even completely ruined. The current-carrying capacity is hence not a constant value, but rather de-creases as the component ambient temperature increases. Furthermore, the current-carrying capacity is influenced by the geometry of the component, the number of poles and the conductor(s) connected to it.

The current-carrying capacity is determined empirically according to DIN IEC 60512-3. To do this, the resulting component temperatures $t_{b1}$, $t_{b2}$ … and the ambient temperatures $t_{u1}$, $t_{u2}$ are measured for three different currents $I_1$, $I_2$, $I_3$ ….
The values are entered on a graph with a system of linear coordinates to illustrate the relationships between the currents, the ambient temperatures and the temperature rise in the component.

The **loading currents** are plotted on the y-axis, the **component ambient temperatures** on the x-axis. A line drawn perpendicular to the x-axis at the upper limit temperature $t_g$ of the component completes the system of coordinates. The associated average values of the temperature rise in the component, $\Delta t_1 = t_{b1}-t_{u1}$, $\Delta t_2 = t_{b2}-t_{u2}$,... are plotted for every current $I_1$, $I_2$, … to the left of the perpendicular line. The points generated in this way are joined to form a roughly parabolic curve.

As it is practically impossible to choose components with the maximum permissible contact resistances for the measurements, the base curve must be reduced. Reducing the currents to 80% results in the **“derating curve”** in which the maximum permissible contact resistances and the measuring uncertainties in the temperature measurements are taken into account in such a way that they are suitable for practical applications, as experience has shown. If the derating curve exceeds the currents in the low ambient temperature zone, which is given by the current-carrying capacity of the conductor cross-sections to be connected, then the derating curve should be limited to the smaller current in this zone.

**Base curve**

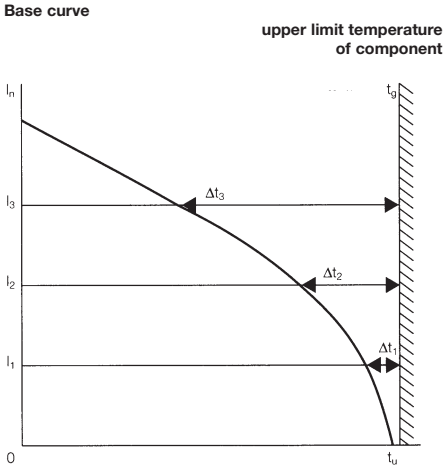


$t_g$ = upper limit temperature of component
$t_u$ = ambient temperature
$I_n$ = current

**Derating curve**

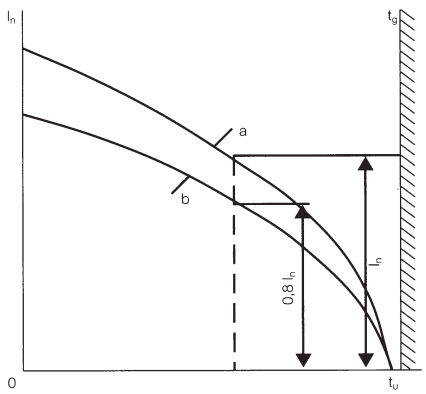


$t_g$ = upper limit temperature of component
$t_u$ = ambient temperature
$I_n$ = current
a = Base curve
b = Reduced base curve (derating curve)

# Chemical resistance

**Chemical resistance of inserts (material PC, 20 % GF)**

| | |
|---|---|
| Acetone | + |
| Ammonia, aqueous | – |
| Petrol | + |
| Benzine | + |
| Diesel oil | – |
| Acetic acid, concentrated | + |
| Aqueous potassium hydroxide | – |
| Methanol | – |
| Engine oil | – |
| Alkaline solution, diluted | + |
| Chlorinated hydrocarbons | – |
| Use in open air | – |

**Chemical resistance of standard housing seal (material NBR)**

| | |
|---|---|
| Acetone | – |
| Drilling oil | + |
| Diesel | + |
| Ethyl alcohol | + |
| Gear oil | + |
| Hydraulic oil | + |
| Cooling lubricant | + |
| Petrol | + |
| Sweat | + |
| High-octane petrol | – |
| Water | + |

+ resistant
– partially resistant
o not resistant

# Tightening torques and screwing tool

| Screw size | Connector type | Dia. tightening torque in Nm | Recommended blade inserts and AF size for hexagon socket |
|---|---|---|---|
| M 2.5 | S 6/6 and S 6/12 | | |
| | Clamping point | | |
| | Signal contact | 0.5 – 0.55 | 0.6 x 3.5 mm ± Gr. PZ0 |
| M 3 | Screw insert | | |
| | HA 3; HA 4; HQ 5 | 0.5 – 0.55 | 0.6 x 3.5 mm ± Gr. PZ0 |
| M 3 | Screw insert | | |
| | HA 10 - HA 48 | 0.5 – 0.55 | 0.6 x 3.5 mm ± Gr. PZ0 |
| M 3 | Screw insert HE series | | |
| | HVE series | | |
| | Fastening screws | 0.5 – 0.55 | 0.6 x 3.5 mm ± Gr. PZ0 |
| | Guide pin | 0.5 – 0.55 | 0.6 x 3.5 mm ± Gr. PZ0 |
| | Guide bush | 0.5 – 0.55 | 0.6 x 3.5 mm ± Gr. PZ0 |
| | Coding pins | 0.4 - 0.5 | 0.6 x 3.5 mm ± Gr. PZ0 |
| M 4 | PE terminal | | |
| | HA series | 1.2 - 1.5 | 0.6 x 3.5 or 0.8 x 4 mm ± Gr PZ1 |
| | HE series | 1.2 - 1.5 | 0.6 x 3.5 or 0.8 x 4 mm ± Gr PZ1 |
| | HVE series | 1.2 - 1.5 | 0.6 x 3.5 or 0.8 x 4 mm ± Gr PZ1 |
| | HD series | 1.2 - 1.5 | 0.6 x 3.5 or 0.8 x 4 mm ± Gr PZ1 |
| | HDD series | 1.2 - 1.5 | 0.6 x 3.5 or 0.8 x 4 mm ± Gr PZ1 |
| M 4 | Screw insert | | |
| | HSB series | 1.2 - 1.5 | 0.6 x 3.5 or 0.8 x 4 mm ± Gr PZ1 |
| M 5 | PE terminal | | |
| | HSB series | 2 - 2.5 | 1 x 5.5 mm ± Gr. PZ2 |
| M 7 x 0.75 S 4 | Axial connection | | |
| | of power contacts | 1.1 – 1.7 | SW 2 |
| M 4 | S 4 PE screw | | |
| | via male contact | 1.2 – 1.5 | SD 0.6 x 3.5 mm |
| M 3 | S 4 PE Schraub | | |
| | via female contact | 0.5 – 0.55 | SD 0.6 x 3.5 mm |
| M 7 x 0.75 | S 6/6 Axial connection | | |
| | of power contacts | 6 – 8 | SW 4 |
| M 8 x 0.75 | S 6/12 Axial connection | | |
| | of power contacts | 1.1 – 1.7 | SW 2 |
| M 10 x 1 | S 4/0 Axial connection | | |
| | of power contacts | 2 – 3 | SW 3 |

Increasing the tightening torque does not improve the contact resistance. The stated torque settings offer optimal mechanical, thermal and electrical conditions. Exceeding the recommended values may even damage the conductor and terminal.

# Safety information / standards

**Pay attention to the following safety advice:**

- Never plug or unplug connectors under load or in operation.
- We can only guarantee the technical and electro-technical characteristics promised in this catalogue if all the components were supplied by Weidmüller.
- Not needed clamping points must be closed.

The following standards apply in the vicinity of heady-duty connectors:

- DIN EN 60664-1 or IEC 60664-1:
  Insulation coordination for equipment within low-voltage systems; principles, requirements and tests (replaces DIN VDE 0110-1)
- DIN EN 61984 or IEC 61984:
  Plug-in connectors – safety requirements and tests
- DIN EN 175301-801:
  Detail Specification: High-density rectangular plug-in connectors, round removable crimp contacts; (replaces DIN 43652)
- DIN EN 60352 or IEC 60352:
  Solderless connections
- DIN EN 60529 or IEC 60529:
  Classes of protection provided by enclosures (IP code)
- DIN VDE 0870:
  Electromagnetic influence
- DIN EN 60999-1:
  Connecting devices, safety requirements for screw terminal connections and screwless terminal connections for electrical copper conductors …
- DIN 40050-9:
  Road vehicles; classes of protection (IP-code); ...
- DIN EN 60664-1:
  Plug-in connectors – safety requirements and tests

# RockStar® inserts

## RockStar® inserts


**HA series – the slim connectors** B.2
250 V
22 A
3 – 48 poles

**HE series – the universal connectors** B.16
500 V
24 A
6 – 48 poles

**HEE series – high contact density** B.30
500 V
16 A
10 – 46 poles

**HD series – the flexible connectors** B.40
250 V
10 A
7 – 128 poles

**HDD series – the compact connectors** B.64
250 V
10 A
24 – 216 poles

**HVE series – exciting voltage** B.78
830 V
23 A
3 + 2; 6 + 2; 10 + 2 poles

**HSB series – the heavy-duty connectors** B.86
400 V
35 A
6 – 12 poles

**MixMate series – the high-capacity connectors** B.92
1000 V / 630 V
100 A
4; 4/0; 6/6 and 6/12 poles

**HQ series – the powerful little connectors** B.104
400 V
16 A
5 – 8 poles

**CabinetMate DSTV-HE series – connector at front, terminal at rear** B.110
500 V
16 A
6 – 24 poles

**CabinetMate DSTV-HD series – connector at front, terminal at rear** B.120
250 V
10 A
16 – 64 poles

# HA series – the slim connectors

When space is tight, the small and narrow HA series comes into its own.



## Technical data

| | |
|---|---|
| **Standards / approvals** | |
| Standards | DIN EN 61984 |
| | DIN EN 60664-1 |
| Approvals | UL/CSA |
| **Inserts** | |
| No. of poles | 3, 4, 10, 16, 24, 32, 48 |
| Rated voltage | 250 V |
| Rated voltage to UL/CSA | 600 V |
| Rated current | 22 A (≥ 24 Poles 16 A) |
| Rated impulse withstand voltage | 4 KV |
| Pollution severity | 3 |
| Insulation resistance | ≥ $10^{10}$ Ω |
| Material | Glass-fibre reinforced PC (in UL list and approved for railway applications) |
| Temperature range | –40 °C ... +125 °C |
| Flammability to UL 94 | V – 0 |
| Mechanical service life | |
| – Plugging cycles Ag - Surface | ≥ 500 |
| – Plugging cycles Au - Surface | ≥ 500 |
| Contact resistance | |
| Crimp connection | ≤ 4 mΩ |
| Screw tension clamp | ≤ 2 mΩ |
| **Contacts / Material** | |
| Sockets and plug-in contact | Copper alloy |
| Surface | Passivated silver, or 0.8 µm gold on 2 µm nickel |
| Clamping unit / Screw connection | Copper alloy / Passivated silver |
| Clamping range / Stripping length | |
| – Crimp connection* | 0.5 - 4 mm² (AWG 20 … 12) / 8 mm |
| – Screw connection | 0.5 - 2.5 mm² (AWG 20 … 14) / 9 mm |
| – Tension clamp connection | 0.5 - 2.5 mm² (AWG 20 … 14) / 8 mm |
| * The crimp is with flexible conductors. | |
| Clamping torque | |
| – Screw connection | 0.5 - 0.55 Nm |
| SD blades | |
| – Screw connection | 0.6 x 3.5 or PZ 0 |
| – Push In | 0.4 x 2.5 |
| – Tension clamp connection | 0.5 x 3 or 0.6 x 3.5 |
| PE connection | |
| – Clamping range | 0.5 … 4 mm² |
| – solid / stranded | 0.5 … 4 mm² / 0.5 … 4 mm² |
| – flexible / flexible with wire end ferrule, DIN 46228 pt. 1 | 0.5 … 4 mm² / 0.5 … 4 mm² |
| – AWG conductor | AWG 20 .. 12 |
| – Stripping length | 10 mm |
| – Clamping torque | 1.2 … 1.5 Nm |
| – Blade dimensions | SD 0.8 x 4 mm or PZ 1 |

**Note:** HA 3 and HA 4: PE terminal max. 2.5 mm² via socket and pin. Thread M3, torque range 0.5-0.55 Nm; * Crimp connection 2.5 mm² = 24 A - 4 mm² = 29 A; Switch off power supply before handling plug-in connectors.

**Derating curves**

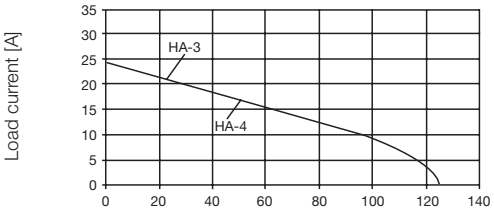


**3 + 4-pole, 1.5 mm²** Ambient temperature [°C]

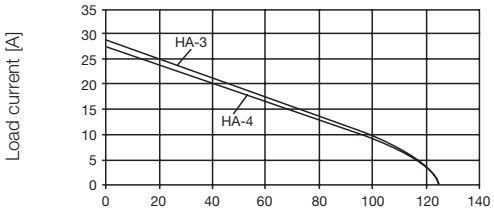


**3 + 4-pole, 2.5 mm²** Ambient temperature [°C]

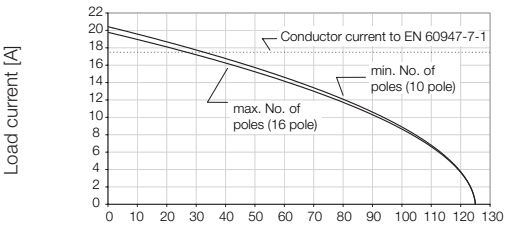


**10 ... 48-pole, 1.5 mm²** Ambient temperature [°C]

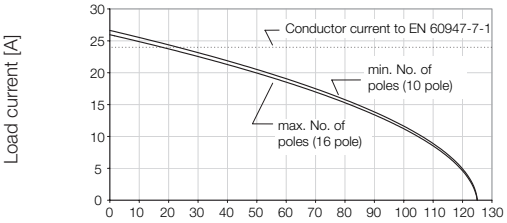


**10 ... 48-pole, 2.5 mm²** Ambient temperature [°C]

## Overview

| | | Rated voltage | Rated current | No. of poles | Tension clamp connection | Screw conn. with wire guard spring | Crimp connection | Push In | Axial screw connection | Page |
|---|---|---|---|---|---|---|---|---|---|---|
| | | 250 V | 22 A | 3 + ⏚ | | • | | | | B.4 |
| | | 250 V | 22 A | 4 + ⏚ | | • | | | | B.6 |
| | | 250 V | 22 A | 10 + ⏚ | • | • | • | | | B.8 |
| | | 250 V | 22 A | 16 + ⏚ | • | • | • | | | B.10 |
| | | 250 V | 16 A | 32 + ⏚ | • | • | • | | | B.12 |
| | | 250 V | 16 A | 48 + ⏚ | • | • | • | | | B.14 |

# HA series - the slim connectors

## 250 V, 22 A, Size 1

3 + ⏚

## Inserts

### Screw connection

| Insert | Designation | Order No. |
|---|---|---|
| Male | HDC HA 3 MS | 1498100000 |
| Female | HDC HA 3 FS | 1498200000 |

### Dimensions

Male

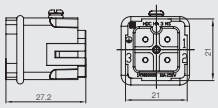


Female

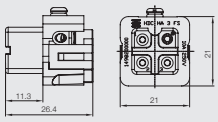


### Arrangement of contacts

Male

Female

## Selection of Housings RockStar® IP65
## Size 1

## Hood

**material:** Diecast aluminium

### Hood, Cable Entry sideways

| a | Version | Cover | b (mm) | Designation | Order No. |
|---|---|---|---|---|---|
| M 20 | with thread | | 49.2 | HDC 04A TWLU 1M20G | **1788810000** |

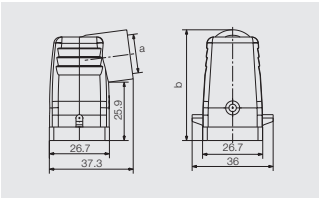


### Hood, Cable Entry at top

| a | Version | Cover | b (mm) | Designation | Order No. |
|---|---|---|---|---|---|
| M 20 | with thread | | 50 | HDC 04A TOLU 1M20G | **1788820000** |

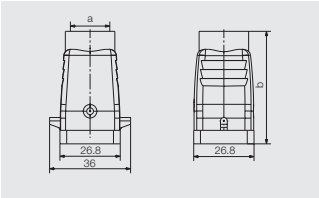


## Base

### Bulkhead housing

| | Version | Cover | b (mm) | Designation | Order No. |
|---|---|---|---|---|---|
| | | | 23 | HDC 04A ALU | **1497600000** |

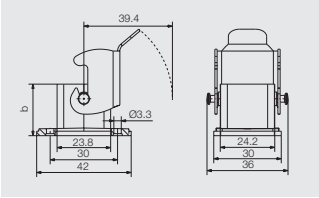


### Base housing

| a | Version | Cover | b (mm) | Designation | Order No. |
|---|---|---|---|---|---|
| M 20 | with thread | | 25.8 | HDC 04A SLU 1M20G | **1788830000** |

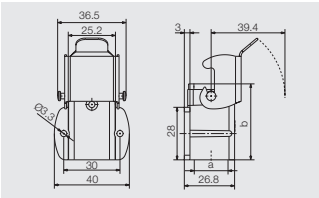


### Coupling hood

| a | Version | Cover | b (mm) | Designation | Order No. |
|---|---|---|---|---|---|
| M 20 | with thread | | 53.5 | HDC 04A KOLU 1M20G | **1788840000** |

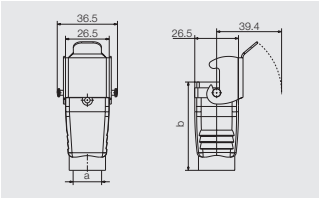


### Screw Mounting Housing

| a | Version | Cover | b (mm) | Designation | Order No. |
|---|---|---|---|---|---|
| M 20 | with thread | | 54 | HDC 04A ELU 1M20G | **1900320000** |
| PG 13,5 | with thread | | 54 | HDC 04A ELU 1PG13G | **1900330000** |
| PG 13,5 | with thread | | 54 | HDC 04A ELU 1PG13G EXI | **1900350000** |

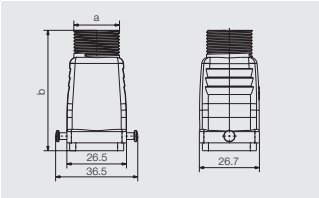


### Cover

| | Version | | Designation | Order No. |
|---|---|---|---|---|
| | for female insert | | HDC 04A DMDL 2BO | **1665750000** |
| | for male insert | | HDC 04A DODL 2BO | **1665740000** |

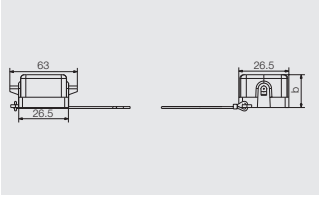

# HA series - the slim connectors

## 250 V, 22 A, Size 1

4 + ⏚

## Inserts

**Screw connection**

| Insert | Designation | Order No. |
|---|---|---|
| Male | HDC HA 4 MS | **1498300000** |
| Female | HDC HA 4 FS | **1498400000** |

**Dimensions**

Male

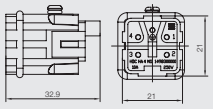


Female

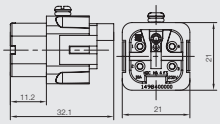


**Arrangement of contacts**

Male

Female

## Selection of Housings RockStar® IP65
## Size 1

## Hood

**material:** Diecast aluminium

### Hood, Cable Entry sideways

| a | Version | Cover | b (mm) | Designation | Order No. |
|---|---|---|---|---|---|
| M 20 | with thread | | 49.2 | HDC 04A TWLU 1M20G | **1788810000** |

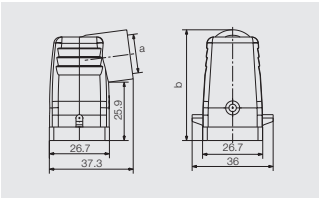


### Hood, Cable Entry at top

| a | Version | Cover | b (mm) | Designation | Order No. |
|---|---|---|---|---|---|
| M 20 | with thread | | 50 | HDC 04A TOLU 1M20G | **1788820000** |

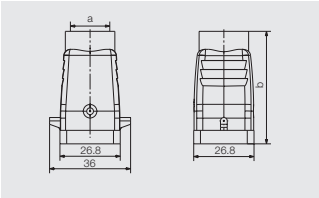


## Base

### Bulkhead housing

| | Version | Cover | b (mm) | Designation | Order No. |
|---|---|---|---|---|---|
| | | | 23 | HDC 04A ALU | **1497600000** |

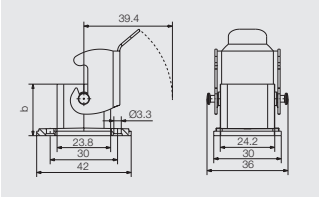


### Base housing

| a | Version | Cover | b (mm) | Designation | Order No. |
|---|---|---|---|---|---|
| M 20 | with thread | | 25.8 | HDC 04A SLU 1M20G | **1788830000** |

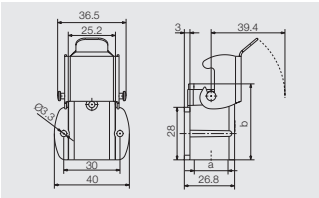


### Coupling hood

| a | Version | Cover | b (mm) | Designation | Order No. |
|---|---|---|---|---|---|
| M 20 | with thread | | 53.5 | HDC 04A KOLU 1M20G | **1788840000** |

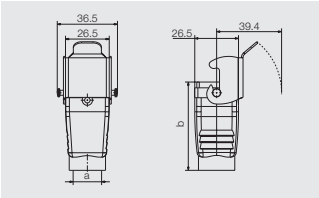


### Screw Mounting Housing

| a | Version | Cover | b (mm) | Designation | Order No. |
|---|---|---|---|---|---|
| M 20 | with thread | | 54 | HDC 04A ELU 1M20G | **1900320000** |
| PG 13,5 | with thread | | 54 | HDC 04A ELU 1PG13G | **1900330000** |
| PG 13,5 | with thread | | 54 | HDC 04A ELU 1PG13G EXI | **1900350000** |

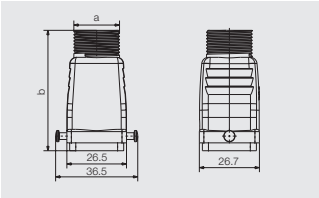


### Cover

| | Version | | Designation | Order No. |
|---|---|---|---|---|
| | for female insert | | HDC 04A DMDL 2BO | **1665750000** |
| | for male insert | | HDC 04A DODL 2BO | **1665740000** |

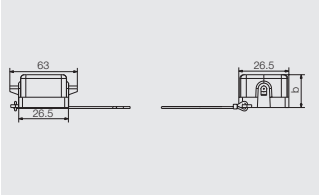

# HA series - the slim connectors

## 250 V, 22 A, Size 2

10 + ⏚

## Inserts

### Tension clamp connection

| Insert | Designation | Order No. |
|---|---|---|
| Male | HDC HA 10 MT | **1896790000** |
| Female | HDC HA 10 FT | **1896780000** |

### Screw connection

| Insert | Designation | Order No. |
|---|---|---|
| Male | HDC HA 10 MS | **1650610000** |
| Female | HDC HA 10 FS | **1650620000** |

### Crimp connection

| Insert | Designation | Order No. |
|---|---|---|
| Female | HDC HA 10 FC | **1873860000** |
| Male | HDC HA 10 MC | **1873870000** |

### Dimensions

Male

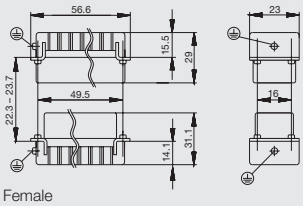


Female

### Arrangement of contacts

Male

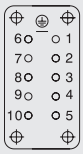


Female

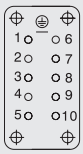


### Mounting cut-out

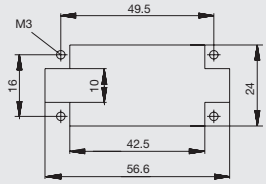


## Accessories

### Crimp contacts

Surface silver

Surface gold

| Qty. | Male | Order No. | Female | Order No. |
|---|---|---|---|---|
| 100 | HDC-C-HE-SM0.5AG | **1200500000** | HDC-C-HE-BM0.5AG | **1201100000** |
| 100 | HDC-C-HE-SM0.75-1AG | **1200600000** | HDC-C-HE-BM0.75-1AG | **1201200000** |
| 100 | HDC-C-HE-SM1.5AG | **1200700000** | HDC-C-HE-BM1.5AG | **1201300000** |
| 100 | HDC-C-HE-SM2.5AG | **1200800000** | HDC-C-HE-BM2.5AG | **1201400000** |
| 100 | HDC-C-HE-SM4.0AG | **1200900000** | HDC-C-HE-BM4.0AG | **1201500000** |
| | | | | |
| 100 | HDC-C-HE-SM0.5AU | **1651420000** | HDC-C-HE-BM0.5AU | **1651470000** |
| 100 | HDC-C-HE-SM0.75-1AU | **1651430000** | HDC-C-HE-BM0.75-1AU | **1651480000** |
| 100 | HDC-C-HE-SM1.5AU | **1651440000** | HDC-C-HE-BM1.5AU | **1651490000** |
| 100 | HDC-C-HE-SM2.5AU | **1651450000** | HDC-C-HE-BM2.5AU | **1651500000** |
| 100 | HDC-C-HE-SM4.0AU | **1651460000** | HDC-C-HE-BM4.0AU | **1651510000** |

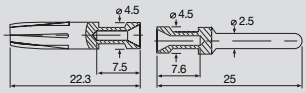


**Single contacts**

| Conductor mm² | AWG No. |
|---|---|
| 0.50 | 20 |
| 0.75-1.00 | 18 |
| 1.50 | 16 |
| 2.50 | 14 |
| 4.00 | 12 |

### Tools

| Crimping tool | Order No. |
|---|---|
| CTX CM 1.6/2.5 | **9018490000** |
| **Contact removal tool** | |
| Removal Tool HE | **1866750000** |

## Selection of Housings RockStar® IP65
## Size 2

## Hood

### Hood, Cable Entry sideways

| a | Version | Cover | b (mm) | Designation | Order No. |
|---|---|---|---|---|---|
| M 20 | with thread | | 68 | HDC 15A TSLU 1M20G | **1788860000** |
| M 25 | with thread | | 68 | HDC 15A TSLU 1M25G | **1788850000** |

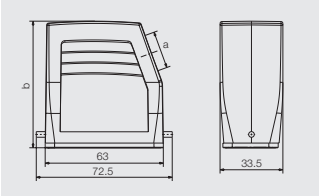


### Hood, Cable Entry at top

| a | Version | Cover | b (mm) | Designation | Order No. |
|---|---|---|---|---|---|
| M 20 | with thread | | 54 | HDC 10A TOLU 1M20G | **1788620000** |
| M 25 | with thread | | 54 | HDC 10A TOLU 1M25G | **1788610000** |

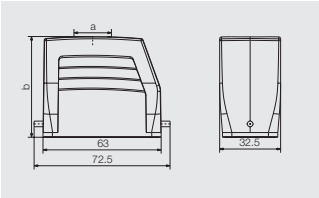


### Cover

| | Version | Designation | Order No. |
|---|---|---|---|
| | for hoods | HDC 10A DODL 1LB | **1665890000** |

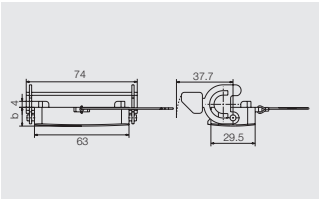


## Base

### Bulkhead housing

| | Version | Cover | b (mm) | Designation | Order No. |
|---|---|---|---|---|---|
| | | with cover | 37.5 | HDC 10A ADLU | **1664060000** |
| | | | 25 | HDC 10A ALU | **1664040000** |

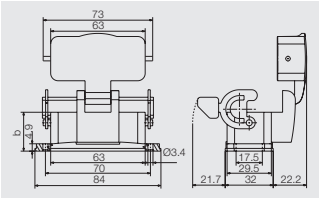


### Base housing

| a | Version | Cover | b (mm) | Designation | Order No. |
|---|---|---|---|---|---|
| M 20 | with thread | with cover | 69.5 | HDC 10A SDLU 2M20G | **1788660000** |
| M 25 | with thread | with cover | 69.5 | HDC 10A SDLU 2M25G | **1788650000** |
| M 20 | with thread | | 57 | HDC 10A SLU 2M20G | **1788640000** |
| M 25 | with thread | | 57 | HDC 10A SLU 2M25G | **1788630000** |

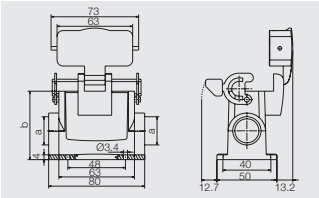


### Coupling hood

| a | Version | Cover | b (mm) | Designation | Order No. |
|---|---|---|---|---|---|
| M 25 | with thread | | 48 | HDC 10A KLU 1M25G | **1788670000** |

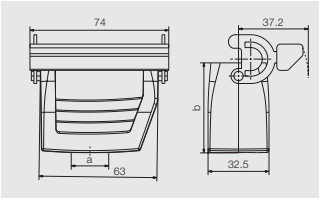


### Cover

| | Version | Designation | Order No. |
|---|---|---|---|
| | for bases | HDC 10A DMDL 2BO | **1665880000** |

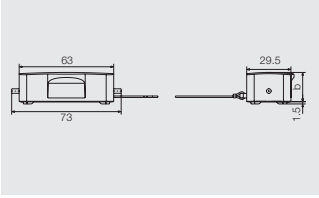

# HA series - the slim connectors

## 250 V, 22 A, Size 5

16 + ⏚

## Inserts

### Tension clamp connection

| Insert | Designation | Order No. |
|---|---|---|
| Male | HDC HA 16 MT | 1896830000 |
| Female | HDC HA 16 FT | 1896800000 |

### Screw connection

| Insert | Designation | Order No. |
|---|---|---|
| Male | HDC HA 16 MS | 1650770000 |
| Female | HDC HA 16 FS | 1650780000 |

### Crimp connection

| Insert | Designation | Order No. |
|---|---|---|
| Male | HDC HA 16 MC | 1873890000 |
| Female | HDC HA 16 FC | 1873880000 |

### Dimensions

Male

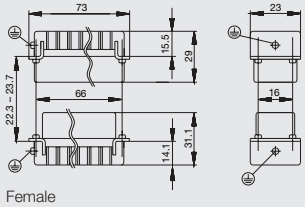


Female

### Arrangement of contacts

Male

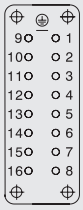


Female

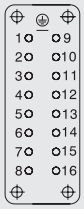


### Mounting cut-out

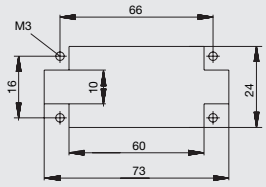


## Accessories

### Crimp contacts

Surface silver

Surface gold

| Qty. | Male | Order No. | Female | Order No. |
|---|---|---|---|---|
| 100 | HDC-C-HE-SM0.5AG | 1200500000 | HDC-C-HE-BM0.5AG | 1201100000 |
| 100 | HDC-C-HE-SM0.75-1AG | 1200600000 | HDC-C-HE-BM0.75-1AG | 1201200000 |
| 100 | HDC-C-HE-SM1.5AG | 1200700000 | HDC-C-HE-BM1.5AG | 1201300000 |
| 100 | HDC-C-HE-SM2.5AG | 1200800000 | HDC-C-HE-BM2.5AG | 1201400000 |
| 100 | HDC-C-HE-SM4.0AG | 1200900000 | HDC-C-HE-BM4.0AG | 1201500000 |
| | | | | |
| 100 | HDC-C-HE-SM0.5AU | 1651420000 | HDC-C-HE-BM0.5AU | 1651470000 |
| 100 | HDC-C-HE-SM0.75-1AU | 1651430000 | HDC-C-HE-BM0.75-1AU | 1651480000 |
| 100 | HDC-C-HE-SM1.5AU | 1651440000 | HDC-C-HE-BM1.5AU | 1651490000 |
| 100 | HDC-C-HE-SM2.5AU | 1651450000 | HDC-C-HE-BM2.5AU | 1651500000 |
| 100 | HDC-C-HE-SM4.0AU | 1651460000 | HDC-C-HE-BM4.0AU | 1651510000 |

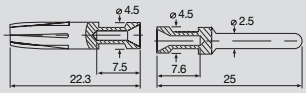


**Single contacts**

| Conductor mm² | AWG No. |
|---|---|
| 0.50 | 20 |
| 0.75-1.00 | 18 |
| 1.50 | 16 |
| 2.50 | 14 |
| 4.00 | 12 |

### Tools

| Crimping tool | Order No. |
|---|---|
| CTX CM 1.6/2.5 | 9018490000 |
| **Contact removal tool** | |
| Removal Tool HE | 1866750000 |

## Selection of Housings RockStar® IP65
## Size 5

## Hood

### Hood, Cable Entry sideways

| a | Version | Cover | b (mm) | Designation | Order No. |
|---|---|---|---|---|---|
| M 25 | with thread | | 58 | HDC 16A TSLU 1M25G | **1788740000** |
| M 20 | with thread | | 72 | HDC 25A TSLU 1M20G | **1788680000** |
| M 25 | with thread | | 72 | HDC 25A TSLU 1M25G | **1788690000** |

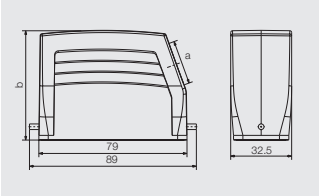


### Hood, Cable Entry at top

| a | Version | Cover | b (mm) | Designation | Order No. |
|---|---|---|---|---|---|
| M 25 | with thread | | 58 | HDC 16A TOLU 1M25G | **1788750000** |
| M 20 | with thread | | 72 | HDC 25A TOLU 1M20G | **1788710000** |
| M 25 | with thread | | 72 | HDC 25A TOLU 1M25G | **1788700000** |

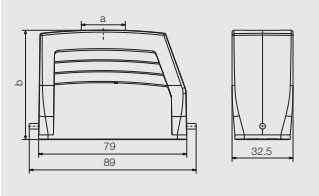


### Cover

| | Version | Designation | Order No. |
|---|---|---|---|
| | for hoods | HDC 16A DODL 1LB | **1665900000** |

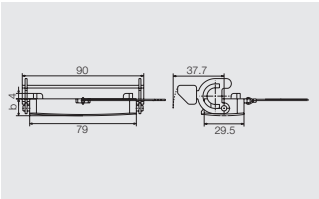


## Base

### Bulkhead housing

| | Version | Cover | b (mm) | Designation | Order No. |
|---|---|---|---|---|---|
| | | with cover | 44.5 | HDC 16A ADLU | **1664940000** |
| | | | 25 | HDC 16A ALU | **1664920000** |

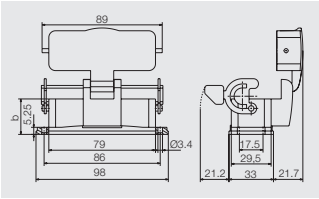


### Base housing

| a | Version | Cover | b (mm) | Designation | Order No. |
|---|---|---|---|---|---|
| M 20 | with thread | with cover | 76.5 | HDC 16A SDLU 2M20G | **1788790000** |
| M 25 | with thread | with cover | 76.5 | HDC 16A SDLU 2M25G | **1788780000** |
| M 20 | with thread | | 57 | HDC 16A SLU 2M20G | **1788770000** |
| M 25 | with thread | | 57 | HDC 16A SLU 2M25G | **1788760000** |

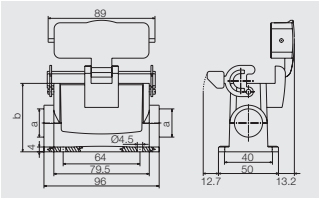


### Coupling hood

| a | Version | Cover | b (mm) | Designation | Order No. |
|---|---|---|---|---|---|
| M 25 | with thread | | 53 | HDC 16A KLU 1M25G | **1788800000** |

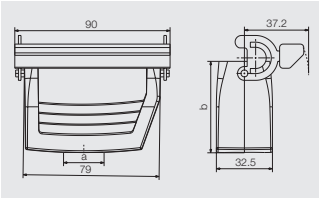


### Cover

| | Version | Designation | Order No. |
|---|---|---|---|
| | for bases | HDC 16A DMDL 2BO | **1665910000** |

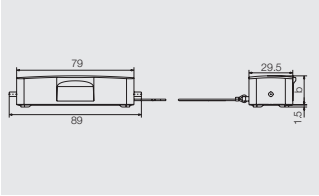

# HA series - the slim connectors

## 250 V, 16 A, Size 7

32 + ⏚

## Inserts

### Tension clamp connection

| Insert | Designation | Order No. |
|---|---|---|
| Male | HDC HA 16 MT | **1896830000** |
| Female | HDC HA 16 FT | **1896800000** |
| Male | HDC HA 16 MT 17-32 | **1896840000** |
| Female | HDC HA 16 FT 17-32 | **1896810000** |

### Screw connection

| Insert | Designation | Order No. |
|---|---|---|
| Male | HDC HA 16 MS | **1650770000** |
| Female | HDC HA 16 FS | **1650780000** |
| Male | HDC HA 16 MS 17-32 | **1650880000** |
| Female | HDC HA 16 FS 17-32 | **1650900000** |

### Crimp connection

| Insert | Designation | Order No. |
|---|---|---|
| Male | HDC HA 16 MC | **1873890000** |
| Female | HDC HA 16 FC | **1873880000** |
| Male | HDC HA 16 MC 17-32 | **1875620000** |
| Female | HDC HA 16 FC 17-32 | **1876040000** |

### Dimensions

Male

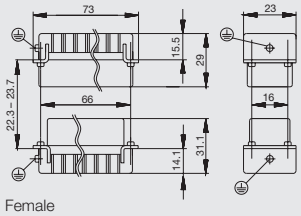


Female

### Arrangement of contacts

Male

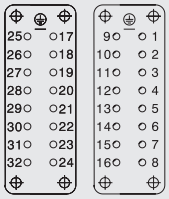


Female

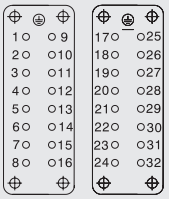


### Mounting cut-out

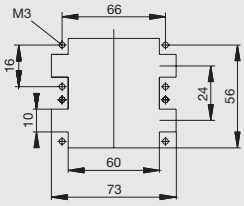


## Accessories

### Crimp contacts

Surface silver

Surface gold

| Qty. | Male | Order No. | Female | Order No. |
|---|---|---|---|---|
| 100 | HDC-C-HE-SM0.5AG | **1200500000** | HDC-C-HE-BM0.5AG | **1201100000** |
| 100 | HDC-C-HE-SM0.75-1AG | **1200600000** | HDC-C-HE-BM0.75-1AG | **1201200000** |
| 100 | HDC-C-HE-SM1.5AG | **1200700000** | HDC-C-HE-BM1.5AG | **1201300000** |
| 100 | HDC-C-HE-SM2.5AG | **1200800000** | HDC-C-HE-BM2.5AG | **1201400000** |
| 100 | HDC-C-HE-SM4.0AG | **1200900000** | HDC-C-HE-BM4.0AG | **1201500000** |
| | | | | |
| 100 | HDC-C-HE-SM0.5AU | **1651420000** | HDC-C-HE-BM0.5AU | **1651470000** |
| 100 | HDC-C-HE-SM0.75-1AU | **1651430000** | HDC-C-HE-BM0.75-1AU | **1651480000** |
| 100 | HDC-C-HE-SM1.5AU | **1651440000** | HDC-C-HE-BM1.5AU | **1651490000** |
| 100 | HDC-C-HE-SM2.5AU | **1651450000** | HDC-C-HE-BM2.5AU | **1651500000** |
| 100 | HDC-C-HE-SM4.0AU | **1651460000** | HDC-C-HE-BM4.0AU | **1651510000** |

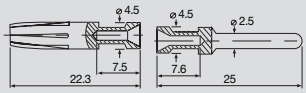


**Single contacts**

| Conductor mm² | AWG No. |
|---|---|
| 0.50 | 20 |
| 0.75-1.00 | 18 |
| 1.50 | 16 |
| 2.50 | 14 |
| 4.00 | 12 |

### Tools

| Crimping tool | Order No. |
|---|---|
| CTX CM 1.6/2.5 | **9018490000** |
| **Contact removal tool** | |
| Removal Tool HE | **1866750000** |

## Selection of Housings RockStar® IP65
## Size 7

### Hood

**Hood, Cable Entry sideways**

| a | Version | Cover | b (mm) | Designation | Order No. |
|---|---|---|---|---|---|
| M 25 | with thread | | 75 | HDC 32A TSBU 1M25G | **1787960000** |
| M 32 | with thread | | 75 | HDC 32A TSBU 1M32G | **1787950000** |

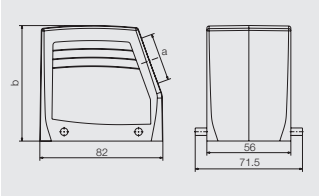


**Hood, Cable Entry at top**

| a | Version | Cover | b (mm) | Designation | Order No. |
|---|---|---|---|---|---|
| M 32 | with thread | | 75 | HDC 32A TOBU 1M32G | **1787990000** |

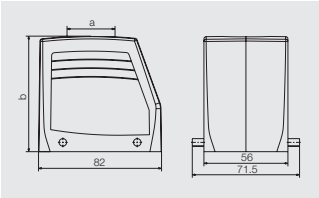


### Base

**Bulkhead housing**

| | Version | Cover | b (mm) | Designation | Order No. |
|---|---|---|---|---|---|
| | | | 25 | HDC 32A ABU | **1665860000** |

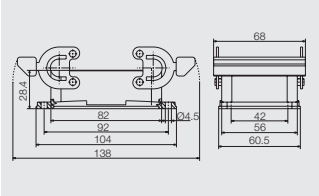


**Base housing**

| a | Version | Cover | b (mm) | Designation | Order No. |
|---|---|---|---|---|---|
| M 25 | with thread | | 75 | HDC 32A SBU 2M25G | **1788040000** |

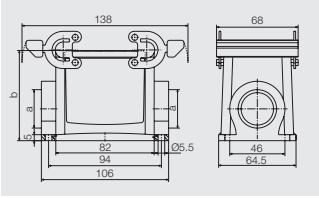


**Coupling hood**

| a | Version | Cover | b (mm) | Designation | Order No. |
|---|---|---|---|---|---|
| M 25 | with thread | | 76.5 | HDC 32A KBU 1M25G | **1788080000** |
| M 32 | with thread | | 76.5 | HDC 32A KBU 1M32G | **1788070000** |

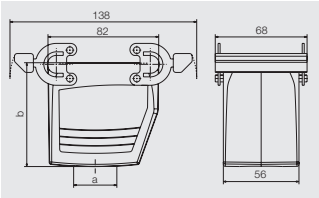

# HA series - the slim connectors

## 250 V, 16 A, Size 9

48 + ⏚

## Inserts

### Tension clamp connection

| Insert | Designation | Order No. |
|---|---|---|
| Male | HDC HA 16 MT | 1896830000 |
| Female | HDC HA 16 FT | 1896800000 |
| Male | HDC HA 16 MT 17-32 | 1896840000 |
| Female | HDC HA 16 FT 17-32 | 1896810000 |
| Male | HDC HA 16 MT 33-48 | 1896850000 |
| Female | HDC HA 16 FT 33-48 | 1896820000 |

### Screw connection

| Insert | Designation | Order No. |
|---|---|---|
| Male | HDC HA 16 MS | 1650770000 |
| Female | HDC HA 16 FS | 1650780000 |
| Male | HDC HA 16 MS 17-32 | 1650880000 |
| Female | HDC HA 16 FS 17-32 | 1650900000 |
| Male | HDC HA 16 MS 33-48 | 1650990000 |
| Female | HDC HA 16 FS 33-48 | 1651020000 |

### Crimp connection



| Insert | Designation | Order No. |
|---|---|---|
| Male | HDC HA 16 MC | 1873890000 |
| Female | HDC HA 16 FC | 1873880000 |
| Male | HDC HA 16 MC 17-32 | 1875620000 |
| Female | HDC HA 16 FC 17-32 | 1876040000 |
| Male | HDC HA 16 MC 33-48 | 1875630000 |
| Female | HDC HA 16 FC 33-48 | 1875540000 |

### Dimensions

Male

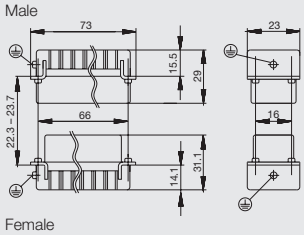


Female

### Arrangement of contacts

Male

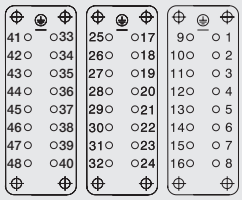


Female

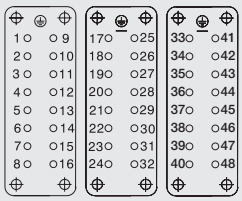


### Mounting cut-out

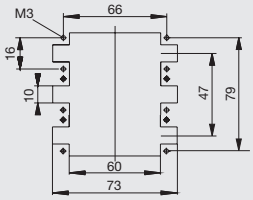


## Accessories

### Crimp contacts

Surface silver

Surface gold

| Qty. | Male | Order No. | Female | Order No. |
|---|---|---|---|---|
| 100 | HDC-C-HE-SM0.5AG | 1200500000 | HDC-C-HE-BM0.5AG | 1201100000 |
| 100 | HDC-C-HE-SM0.75-1AG | 1200600000 | HDC-C-HE-BM0.75-1AG | 1201200000 |
| 100 | HDC-C-HE-SM1.5AG | 1200700000 | HDC-C-HE-BM1.5AG | 1201300000 |
| 100 | HDC-C-HE-SM2.5AG | 1200800000 | HDC-C-HE-BM2.5AG | 1201400000 |
| 100 | HDC-C-HE-SM4.0AG | 1200900000 | HDC-C-HE-BM4.0AG | 1201500000 |
| | | | | |
| 100 | HDC-C-HE-SM0.5AU | 1651420000 | HDC-C-HE-BM0.5AU | 1651470000 |
| 100 | HDC-C-HE-SM0.75-1AU | 1651430000 | HDC-C-HE-BM0.75-1AU | 1651480000 |
| 100 | HDC-C-HE-SM1.5AU | 1651440000 | HDC-C-HE-BM1.5AU | 1651490000 |
| 100 | HDC-C-HE-SM2.5AU | 1651450000 | HDC-C-HE-BM2.5AU | 1651500000 |
| 100 | HDC-C-HE-SM4.0AU | 1651460000 | HDC-C-HE-BM4.0AU | 1651510000 |

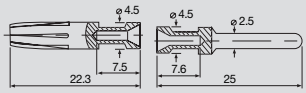


**Single contacts**

| Conductor mm² | AWG No. |
|---|---|
| 0.50 | 20 |
| 0.75-1.00 | 18 |
| 1.50 | 16 |
| 2.50 | 14 |
| 4.00 | 12 |

### Tools

| Crimping tool | Order No. |
|---|---|
| CTX CM 1.6/2.5 | 9018490000 |
| **Contact removal tool** | |
| Removal Tool HE | 1866750000 |

## Selection of Housings RockStar® IP65
## Size 9

### Hood

**Hood, Cable Entry sideways**

| a | Version | Cover | b (mm) | Designation | Order No. |
|---|---|---|---|---|---|
| M 32 | with thread | | 79 | HDC 48A TSLU 1M32G | **1788550000** |

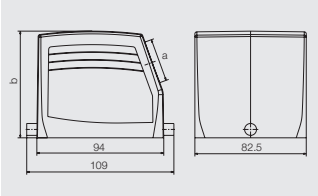


**Hood, Cable Entry at top**

| a | Version | Cover | b (mm) | Designation | Order No. |
|---|---|---|---|---|---|
| M 32 | with thread | | 79 | HDC 48A TOLU 1M32G | **1788560000** |

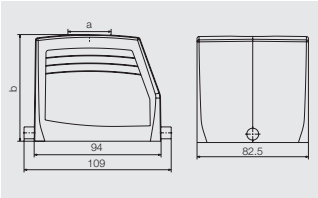


### Base

**Bulkhead housing**

| | Version | Cover | b (mm) | Designation | Order No. |
|---|---|---|---|---|---|
| | | with cover | 53 | HDC 48A ADLU | **1666750000** |
| | | | 36 | HDC 48A ALU | **1666740000** |

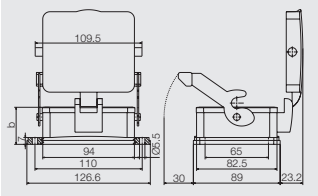


**Base housing**

| a | Version | Cover | b (mm) | Designation | Order No. |
|---|---|---|---|---|---|
| M 32 | with thread | | 79 | HDC 48A SLU 2M32G | **1788570000** |

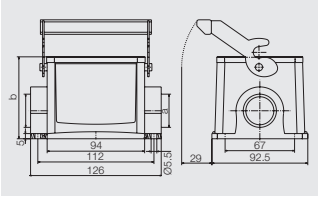

# HE series – the universal connectors

With the HE series, users are free to choose the connection system for the conductor. In addition to the proven tension clamp connection, screw and crimp connections are available.

Furthermore, Weidmüller is the first manufacturer to offer this series in push-in design.

Simply choose the connection system you need.




## Technical data

| | |
|---|---|
| **Standards / approvals** | |
| Standards | DIN EN 61984 |
| | DIN EN 60664-1 |
| Approvals | UL/CSA |
| **Inserts** | |
| No. of poles | 6, 10, 16, 24, 32, 48 |
| Rated voltage | 500 V |
| Rated voltage to UL/CSA | 600 V |
| Rated current | 16 A (6 poles 24 A) |
| Rated impulse withstand voltage | 6 KV |
| Pollution severity | 3 |
| Insulation resistance | $\geq 10^{10}$ Ω |
| Material | Glass-fibre reinforced PC (in UL list and approved for railway applications) |
| Temperature range | –40 °C ... +125 °C |
| Flammability to UL 94 | V – 0 |
| Mechanical service life | |
| – Plugging cycles Ag - Surface | ≥ 500 |
| – Plugging cycles Au - Surface | ≥ 500 |
| Contact resistance | |
| Crimp connection | ≤ 4 mΩ |
| Screw tension clamp + Push In | ≤ 2 mΩ |
| **Contacts / Material** | |
| Sockets and plug-in contact | Copper alloy |
| Surface | Passivated silver, or 0.8 µm gold on 2 µm nickel |
| Clamping unit / Screw connection | Copper alloy / Passivated silver |
| Clamping range / Stripping length | |
| – Crimp connection | |
| – Flexible conductor connection | 0.5 … 4 mm² (AWG 20 … 12) |
| – Stripping length | 7.5 mm |
| – Screw connection | 0.5 - 2.5 mm² (AWG 20 … 14) / 9 mm |
| – Push In | 0.5 - 2.5 mm² (AWG 20 … 14) / 8 mm |
| – Tension clamp connection | 0.5 - 2.5 mm² (AWG 20 … 14) / 8 mm |
| Clamping torque | |
| – Screw connection | 0.5 - 0.55 Nm |
| SD blades | |
| – Screw connection | 0.6 x 3.5 or PZ 0 |
| – Push In | 0.4 x 2.5 |
| – Tension clamp connection | 0.5 x 3 or 0.6 x 3,5 |
| PE connection | |
| – Clamping range | 0.5 … 4 mm² |
| – solid / stranded | 0.5 … 4 mm² / 0.5 … 4 mm² |
| – flexible / flexible with wire end ferrule, DIN 46228 pt. 1 | 0.5 … 4 mm² / 0.5 … 4 mm² |
| – AWG conductor | AWG 20 .. 12 |
| – Stripping length | 10 mm |
| – Clamping torque | 1.2 … 1.5 Nm |
| – Blade dimensions | SD 0.8 x 4 mm or PZ 1 |

**Note:** Switch off power supply before handling plug-in connectors.
Inserts with push-in connection can be connected to the H07V-U4 conductor.

**Derating curves**

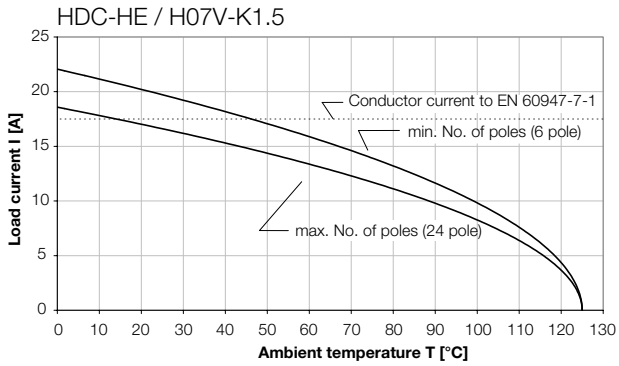


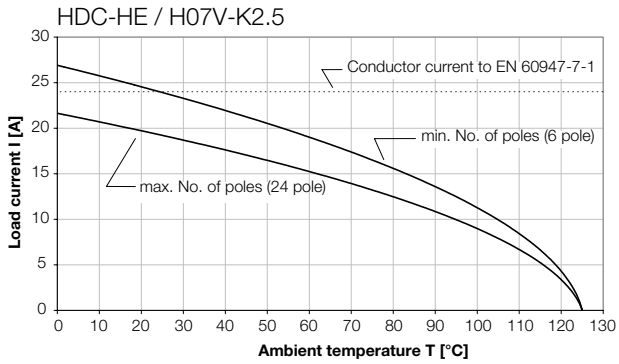

## Overview

| | | Rated voltage | Rated current | No. of poles | Tension clamp connection | Screw conn. with wire guard spring | Crimp connection | Push In | Axial screw connection | Page |
|---|---|---|---|---|---|---|---|---|---|---|
| | | 500 V | 24 A | 6 + ⏚ | • | • | • | • | | B.18 |
| | | 500 V | 16 A | 10 + ⏚ | • | • | • | • | | B.20 |
| | | 500 V | 16 A | 16 + ⏚ | • | • | • | • | | B.22 |
| | | 500 V | 16 A | 24 + ⏚ | • | • | • | • | | B.24 |
| | | 500 V | 16 A | 32 + ⏚ | • | • | • | • | | B.26 |
| | | 500 V | 16 A | 48 + ⏚ | • | • | • | • | | B.28 |

# HE series - the universal connectors

## 500 V, 24 A, Size 3

6 + ⏚

## Inserts

### Tension clamp connection

| Insert | Designation | Order No. |
|---|---|---|
| Male | HDC HE 6 MT | 1745820000 |
| Female | HDC HE 6 FT | 1745760000 |

### Screw connection

| Insert | Designation | Order No. |
|---|---|---|
| Male | HDC HE 6 MS | 1200000000 |
| Female | HDC HE 6 FS | 1200200000 |

### Push In connection

| Insert | Designation | Order No. |
|---|---|---|
| Male | HDC HE 6 MP | 1873530000 |
| Female | HDC HE 6 FP | 1873520000 |

### Crimp connection

| Insert | Designation | Order No. |
|---|---|---|
| Male | HDC HE 6 MC | 1200400000 |
| Female | HDC HE 6 FC | 1201000000 |

### Dimensions

Male

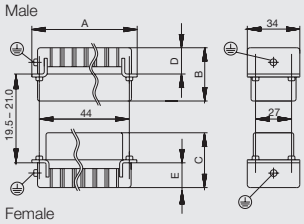


Female

| A (mm) | B (mm) | C (mm) | D (mm) | E (mm) |
|---|---|---|---|---|
| 49.80 | 33.80 | 33.20 | 19.10 | 16.50 |

### Arrangement of contacts

Male

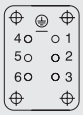


Female

### Mounting cut-out

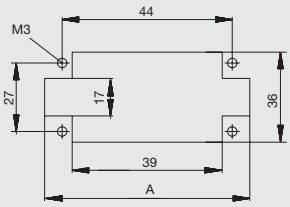


| A (mm) |
|---|
| 51.00 |

## Accessories

### Crimp contacts

Surface silver

Surface gold

| Qty. | Male | Order No. | Female | Order No. |
|---|---|---|---|---|
| 100 | HDC-C-HE-SM0.5AG | 1200500000 | HDC-C-HE-BM0.5AG | 1201100000 |
| 100 | HDC-C-HE-SM0.75-1AG | 1200600000 | HDC-C-HE-BM0.75-1AG | 1201200000 |
| 100 | HDC-C-HE-SM1.5AG | 1200700000 | HDC-C-HE-BM1.5AG | 1201300000 |
| 100 | HDC-C-HE-SM2.5AG | 1200800000 | HDC-C-HE-BM2.5AG | 1201400000 |
| 100 | HDC-C-HE-SM4.0AG | 1200900000 | HDC-C-HE-BM4.0AG | 1201500000 |
| | | | | |
| 100 | HDC-C-HE-SM0.5AU | 1651420000 | HDC-C-HE-BM0.5AU | 1651470000 |
| 100 | HDC-C-HE-SM0.75-1AU | 1651430000 | HDC-C-HE-BM0.75-1AU | 1651480000 |
| 100 | HDC-C-HE-SM1.5AU | 1651440000 | HDC-C-HE-BM1.5AU | 1651490000 |
| 100 | HDC-C-HE-SM2.5AU | 1651450000 | HDC-C-HE-BM2.5AU | 1651500000 |
| 100 | HDC-C-HE-SM4.0AU | 1651460000 | HDC-C-HE-BM4.0AU | 1651510000 |

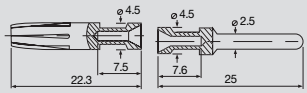


**Single contacts**

| Conductor mm² | AWG No. |
|---|---|
| 0.50 | 20 |
| 0.75-1.00 | 18 |
| 1.50 | 16 |
| 2.50 | 14 |
| 4.00 | 12 |

### Tools

| Crimping tool | Order No. |
|---|---|
| CTX CM 1.6/2.5 | 9018490000 |
| **Contact removal tool** | |
| Removal Tool HE | 1866750000 |

## Selection of Housings RockStar® IP65
## Size 3

## Hood

### Hood, Cable Entry sideways

| a | Version | Cover | b (mm) | Designation | Order No. |
|---|---|---|---|---|---|
| M 20 | with thread | | 52 | HDC 06B TSLU 1M20G | **1788100000** |
| M 20 | with thread | | 52 | HDC 06B TSLU 1M20G | **1805930000** |
| M 25 | with thread | | 52 | HDC 06B TSLU 1M25G | **1788090000** |
| M 25 | with thread | | 72 | HDC 16D TSLU 1M25G | **1787480000** |

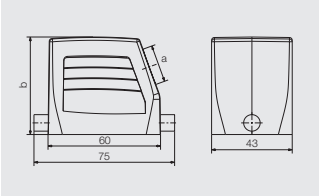


### Hood, Cable Entry at top

| a | Version | Cover | b (mm) | Designation | Order No. |
|---|---|---|---|---|---|
| M 20 | with thread | | 52 | HDC 06B TOLU 1M20G | **1788120000** |
| M 25 | with thread | | 52 | HDC 06B TOLU 1M25G | **1788110000** |
| M 25 | with thread | | 72 | HDC 16D TOLU 1M25G | **1787500000** |
| M 32 | with thread | | 72 | HDC 16D TOLU 1M32G | **1787490000** |

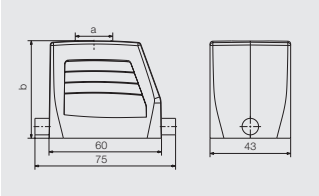


### Cover

| | Version | Designation | Order No. |
|---|---|---|---|
| | for hoods | HDC 06B DMDL 1LB | **1665210000** |

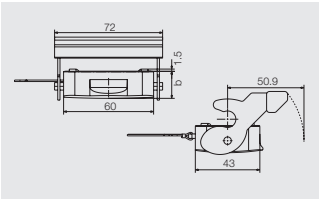


## Base

### Bulkhead housing

| | Version | Cover | b (mm) | Designation | Order No. |
|---|---|---|---|---|---|
| | | | 29 | HDC 06B ALU | **1202100000** |
| | | with cover | 47 | HDC 06B ADLU | **1202500000** |

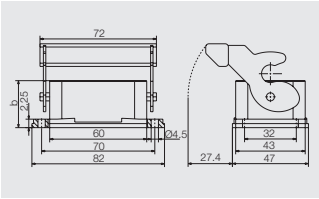


### Base housing

| a | Version | Cover | b (mm) | Designation | Order No. |
|---|---|---|---|---|---|
| M 20 | with thread | | 54 | HDC 06B SLU 2M20G | **1788140000** |
| M 20 | with thread | with cover | 72 | HDC 06B SDLU 2M20G | **1788170000** |
| M 25 | with thread | | 54 | HDC 06B SLU 2M25G | **1788130000** |
| M 25 | with thread | with cover | 72 | HDC 06B SDLU 2M25G | **1788160000** |

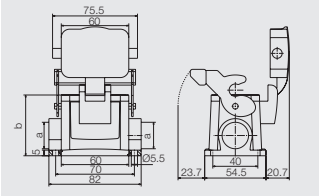


### Cover

| | Version | Designation | Order No. |
|---|---|---|---|
| | for bases | HDC 06B DODL 2BO | **1665200000** |

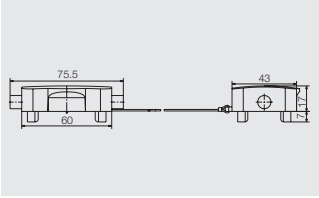

# HE series - the universal connectors

## 500 V, 16 A, Size 4

10 + ⏚

## Inserts

### Tension clamp connection

| Insert | Designation | Order No. |
|---|---|---|
| Male | HDC HE 10 MT | 1745830000 |
| Female | HDC HE 10 FT | 1745770000 |

### Screw connection

| Insert | Designation | Order No. |
|---|---|---|
| Female | HDC HE 10 FS | 1204100000 |
| Male | HDC HE 10 MS | 1203900000 |

### Push In connection

| Insert | Designation | Order No. |
|---|---|---|
| Male | HDC HE 10 MP | 1873550000 |
| Female | HDC HE 10 FP | 1873540000 |

### Crimp connection

| Insert | Designation | Order No. |
|---|---|---|
| Male | HDC HE 10 MC | 1204300000 |
| Female | HDC HE 10 FC | 1204400000 |

### Dimensions

Male

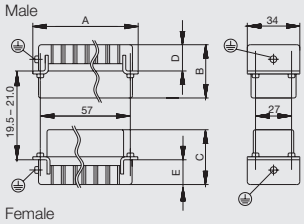


Female

| A (mm) | B (mm) | C (mm) | D (mm) | E (mm) |
|---|---|---|---|---|
| 62.80 | 33.80 | 33.20 | 19.10 | 16.50 |

### Arrangement of contacts

Male

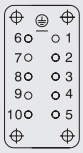


Female

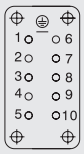


### Mounting cut-out

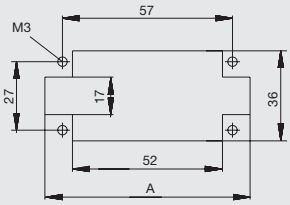


| A (mm) |
|---|
| 64.00 |

## Accessories

### Crimp contacts

Surface silver

Surface gold

| Qty. | Male | Order No. | Female | Order No. |
|---|---|---|---|---|
| 100 | HDC-C-HE-SM0.5AG | 1200500000 | HDC-C-HE-BM0.5AG | 1201100000 |
| 100 | HDC-C-HE-SM0.75-1AG | 1200600000 | HDC-C-HE-BM0.75-1AG | 1201200000 |
| 100 | HDC-C-HE-SM1.5AG | 1200700000 | HDC-C-HE-BM1.5AG | 1201300000 |
| 100 | HDC-C-HE-SM2.5AG | 1200800000 | HDC-C-HE-BM2.5AG | 1201400000 |
| 100 | HDC-C-HE-SM4.0AG | 1200900000 | HDC-C-HE-BM4.0AG | 1201500000 |
| 100 | HDC-C-HE-SM0.5AU | 1651420000 | HDC-C-HE-BM0.5AU | 1651470000 |
| 100 | HDC-C-HE-SM0.75-1AU | 1651430000 | HDC-C-HE-BM0.75-1AU | 1651480000 |
| 100 | HDC-C-HE-SM1.5AU | 1651440000 | HDC-C-HE-BM1.5AU | 1651490000 |
| 100 | HDC-C-HE-SM2.5AU | 1651450000 | HDC-C-HE-BM2.5AU | 1651500000 |
| 100 | HDC-C-HE-SM4.0AU | 1651460000 | HDC-C-HE-BM4.0AU | 1651510000 |

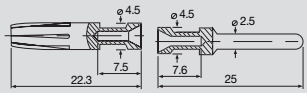


**Single contacts**

| Conductor mm² | AWG No. |
|---|---|
| 0.50 | 20 |
| 0.75-1.00 | 18 |
| 1.50 | 16 |
| 2.50 | 14 |
| 4.00 | 12 |

### Tools

| Crimping tool | Order No. |
|---|---|
| CTX CM 1.6/2.5 | 9018490000 |
| **Contact removal tool** | |
| Removal Tool HE | 1866750000 |

## Selection of Housings RockStar® IP65
## Size 4

## Hood

### Hood, Cable Entry sideways

| a | Version | Cover | b (mm) | Designation | Order No. |
|---|---|---|---|---|---|
| M 20 | with thread | | 52 | HDC 10B TSBU 1M20G | **1787560000** |
| M 25 | with thread | | 52 | HDC 10B TSBU 1M25G | **1787550000** |
| M 25 | with thread | | 72 | HDC 24D TSBU 1M25G | **1787240000** |
| M 32 | with thread | | 72 | HDC 24D TSBU 1M32G | **1787230000** |

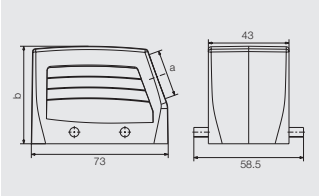


### Hood, Cable Entry at top

| a | Version | Cover | b (mm) | Designation | Order No. |
|---|---|---|---|---|---|
| M 20 | with thread | | 52 | HDC 10B TOBU 1M20G | **1787600000** |
| M 25 | with thread | | 52 | HDC 10B TOBU 1M25G | **1787590000** |
| M 25 | with thread | | 72 | HDC 24D TOBU 1M25G | **1787300000** |
| M 32 | with thread | | 72 | HDC 24D TOBU 1M32G | **1787290000** |

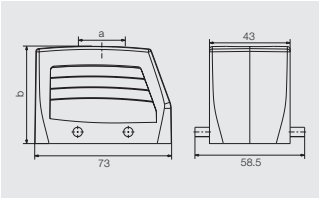


### Cover

| | Version | Designation | Order No. |
|---|---|---|---|
| | for hoods | HDC 10B DMDQ 2QB | **1665240000** |

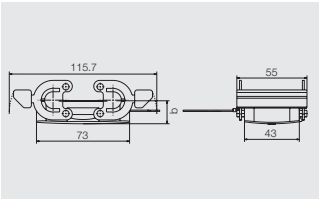


## Base

### Bulkhead housing

| | Version | Cover | b (mm) | Designation | Order No. |
|---|---|---|---|---|---|
| | | | 29.3 | HDC 10B ABU | **1205000000** |

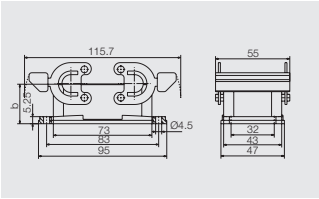


### Base housing

| a | Version | Cover | b (mm) | Designation | Order No. |
|---|---|---|---|---|---|
| M 20 | with thread | | 57 | HDC 10B SBU 2M20G | **1787640000** |
| M 25 | with thread | | 57 | HDC 10B SBU 2M25G | **1787630000** |
| M 25 | with thread | | 74 | HDC 24D SBU 2M25G | **1787350000** |
| M 32 | with thread | | 74 | HDC 24D SBU 2M32G | **1787360000** |

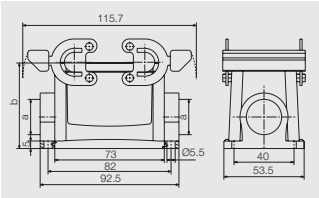


### Coupling hood

| a | Version | Cover | b (mm) | Designation | Order No. |
|---|---|---|---|---|---|
| M 20 | with thread | | 55 | HDC 10B KBU 1M20G | **1787720000** |

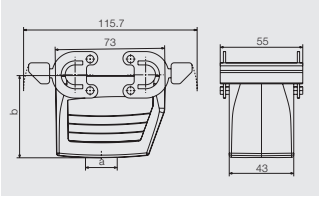


### Cover

| | Version | Designation | Order No. |
|---|---|---|---|
| | for bases | HDC 10B DODQ 4BO | **1665230000** |

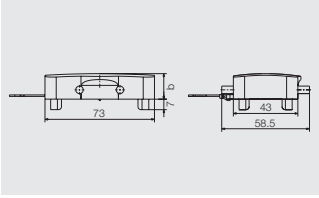

# HE series - the universal connectors

## 500 V, 16 A, Size 6

16 + ⏚

## Inserts

### Tension clamp connection

| Insert | Designation | Order No. |
|---|---|---|
| Male | HDC HE 16 MT | 1745840000 |
| Female | HDC HE 16 FT | 1745780000 |

### Screw connection

| Insert | Designation | Order No. |
|---|---|---|
| Male | HDC HE 16 MS | 1207500000 |
| Female | HDC HE 16 FS | 1207700000 |

### Push In connection

| Insert | Designation | Order No. |
|---|---|---|
| Male | HDC HE 16 MP | 1873570000 |
| Female | HDC HE 16 FP | 1873560000 |

### Crimp connection

| Insert | Designation | Order No. |
|---|---|---|
| Male | HDC HE 16 MC | 1207900000 |
| Female | HDC HE 16 FC | 1208000000 |

### Dimensions

Male

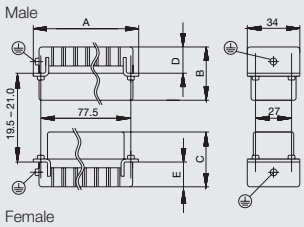


Female

| A (mm) | B (mm) | C (mm) | D (mm) | E (mm) |
|---|---|---|---|---|
| 83.30 | 33.80 | 33.20 | 19.10 | 16.50 |

### Arrangement of contacts

Male

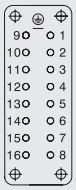


Female

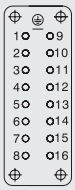


### Mounting cut-out

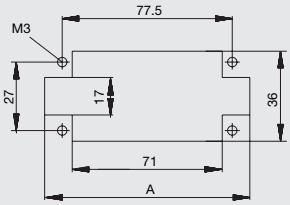


| A (mm) |
|---|
| 84.50 |

## Accessories

### Crimp contacts

Surface silver

Surface gold

| Qty. | Male | Order No. | Female | Order No. |
|---|---|---|---|---|
| 100 | HDC-C-HE-SM0.5AG | 1200500000 | HDC-C-HE-BM0.5AG | 1201100000 |
| 100 | HDC-C-HE-SM0.75-1AG | 1200600000 | HDC-C-HE-BM0.75-1AG | 1201200000 |
| 100 | HDC-C-HE-SM1.5AG | 1200700000 | HDC-C-HE-BM1.5AG | 1201300000 |
| 100 | HDC-C-HE-SM2.5AG | 1200800000 | HDC-C-HE-BM2.5AG | 1201400000 |
| 100 | HDC-C-HE-SM4.0AG | 1200900000 | HDC-C-HE-BM4.0AG | 1201500000 |
| | | | | |
| 100 | HDC-C-HE-SM0.5AU | 1651420000 | HDC-C-HE-BM0.5AU | 1651470000 |
| 100 | HDC-C-HE-SM0.75-1AU | 1651430000 | HDC-C-HE-BM0.75-1AU | 1651480000 |
| 100 | HDC-C-HE-SM1.5AU | 1651440000 | HDC-C-HE-BM1.5AU | 1651490000 |
| 100 | HDC-C-HE-SM2.5AU | 1651450000 | HDC-C-HE-BM2.5AU | 1651500000 |
| 100 | HDC-C-HE-SM4.0AU | 1651460000 | HDC-C-HE-BM4.0AU | 1651510000 |

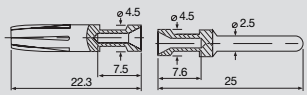


**Single contacts**

| Conductor mm² | AWG No. |
|---|---|
| 0.50 | 20 |
| 0.75-1.00 | 18 |
| 1.50 | 16 |
| 2.50 | 14 |
| 4.00 | 12 |

### Tools

| Crimping tool | Order No. |
|---|---|
| CTX CM 1.6/2.5 | 9018490000 |
| **Contact removal tool** | |
| Removal Tool HE | 1866750000 |

## Selection of Housings RockStar® IP65
## Size 6

## Hood

### Hood, Cable Entry sideways

| a | Version | Cover | b (mm) | Designation | Order No. |
|---|---|---|---|---|---|
| M 25 | with thread | | 61 | HDC 16B TSBU 1M25G | **1788180000** |
| M 25 | with thread | | 76 | HDC 40D TSBU 1M25G | **1787010000** |
| M 32 | with thread | | 76 | HDC 40D TSBU 1M32G | **1787000000** |

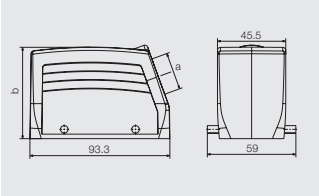


### Hood, Cable Entry at top

| a | Version | Cover | b (mm) | Designation | Order No. |
|---|---|---|---|---|---|
| M 25 | with thread | | 61 | HDC 16B TOBU 1M25G | **1788210000** |
| M 25 | with thread | | 76 | HDC 40D TOBU 1M25G | **1787070000** |
| M 32 | with thread | | 76 | HDC 40D TOBU 1M32G | **1787060000** |

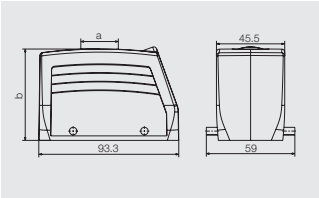


### Cover



| | Version | Designation | Order No. |
|---|---|---|---|
| | for hoods | HDC 16B DMDQ 2QB | **1665270000** |

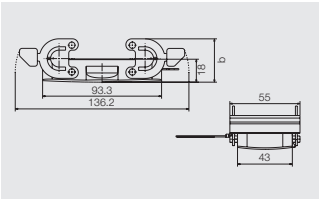


## Base

### Bulkhead housing

| | Version | Cover | b (mm) | Designation | Order No. |
|---|---|---|---|---|---|
| | | | 29 | HDC 16B ABU | **1208600000** |

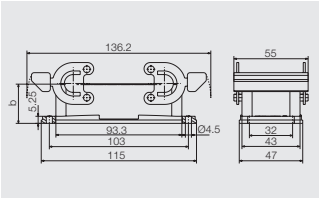


### Base housing

| a | Version | Cover | b (mm) | Designation | Order No. |
|---|---|---|---|---|---|
| M 25 | with thread | | 64 | HDC 16B SBU 2M25G | **1788240000** |
| M 25 | with thread | | 84 | HDC 40D SBU 2M25G | **1787120000** |
| M 32 | with thread | | 84 | HDC 40D SBU 2M32G | **1787110000** |

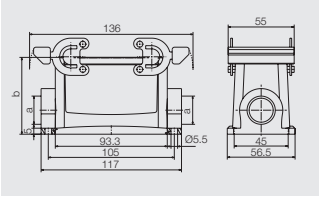


### Coupling hood

| a | Version | Cover | b (mm) | Designation | Order No. |
|---|---|---|---|---|---|
| M 25 | with thread | | 79 | HDC 40D KBU 1M25G | **1787200000** |
| M 32 | with thread | | 79 | HDC 40D KBU 1M32G | **1787190000** |

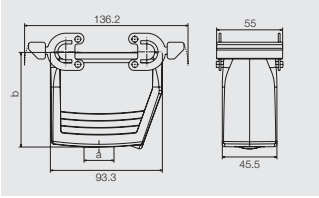


### Cover

| | Version | Designation | Order No. |
|---|---|---|---|
| | for bases | HDC 16B DODQ 4BO | **1665260000** |

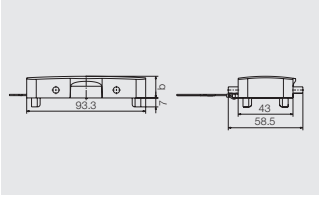

# HE series - the universal connectors

## 500 V, 16 A, Size 8

## 24 + ⏚

## Inserts

### Tension clamp connection

| Insert | Designation | Order No. |
|---|---|---|
| Male | HDC HE 24 MT | 1745850000 |
| Female | HDC HE 24 FT | 1745790000 |

### Screw connection

| Insert | Designation | Order No. |
|---|---|---|
| Male | HDC HE 24 MS | 1211100000 |
| Female | HDC HE 24 FS | 1211300000 |

### Push In connection

| Insert | Designation | Order No. |
|---|---|---|
| Male | HDC HE 24 MP | 1873590000 |
| Female | HDC HE 24 FP | 1873580000 |

### Crimp connection

| Insert | Designation | Order No. |
|---|---|---|
| Male | HDC HE 24 MC | 1211500000 |
| Female | HDC HE 24 FC | 1211600000 |

### Dimensions

Male

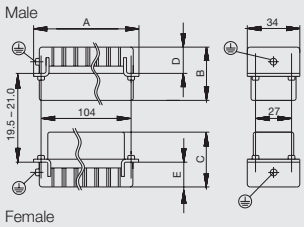


Female

| A (mm) | B (mm) | C (mm) | D (mm) | E (mm) |
|---|---|---|---|---|
| 109.80 | 33.80 | 33.20 | 19.10 | 16.50 |

### Arrangement of contacts

Male




Female

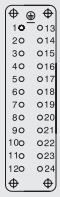


### Mounting cut-out

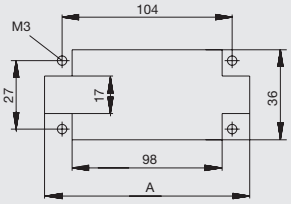


| A (mm) |
|---|
| 110.00 |

## Accessories

### Crimp contacts

Surface silver

Surface gold

| Qty. | Male | Order No. | Female | Order No. |
|---|---|---|---|---|
| 100 | HDC-C-HE-SM0.5AG | 1200500000 | HDC-C-HE-BM0.5AG | 1201100000 |
| 100 | HDC-C-HE-SM0.75-1AG | 1200600000 | HDC-C-HE-BM0.75-1AG | 1201200000 |
| 100 | HDC-C-HE-SM1.5AG | 1200700000 | HDC-C-HE-BM1.5AG | 1201300000 |
| 100 | HDC-C-HE-SM2.5AG | 1200800000 | HDC-C-HE-BM2.5AG | 1201400000 |
| 100 | HDC-C-HE-SM4.0AG | 1200900000 | HDC-C-HE-BM4.0AG | 1201500000 |
| | | | | |
| 100 | HDC-C-HE-SM0.5AU | 1651420000 | HDC-C-HE-BM0.5AU | 1651470000 |
| 100 | HDC-C-HE-SM0.75-1AU | 1651430000 | HDC-C-HE-BM0.75-1AU | 1651480000 |
| 100 | HDC-C-HE-SM1.5AU | 1651440000 | HDC-C-HE-BM1.5AU | 1651490000 |
| 100 | HDC-C-HE-SM2.5AU | 1651450000 | HDC-C-HE-BM2.5AU | 1651500000 |
| 100 | HDC-C-HE-SM4.0AU | 1651460000 | HDC-C-HE-BM4.0AU | 1651510000 |

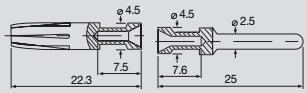


**Single contacts**

| Conductor mm² | AWG No. |
|---|---|
| 0.50 | 20 |
| 0.75-1.00 | 18 |
| 1.50 | 16 |
| 2.50 | 14 |
| 4.00 | 12 |

### Tools

| Crimping tool | Order No. |
|---|---|
| CTX CM 1.6/2.5 | 9018490000 |
| **Contact removal tool** | |
| Removal Tool HE | 1866750000 |

## Selection of Housings RockStar® IP65
## Size 8

## Hood

### Hood, Cable Entry sideways

| a | Version | Cover | b (mm) | Designation | Order No. |
|---|---|---|---|---|---|
| M 25 | with thread | | 61 | HDC 24B TSBU 1M25G | 1787760000 |
| M 32 | with thread | | 61 | HDC 24B TSBU 1M32G | 1787750000 |
| M 25 | with thread | | 76 | HDC 64D TSBU 1M25G | 1786780000 |
| M 32 | with thread | | 76 | HDC 64D TSBU 1M32G | 1786770000 |

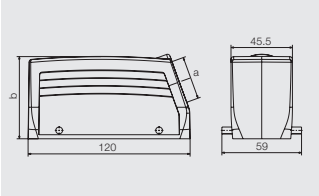


### Hood, Cable Entry at top

| a | Version | Cover | b (mm) | Designation | Order No. |
|---|---|---|---|---|---|
| M 25 | with thread | | 61 | HDC 24B TOBU 1M25G | 1787820000 |
| M 32 | with thread | | 61 | HDC 24B TOBU 1M32G | 1787810000 |
| M 32 | with thread | | 76 | HDC 64D TOBU 1M32G | 1786830000 |

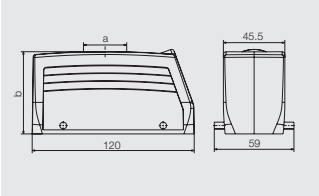


### Cover



| | Version | Designation | Order No. |
|---|---|---|---|
| | for hoods | HDC 24B DMDQ 2QB | 1665640000 |

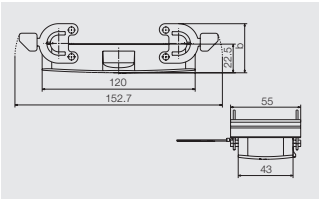


## Base

### Bulkhead housing

| | Version | Cover | b (mm) | Designation | Order No. |
|---|---|---|---|---|---|
| | | | 29.3 | HDC 24B ABU | 1212400000 |

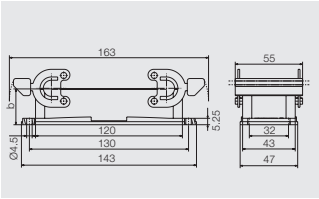


### Base housing

| a | Version | Cover | b (mm) | Designation | Order No. |
|---|---|---|---|---|---|
| M 25 | with thread | | 64 | HDC 24B SBU 2M25G | 1787870000 |
| M 25 | with thread | | 84 | HDC 64D SBU 2M25G | 1786890000 |
| M 32 | with thread | | 84 | HDC 64D SBU 2M32G | 1786880000 |

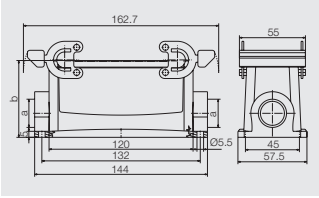


### Coupling hood

| a | Version | Cover | b (mm) | Designation | Order No. |
|---|---|---|---|---|---|
| M 25 | with thread | | 65 | HDC 24B KBU 1M25G | 1787920000 |
| M 32 | with thread | | 79 | HDC 64D KBU 1M32G | 1786960000 |

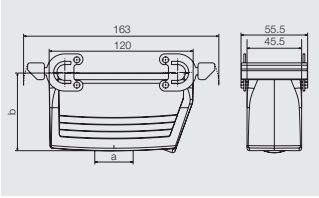


### Cover

| | Version | Designation | Order No. |
|---|---|---|---|
| | for bases | HDC 24B DODQ 4BO | 1665630000 |

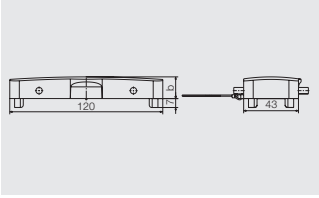

# HE series - the universal connectors

## 500 V, 16 A, Size 10

32 + ⏚

## Inserts

### Tension clamp connection

| Insert | Designation | Order No. |
|---|---|---|
| Male | HDC HE 16 MT | 1745840000 |
| Female | HDC HE 16 FT | 1745780000 |
| Male | HDC HE 16 MT 17-32 | 1745860000 |
| Female | HDC HE 16 FT 17-32 | 1745800000 |

### Screw connection

| Insert | Designation | Order No. |
|---|---|---|
| Male | HDC HE 16 MS | 1207500000 |
| Female | HDC HE 16 FS | 1207700000 |
| Male | HDC HE 16 MS 17-32 | 1215700000 |
| Female | HDC HE 16 FS 17-32 | 1216100000 |

### Push In connection




| Insert | Designation | Order No. |
|---|---|---|
| Male | HDC HE 16 MP | 1873570000 |
| Female | HDC HE 16 FP | 1873560000 |
| Male | HDC HE 16 MP 17-32 | 1875800000 |
| Female | HDC HE 16 FP 17-32 | 1875740000 |

### Crimp connection

| Insert | Designation | Order No. |
|---|---|---|
| Male | HDC HE 16 MC | 1207900000 |
| Female | HDC HE 16 FC | 1208000000 |
| Male | HDC HE 16 MC 17-32 | 1216500000 |
| Female | HDC HE 16 FC 17-32 | 1216700000 |

### Dimensions

Male

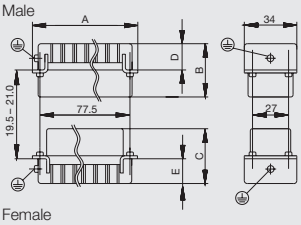


Female

| A (mm) | B (mm) | C (mm) | D (mm) | E (mm) |
|---|---|---|---|---|
| 83.30 | 33.80 | 33.20 | 19.10 | 16.50 |

### Arrangement of contacts

Male

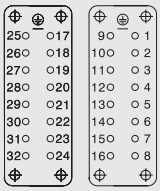


Female

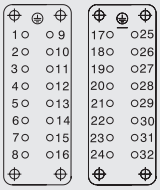


### Mounting cut-out

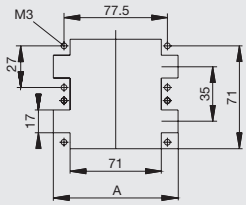


| A (mm) |
|---|
| 84.50 |

## Accessories

### Crimp contacts

Surface silver

Surface gold

| Qty. | Male | Order No. | Female | Order No. |
|---|---|---|---|---|
| 100 | HDC-C-HE-SM0.5AG | 1200500000 | HDC-C-HE-BM0.5AG | 1201100000 |
| 100 | HDC-C-HE-SM0.75-1AG | 1200600000 | HDC-C-HE-BM0.75-1AG | 1201200000 |
| 100 | HDC-C-HE-SM1.5AG | 1200700000 | HDC-C-HE-BM1.5AG | 1201300000 |
| 100 | HDC-C-HE-SM2.5AG | 1200800000 | HDC-C-HE-BM2.5AG | 1201400000 |
| 100 | HDC-C-HE-SM4.0AG | 1200900000 | HDC-C-HE-BM4.0AG | 1201500000 |
| | | | | |
| 100 | HDC-C-HE-SM0.5AU | 1651420000 | HDC-C-HE-BM0.5AU | 1651470000 |
| 100 | HDC-C-HE-SM0.75-1AU | 1651430000 | HDC-C-HE-BM0.75-1AU | 1651480000 |
| 100 | HDC-C-HE-SM1.5AU | 1651440000 | HDC-C-HE-BM1.5AU | 1651490000 |
| 100 | HDC-C-HE-SM2.5AU | 1651450000 | HDC-C-HE-BM2.5AU | 1651500000 |
| 100 | HDC-C-HE-SM4.0AU | 1651460000 | HDC-C-HE-BM4.0AU | 1651510000 |

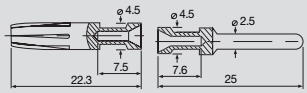


**Single contacts**

| Conductor mm² | AWG No. |
|---|---|
| 0.50 | 20 |
| 0.75-1.00 | 18 |
| 1.50 | 16 |
| 2.50 | 14 |
| 4.00 | 12 |

### Tools

| Crimping tool | Order No. |
|---|---|
| CTX CM 1.6/2.5 | 9018490000 |
| **Contact removal tool** | |
| Removal Tool HE | 1866750000 |

## Selection of Housings RockStar® IP65
## Size 10

## Hood

### Hood, Cable Entry sideways

| a | Version | Cover | b (mm) | Designation | Order No. |
|---|---|---|---|---|---|
| M 32 | with thread | | 79 | HDC 32B TSLU 1M32G | **1788420000** |

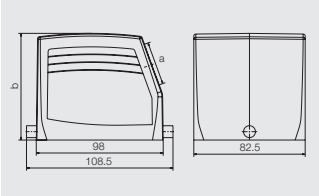


## Base

### Bulkhead housing

| | Version | Cover | b (mm) | Designation | Order No. |
|---|---|---|---|---|---|
| | | with cover | 55 | HDC 32B ADLU | **1219800000** |
| | | | 38 | HDC 32B ALU | **1219500000** |

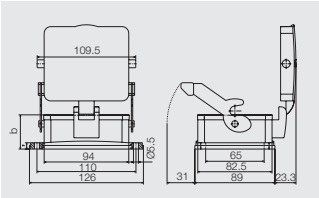


### Base housing

| a | Version | Cover | b (mm) | Designation | Order No. |
|---|---|---|---|---|---|
| M 32 | with thread | with cover | 96 | HDC 32B SDLU 2M32G | **1788490000** |
| M 32 | with thread | | 79 | HDC 32B SLU 2M32G | **1788470000** |

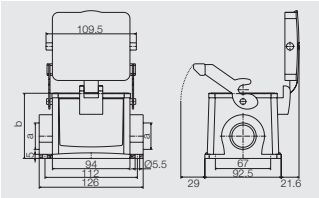


### Coupling hood

| a | Version | Cover | b (mm) | Designation | Order No. |
|---|---|---|---|---|---|
| M 32 | with thread | | 83 | HDC 32B KLU 1M32G | **1788500000** |

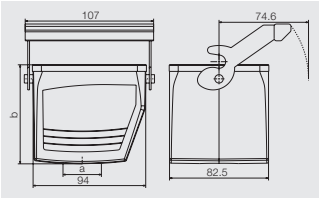

# HE series - the universal connectors

## 500 V, 16 A, Size 12

48 + ⏚

## Inserts

### Tension clamp connection



| Insert | Designation | Order No. |
|---|---|---|
| Male | HDC HE 24 MT | **1745850000** |
| Female | HDC HE 24 FT | **1745790000** |
| Male | HDC HE 24 MT 25-48 | **1745870000** |
| Female | HDC HE 24 FT 25-48 | **1745810000** |

### Screw connection



| Insert | Designation | Order No. |
|---|---|---|
| Male | HDC HE 24 MS | **1211100000** |
| Female | HDC HE 24 FS | **1211300000** |
| Male | HDC HE 24 MS 25-48 | **1220800000** |
| Female | HDC HE 24 FS 25-48 | **1221200000** |

### Push In connection




| Insert | Designation | Order No. |
|---|---|---|
| Male | HDC HE 24 MP | **1873590000** |
| Female | HDC HE 24 FP | **1873580000** |
| Male | HDC HE 24 MP 25-48 | **1875890000** |
| Female | HDC HE 24 FP 25-48 | **1875850000** |

### Crimp connection



| Insert | Designation | Order No. |
|---|---|---|
| Male | HDC HE 24 MC | **1211500000** |
| Female | HDC HE 24 FC | **1211600000** |
| Male | HDC HE 24 MC 25-48 | **1226400000** |
| Female | HDC HE 24 FC 25-48 | **1226600000** |

### Dimensions

Male

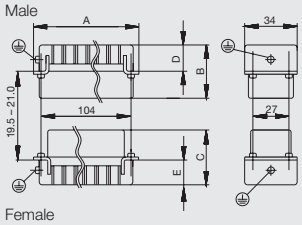


Female

| A (mm) | B (mm) | C (mm) | D (mm) | E (mm) |
|---|---|---|---|---|
| 109.80 | 33.80 | 33.20 | 19.10 | 16.50 |

### Arrangement of contacts

Male

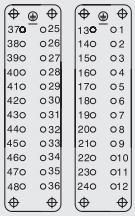


Female

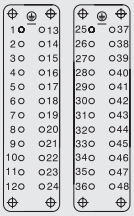


### Mounting cut-out

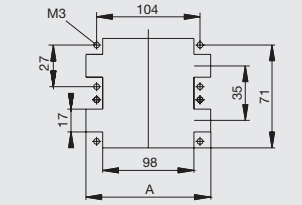


| A (mm) | B (mm) | C (mm) | D (mm) | E (mm) |
|---|---|---|---|---|
| 111.00 | | | | |

## Accessories

### Crimp contacts

Surface silver

Surface gold

| Qty. | Male | Order No. | Female | Order No. |
|---|---|---|---|---|
| 100 | HDC-C-HE-SM0.5AG | **1200500000** | HDC-C-HE-BM0.5AG | **1201100000** |
| 100 | HDC-C-HE-SM0.75-1AG | **1200600000** | HDC-C-HE-BM0.75-1AG | **1201200000** |
| 100 | HDC-C-HE-SM1.5AG | **1200700000** | HDC-C-HE-BM1.5AG | **1201300000** |
| 100 | HDC-C-HE-SM2.5AG | **1200800000** | HDC-C-HE-BM2.5AG | **1201400000** |
| 100 | HDC-C-HE-SM4.0AG | **1200900000** | HDC-C-HE-BM4.0AG | **1201500000** |
| | | | | |
| 100 | HDC-C-HE-SM0.5AU | **1651420000** | HDC-C-HE-BM0.5AU | **1651470000** |
| 100 | HDC-C-HE-SM0.75-1AU | **1651430000** | HDC-C-HE-BM0.75-1AU | **1651480000** |
| 100 | HDC-C-HE-SM1.5AU | **1651440000** | HDC-C-HE-BM1.5AU | **1651490000** |
| 100 | HDC-C-HE-SM2.5AU | **1651450000** | HDC-C-HE-BM2.5AU | **1651500000** |
| 100 | HDC-C-HE-SM4.0AU | **1651460000** | HDC-C-HE-BM4.0AU | **1651510000** |

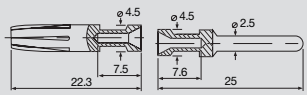


**Single contacts**

| Conductor mm² | AWG No. |
|---|---|
| 0.50 | 20 |
| 0.75-1.00 | 18 |
| 1.50 | 16 |
| 2.50 | 14 |
| 4.00 | 12 |

### Tools

| Crimping tool | Order No. |
|---|---|
| CTX CM 1.6/2.5 | **9018490000** |
| **Contact removal tool** | |
| Removal Tool HE | **1866750000** |

## Selection of Housings RockStar® IP65
## Size 12

## Hood

### Hood, Cable Entry sideways

| a | Version | Cover | b (mm) | Designation | Order No. |
|---|---|---|---|---|---|
| M 32 | with thread | | 94 | HDC 48B TSLU 1M32G | **1788320000** |
| M 40 | with thread | | 94 | HDC 48B TSLU 1M40G | **1788310000** |
| M 50 | with thread | | 94 | HDC 48B TSLU 1M50G | **1788300000** |

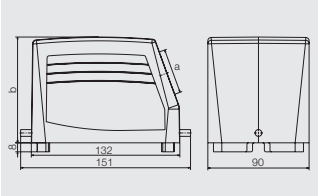


### Hood, Cable Entry at top

| a | Version | Cover | b (mm) | Designation | Order No. |
|---|---|---|---|---|---|
| M 32 | with thread | | 94 | HDC 48B TOLU 1M32G | **1788350000** |
| M 50 | with thread | | 94 | HDC 48B TOLU 1M50G | **1788330000** |

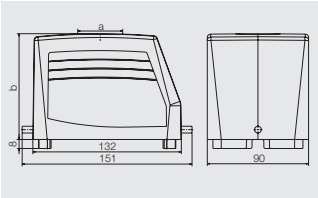


## Base

### Bulkhead housing

| | Version | Cover | b (mm) | Designation | Order No. |
|---|---|---|---|---|---|
| | | with cover | 62 | HDC 48B ADLU | **1222900000** |

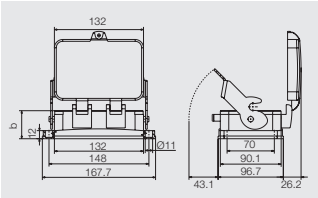


### Base housing

| a | Version | Cover | b (mm) | Designation | Order No. |
|---|---|---|---|---|---|
| M 32 | with thread | with cover | 120 | HDC 48B SDLU 2M32G | **1788390000** |
| M 32 | with thread | | 100 | HDC 48B SLU 2M32G | **1788370000** |
| M 40 | with thread | | 100 | HDC 48B SLU 2M40G | **1788360000** |

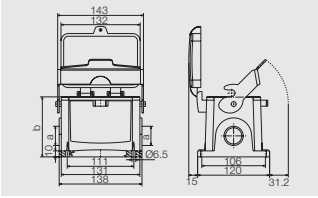

# HEE series – high contact density

The HEE series has a high contact density and its design is based on the proven HE inserts.



## Technical data

| | |
|---|---|
| **Standards / approvals** | |
| Standards | DIN EN 61984 |
| | DIN EN 60664-1 |
| Approvals | UL/CSA |
| **Inserts** | |
| No. of poles | 10, 18, 32, 46 (+PE) |
| Rated voltage | 500 V |
| Rated voltage to UL/CSA | 600 V |
| Rated current | 16 A |
| Rated impulse withstand voltage | 6 KV |
| Pollution severity | 3 |
| Insulation resistance | $\geq 10^{10}\ \Omega$ |
| Material | Glass-fibre reinforced PC (in UL list and approved for railway applications) |
| Temperature range | –40 °C ... +125 °C |
| Flammability to UL 94 | V – 0 |
| Mechanical service life | |
| – Plugging cycles Ag - Surface | ≥ 500 |
| – Plugging cycles Au - Surface | ≥ 500 |
| Contact resistance | |
| Crimp connection | ≤ 4 mΩ |
| **Contacts / Material** | |
| Sockets and plug-in contact | Copper alloy |
| Surface | Passivated silver, or 0.8 µm gold on 2 µm nickel |
| Crimp connection | |
| – Flexible conductor connection | 0.5 - 4 mm² (AWG 20 … 12) |
| – Stripping length | 7,5 mm |
| Clamping torque | |
| – Screw connection | |
| SD blades | |
| – Screw connection | |
| – Push In | |
| – Tension clamp connection | |
| PE connection | |
| – Clamping range | 0.5 … 4 mm² |
| – solid / stranded | 0.5 … 4 mm² / 0.5 … 4 mm² |
| – flexible / flexible with wire end ferrule, DIN 46228 pt. 1 | 0.5 … 4 mm² / 0.5 … 4 mm² |
| – AWG conductor | AWG 20 .. 12 |
| – Stripping length | 10 mm |
| – Clamping torque | 1.2 … 1.5 Nm |
| – Blade dimensions | SD 0.8 x 4 mm or PZ 1 |

**Note:** Switch off power supply before handling plug-in connectors.
If crimped with a 4 mm² conductor, the current rating is:
For HEE 10 = 31 A, for HEE 18 = 28 A, for HEE 32 for 46 pole = 25 A

**Derating curves**

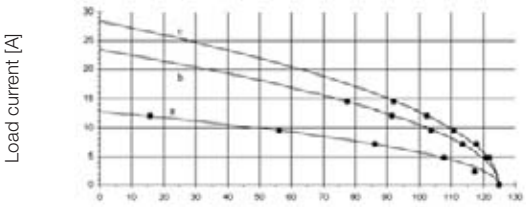


**HEE 10-pole** Ambient temperature [°C]

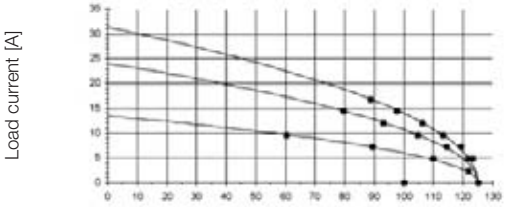


**HEE 18-pole** Ambient temperature [°C]

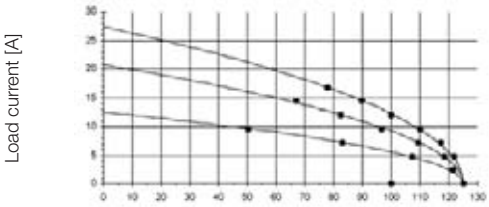


**HEE 32-pole** Ambient temperature [°C]

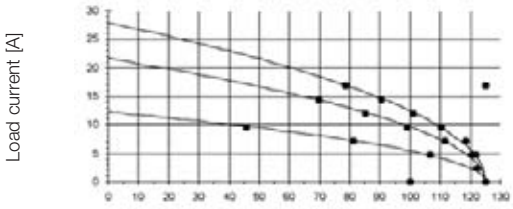


**HEE 46-pole** Ambient temperature [°C]

Curve a: 0.5 mm² conductor
Curve b: 2.5 mm² conductor
Curve c: 4.0 mm² conductor

## Overview

| | | Rated voltage | Rated current | No. of poles | Tension clamp connection | Screw conn. with wire guard spring | Crimp connection | Push In | Axial screw connection | Page |
|---|---|---|---|---|---|---|---|---|---|---|
| | | 500 V | 16 A | 10 + ⏚ | | | • | | | B.32 |
| | | 500 V | 16 A | 18 + ⏚ | | | • | | | B.34 |
| | | 500 V | 16 A | 32 + ⏚ | | | • | | | B.36 |
| | | 500 V | 16 A | 46 + ⏚ | | | • | | | B.38 |

# HEE series - high contact density

## 500 V, 16 A, Size 3

10 + ⏚

## Inserts

### Crimp connection

| Insert | Designation | Order No. |
|---|---|---|
| Male | HDC HEE 10 SCM | **1826830000** |
| Female | HDC HEE 10 BCM | **1826840000** |

### Dimensions

Male

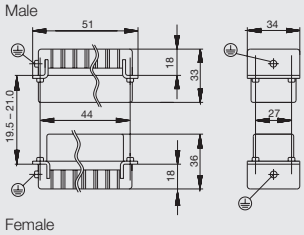


Female

### Arrangement of contacts

Male

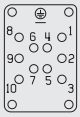


Female

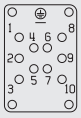


### Mounting cut-out

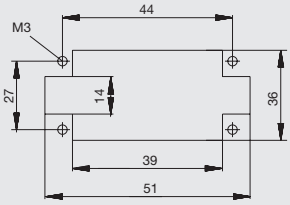


## Accessories

### Crimp contacts

Surface silver

Surface gold

| Qty. | Male | Order No. | Female | Order No. |
|---|---|---|---|---|
| 100 | HDC-C-HE-SM0.5AG | **1200500000** | HDC-C-HE-BM0.5AG | **1201100000** |
| 100 | HDC-C-HE-SM0.75-1AG | **1200600000** | HDC-C-HE-BM0.75-1AG | **1201200000** |
| 100 | HDC-C-HE-SM1.5AG | **1200700000** | HDC-C-HE-BM1.5AG | **1201300000** |
| 100 | HDC-C-HE-SM2.5AG | **1200800000** | HDC-C-HE-BM2.5AG | **1201400000** |
| 100 | HDC-C-HE-SM4.0AG | **1200900000** | HDC-C-HE-BM4.0AG | **1201500000** |
| | | | | |
| 100 | HDC-C-HE-SM0.5AU | **1651420000** | HDC-C-HE-BM0.5AU | **1651470000** |
| 100 | HDC-C-HE-SM0.75-1AU | **1651430000** | HDC-C-HE-BM0.75-1AU | **1651480000** |
| 100 | HDC-C-HE-SM1.5AU | **1651440000** | HDC-C-HE-BM1.5AU | **1651490000** |
| 100 | HDC-C-HE-SM2.5AU | **1651450000** | HDC-C-HE-BM2.5AU | **1651500000** |
| 100 | HDC-C-HE-SM4.0AU | **1651460000** | HDC-C-HE-BM4.0AU | **1651510000** |

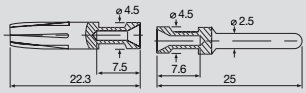


**Single contacts**

| Conductor mm² | AWG No. |
|---|---|
| 0.50 | 20 |
| 0.75-1.00 | 18 |
| 1.50 | 16 |
| 2.50 | 14 |
| 4.00 | 12 |

### Tools

| Crimping tool | Order No. |
|---|---|
| CTX CM 1.6/2.5 | **9018490000** |
| **Contact removal tool** | |
| Removal Tool HE | **1866750000** |

## Selection of Housings RockStar® IP65
## Size 3

## Hood

### Hood, Cable Entry sideways

| a | Version | Cover | b (mm) | Designation | Order No. |
|---|---|---|---|---|---|
| M 20 | with thread | | 52 | HDC 06B TSLU 1M20G | **1788100000** |
| M 20 | with thread | | 52 | HDC 06B TSLU 1M20G | **1805930000** |
| M 25 | with thread | | 52 | HDC 06B TSLU 1M25G | **1788090000** |
| M 25 | with thread | | 72 | HDC 16D TSLU 1M25G | **1787480000** |

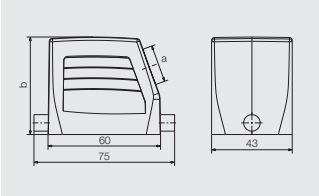


### Hood, Cable Entry at top

| a | Version | Cover | b (mm) | Designation | Order No. |
|---|---|---|---|---|---|
| M 20 | with thread | | 52 | HDC 06B TOLU 1M20G | **1788120000** |
| M 25 | with thread | | 52 | HDC 06B TOLU 1M25G | **1788110000** |
| M 25 | with thread | | 72 | HDC 16D TOLU 1M25G | **1787500000** |
| M 32 | with thread | | 72 | HDC 16D TOLU 1M32G | **1787490000** |

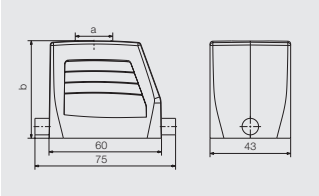


### Cover

| | Version | Designation | Order No. |
|---|---|---|---|
| | for hoods | HDC 06B DMDL 1LB | **1665210000** |

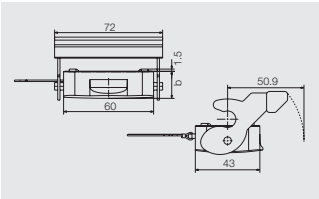


## Base

### Bulkhead housing

| | Version | Cover | b (mm) | Designation | Order No. |
|---|---|---|---|---|---|
| | | | 29 | HDC 06B ALU | **1202100000** |
| | | with cover | 47 | HDC 06B ADLU | **1202500000** |

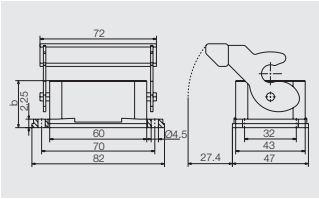


### Base housing

| a | Version | Cover | b (mm) | Designation | Order No. |
|---|---|---|---|---|---|
| M 20 | with thread | | 54 | HDC 06B SLU 2M20G | **1788140000** |
| M 20 | with thread | with cover | 72 | HDC 06B SDLU 2M20G | **1788170000** |
| M 25 | with thread | | 54 | HDC 06B SLU 2M25G | **1788130000** |
| M 25 | with thread | with cover | 72 | HDC 06B SDLU 2M25G | **1788160000** |

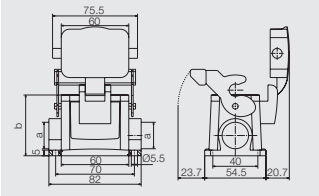


### Cover

| | Version | Designation | Order No. |
|---|---|---|---|
| | for bases | HDC 06B DODL 2BO | **1665200000** |

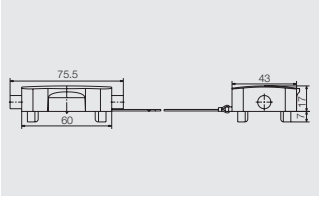

# HEE series - high contact density

## 500 V, 16 A, Size 4

18 + ⏚

## Inserts

### Crimp connection

| Insert | Designation | Order No. |
|---|---|---|
| Male | HDC HEE 18 SCM | **1826810000** |
| Female | HDC HEE 18 BCM | **1826820000** |

### Dimensions

Male

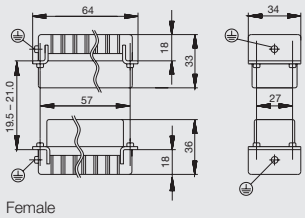


Female

### Arrangement of contacts

Male




Female

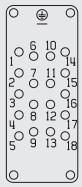


### Mounting cut-out

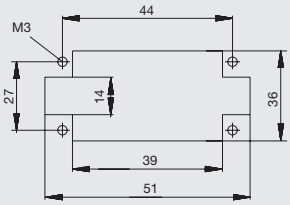


## Accessories

### Crimp contacts

Surface silver

Surface gold

| Qty. | Male | Order No. | Female | Order No. |
|---|---|---|---|---|
| 100 | HDC-C-HE-SM0.5AG | **1200500000** | HDC-C-HE-BM0.5AG | **1201100000** |
| 100 | HDC-C-HE-SM0.75-1AG | **1200600000** | HDC-C-HE-BM0.75-1AG | **1201200000** |
| 100 | HDC-C-HE-SM1.5AG | **1200700000** | HDC-C-HE-BM1.5AG | **1201300000** |
| 100 | HDC-C-HE-SM2.5AG | **1200800000** | HDC-C-HE-BM2.5AG | **1201400000** |
| 100 | HDC-C-HE-SM4.0AG | **1200900000** | HDC-C-HE-BM4.0AG | **1201500000** |
| | | | | |
| 100 | HDC-C-HE-SM0.5AU | **1651420000** | HDC-C-HE-BM0.5AU | **1651470000** |
| 100 | HDC-C-HE-SM0.75-1AU | **1651430000** | HDC-C-HE-BM0.75-1AU | **1651480000** |
| 100 | HDC-C-HE-SM1.5AU | **1651440000** | HDC-C-HE-BM1.5AU | **1651490000** |
| 100 | HDC-C-HE-SM2.5AU | **1651450000** | HDC-C-HE-BM2.5AU | **1651500000** |
| 100 | HDC-C-HE-SM4.0AU | **1651460000** | HDC-C-HE-BM4.0AU | **1651510000** |

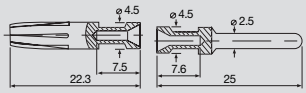


**Single contacts**

| Conductor mm² | AWG No. |
|---|---|
| 0.50 | 20 |
| 0.75-1.00 | 18 |
| 1.50 | 16 |
| 2.50 | 14 |
| 4.00 | 12 |

### Tools

| Crimping tool | Order No. |
|---|---|
| CTX CM 1.6/2.5 | **9018490000** |
| **Contact removal tool** | |
| Removal Tool HE | **1866750000** |

## Selection of Housings RockStar® IP65
## Size 4

## Hood

### Hood, Cable Entry sideways

| a | Version | Cover | b (mm) | Designation | Order No. |
|---|---|---|---|---|---|
| M 20 | with thread | | 52 | HDC 10B TSBU 1M20G | **1787560000** |
| M 25 | with thread | | 52 | HDC 10B TSBU 1M25G | **1787550000** |
| M 25 | with thread | | 72 | HDC 24D TSBU 1M25G | **1787240000** |
| M 32 | with thread | | 72 | HDC 24D TSBU 1M32G | **1787230000** |

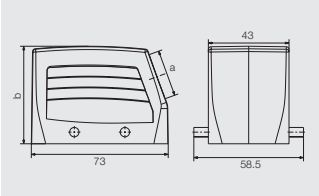


### Hood, Cable Entry at top

| a | Version | Cover | b (mm) | Designation | Order No. |
|---|---|---|---|---|---|
| M 20 | with thread | | 52 | HDC 10B TOBU 1M20G | **1787600000** |
| M 25 | with thread | | 52 | HDC 10B TOBU 1M25G | **1787590000** |
| M 25 | with thread | | 72 | HDC 24D TOBU 1M25G | **1787300000** |
| M 32 | with thread | | 72 | HDC 24D TOBU 1M32G | **1787290000** |

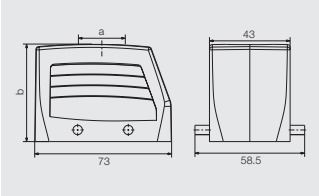


### Cover

| | Version | Designation | Order No. |
|---|---|---|---|
| | for hoods | HDC 10B DMDQ 2QB | **1665240000** |

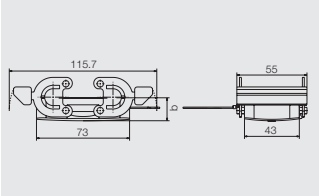


## Base

### Bulkhead housing

| | Version | Cover | b (mm) | Designation | Order No. |
|---|---|---|---|---|---|
| | | | 29.3 | HDC 10B ABU | **1205000000** |

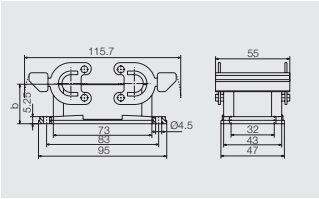


### Base housing

| a | Version | Cover | b (mm) | Designation | Order No. |
|---|---|---|---|---|---|
| M 20 | with thread | | 57 | HDC 10B SBU 2M20G | **1787640000** |
| M 25 | with thread | | 57 | HDC 10B SBU 2M25G | **1787630000** |
| M 25 | with thread | | 74 | HDC 24D SBU 2M25G | **1787350000** |
| M 32 | with thread | | 74 | HDC 24D SBU 2M32G | **1787360000** |

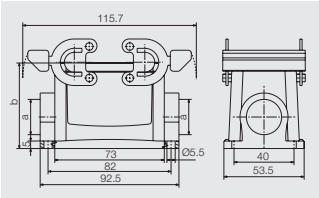


### Coupling hood

| a | Version | Cover | b (mm) | Designation | Order No. |
|---|---|---|---|---|---|
| M 20 | with thread | | 55 | HDC 10B KBU 1M20G | **1787720000** |

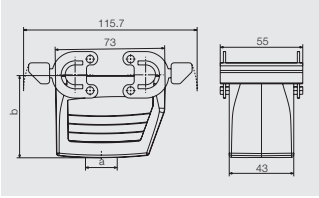


### Cover

| | Version | Designation | Order No. |
|---|---|---|---|
| | for bases | HDC 10B DODQ 4BO | **1665230000** |

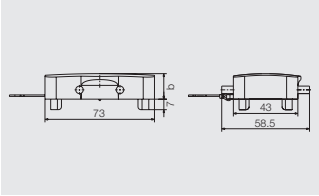

# HEE series - high contact density

## 500 V, 16 A, Size 6

32 + ⏚

## Inserts

### Crimp connection

| Insert | Designation | Order No. |
|---|---|---|
| Male | HDC HEE 32 SCM | **1826790000** |
| Female | HDC HEE 32 BCM | **1826800000** |

### Dimensions

Male

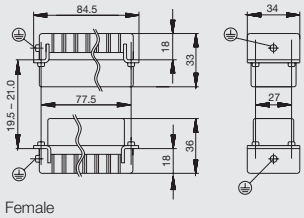


Female

### Arrangement of contacts

Male

Female

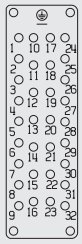

### Mounting cut-out

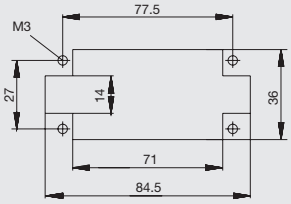


## Accessories

### Crimp contacts

Surface silver

Surface gold

| Qty. | Male | Order No. | Female | Order No. |
|---|---|---|---|---|
| 100 | HDC-C-HE-SM0.5AG | **1200500000** | HDC-C-HE-BM0.5AG | **1201100000** |
| 100 | HDC-C-HE-SM0.75-1AG | **1200600000** | HDC-C-HE-BM0.75-1AG | **1201200000** |
| 100 | HDC-C-HE-SM1.5AG | **1200700000** | HDC-C-HE-BM1.5AG | **1201300000** |
| 100 | HDC-C-HE-SM2.5AG | **1200800000** | HDC-C-HE-BM2.5AG | **1201400000** |
| 100 | HDC-C-HE-SM4.0AG | **1200900000** | HDC-C-HE-BM4.0AG | **1201500000** |
| | | | | |
| 100 | HDC-C-HE-SM0.5AU | **1651420000** | HDC-C-HE-BM0.5AU | **1651470000** |
| 100 | HDC-C-HE-SM0.75-1AU | **1651430000** | HDC-C-HE-BM0.75-1AU | **1651480000** |
| 100 | HDC-C-HE-SM1.5AU | **1651440000** | HDC-C-HE-BM1.5AU | **1651490000** |
| 100 | HDC-C-HE-SM2.5AU | **1651450000** | HDC-C-HE-BM2.5AU | **1651500000** |
| 100 | HDC-C-HE-SM4.0AU | **1651460000** | HDC-C-HE-BM4.0AU | **1651510000** |

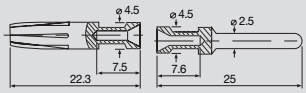


**Single contacts**

| Conductor mm² | AWG No. |
|---|---|
| 0.50 | 20 |
| 0.75-1.00 | 18 |
| 1.50 | 16 |
| 2.50 | 14 |
| 4.00 | 12 |

### Tools

| Crimping tool | Order No. |
|---|---|
| CTX CM 1.6/2.5 | **9018490000** |
| **Contact removal tool** | |
| Removal Tool HE | **1866750000** |

## Selection of Housings RockStar® IP65
## Size 6

## Hood

### Hood, Cable Entry sideways

| a | Version | Cover | b (mm) | Designation | Order No. |
|---|---|---|---|---|---|
| M 25 | with thread | | 61 | HDC 16B TSBU 1M25G | **1788180000** |
| M 25 | with thread | | 76 | HDC 40D TSBU 1M25G | **1787010000** |
| M 32 | with thread | | 76 | HDC 40D TSBU 1M32G | **1787000000** |

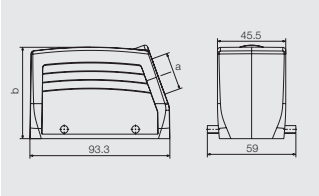


### Hood, Cable Entry at top

| a | Version | Cover | b (mm) | Designation | Order No. |
|---|---|---|---|---|---|
| M 25 | with thread | | 61 | HDC 16B TOBU 1M25G | **1788210000** |
| M 25 | with thread | | 76 | HDC 40D TOBU 1M25G | **1787070000** |
| M 32 | with thread | | 76 | HDC 40D TOBU 1M32G | **1787060000** |

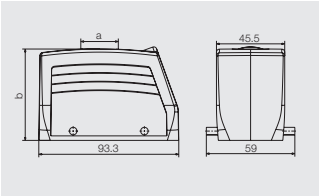


### Cover



| | Version | Designation | Order No. |
|---|---|---|---|
| | for hoods | HDC 16B DMDQ 2QB | **1665270000** |

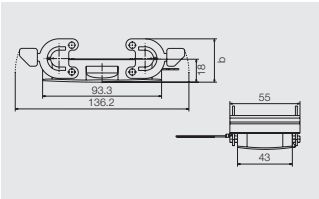


## Base

### Bulkhead housing

| | Version | Cover | b (mm) | Designation | Order No. |
|---|---|---|---|---|---|
| | | | 29 | HDC 16B ABU | **1208600000** |

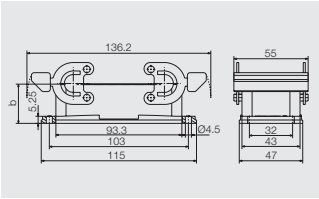


### Base housing

| a | Version | Cover | b (mm) | Designation | Order No. |
|---|---|---|---|---|---|
| M 25 | with thread | | 64 | HDC 16B SBU 2M25G | **1788240000** |
| M 25 | with thread | | 84 | HDC 40D SBU 2M25G | **1787120000** |
| M 32 | with thread | | 84 | HDC 40D SBU 2M32G | **1787110000** |

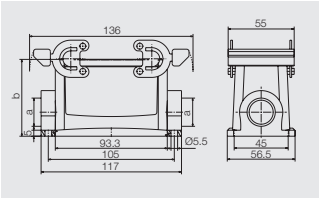


### Coupling hood

| a | Version | Cover | b (mm) | Designation | Order No. |
|---|---|---|---|---|---|
| M 25 | with thread | | 79 | HDC 40D KBU 1M25G | **1787200000** |
| M 32 | with thread | | 79 | HDC 40D KBU 1M32G | **1787190000** |

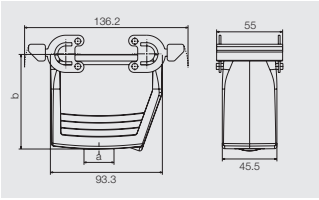


### Cover

| | Version | Designation | Order No. |
|---|---|---|---|
| | for bases | HDC 16B DODQ 4BO | **1665260000** |

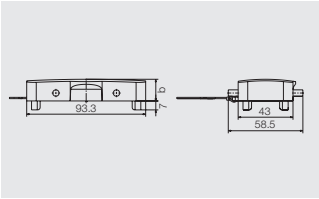

# HEE series - high contact density

## 500 V, 16 A, Size 8

46 + ⏚

## Inserts

### Crimp connection

| Insert | Designation | Order No. |
|---|---|---|
| Male | HDC HEE 46 SCM | **1826770000** |
| Female | HDC HEE 46 BCM | **1826780000** |

**Dimensions**

Male

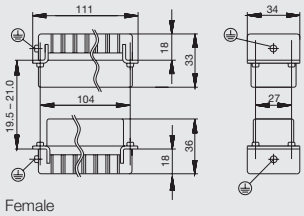


Female

**Arrangement of contacts**

Male

Female

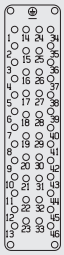

**Mounting cut-out**

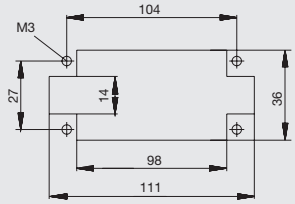


## Accessories

### Crimp contacts

Surface silver

Surface gold

| Qty. | Male | Order No. | Female | Order No. |
|---|---|---|---|---|
| 100 | HDC-C-HE-SM0.5AG | **1200500000** | HDC-C-HE-BM0.5AG | **1201100000** |
| 100 | HDC-C-HE-SM0.75-1AG | **1200600000** | HDC-C-HE-BM0.75-1AG | **1201200000** |
| 100 | HDC-C-HE-SM1.5AG | **1200700000** | HDC-C-HE-BM1.5AG | **1201300000** |
| 100 | HDC-C-HE-SM2.5AG | **1200800000** | HDC-C-HE-BM2.5AG | **1201400000** |
| 100 | HDC-C-HE-SM4.0AG | **1200900000** | HDC-C-HE-BM4.0AG | **1201500000** |
| | | | | |
| 100 | HDC-C-HE-SM0.5AU | **1651420000** | HDC-C-HE-BM0.5AU | **1651470000** |
| 100 | HDC-C-HE-SM0.75-1AU | **1651430000** | HDC-C-HE-BM0.75-1AU | **1651480000** |
| 100 | HDC-C-HE-SM1.5AU | **1651440000** | HDC-C-HE-BM1.5AU | **1651490000** |
| 100 | HDC-C-HE-SM2.5AU | **1651450000** | HDC-C-HE-BM2.5AU | **1651500000** |
| 100 | HDC-C-HE-SM4.0AU | **1651460000** | HDC-C-HE-BM4.0AU | **1651510000** |

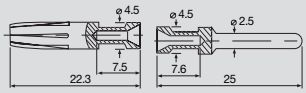


**Single contacts**

| Conductor mm² | AWG No. |
|---|---|
| 0.50 | 20 |
| 0.75-1.00 | 18 |
| 1.50 | 16 |
| 2.50 | 14 |
| 4.00 | 12 |

### Tools

| Crimping tool | Order No. |
|---|---|
| CTX CM 1.6/2.5 | **9018490000** |
| **Contact removal tool** | |
| Removal Tool HE | **1866750000** |

## Selection of Housings RockStar® IP65
## Size 8

## Hood

### Hood, Cable Entry sideways

| a | Version | Cover | b (mm) | Designation | Order No. |
|---|---|---|---|---|---|
| M 25 | with thread | | 61 | HDC 24B TSBU 1M25G | 1787760000 |
| M 32 | with thread | | 61 | HDC 24B TSBU 1M32G | 1787750000 |
| M 25 | with thread | | 76 | HDC 64D TSBU 1M25G | 1786780000 |
| M 32 | with thread | | 76 | HDC 64D TSBU 1M32G | 1786770000 |

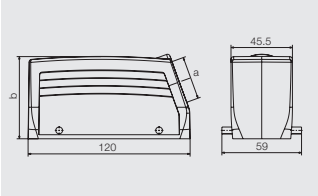


### Hood, Cable Entry at top

| a | Version | Cover | b (mm) | Designation | Order No. |
|---|---|---|---|---|---|
| M 25 | with thread | | 61 | HDC 24B TOBU 1M25G | 1787820000 |
| M 32 | with thread | | 61 | HDC 24B TOBU 1M32G | 1787810000 |
| M 32 | with thread | | 76 | HDC 64D TOBU 1M32G | 1786830000 |

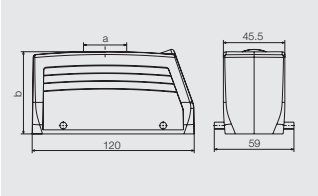


### Cover



| | Version | Designation | Order No. |
|---|---|---|---|
| | for hoods | HDC 24B DMDQ 2QB | 1665640000 |

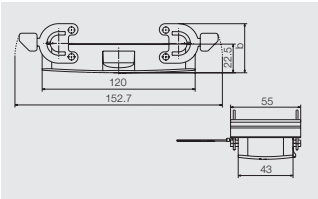


## Base

### Bulkhead housing

| | Version | Cover | b (mm) | Designation | Order No. |
|---|---|---|---|---|---|
| | | | 29.3 | HDC 24B ABU | 1212400000 |

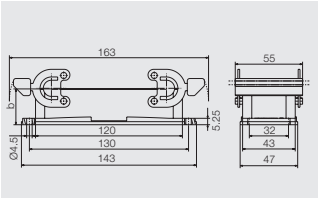


### Base housing

| a | Version | Cover | b (mm) | Designation | Order No. |
|---|---|---|---|---|---|
| M 25 | with thread | | 64 | HDC 24B SBU 2M25G | 1787870000 |
| M 25 | with thread | | 84 | HDC 64D SBU 2M25G | 1786890000 |
| M 32 | with thread | | 84 | HDC 64D SBU 2M32G | 1786880000 |

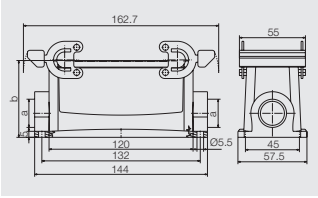


### Coupling hood

| a | Version | Cover | b (mm) | Designation | Order No. |
|---|---|---|---|---|---|
| M 25 | with thread | | 65 | HDC 24B KBU 1M25G | 1787920000 |
| M 32 | with thread | | 79 | HDC 64D KBU 1M32G | 1786960000 |

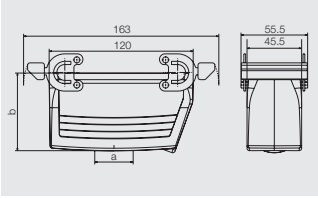


### Cover

| | Version | Designation | Order No. |
|---|---|---|---|
| | for bases | HDC 24B DODQ 4BO | 1665630000 |

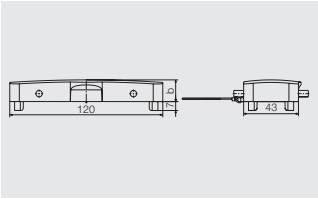

# HD series – the flexible connectors

The HD series has a high contact density and is therefore particularly suitable for signal processing. The HD insert can be fitted with turned crimp contacts or fibre optic contacts – impressive flexibility.

## Technical data

| | |
|---|---|
| **Standards / approvals** | |
| Standards | DIN EN 61984 |
| | DIN EN 60664-1 |
| Approvals | UL/CSA |
| **Inserts** | |
| No. of poles | 7, 15, 16, 20, 25, 40, 50, 64, 80, 124 (+PE), 8 |
| Rated voltage | 250 V |
| Rated voltage to UL/CSA | 600 V |
| Rated current | 10 A |
| Rated impulse withstand voltage | 4 KV |
| Pollution severity | 3 |
| Insulation resistance | ≥ $10^{10}$ Ω |
| Material | Glass-fibre reinforced PC (in UL list and approved for railway applications) |
| Temperature range | –40 °C ... +125 °C |
| Flammability to UL 94 | V – 0 |
| Mechanical service life | |
| – Plugging cycles Ag - Surface | ≥ 500 |
| – Plugging cycles Au - Surface | ≥ 500 |
| Contact resistance | |
| Crimp connection | ≤ 4 mΩ |
| **Contacts / Material** | |
| Sockets and plug-in contact | Copper alloy |
| Surface | Passivated silver, or 0.8 µm gold on 2 µm nickel |
| Crimp connection | |
| – Flexible conductor connection | 0.14 - 2.5 mm² (AWG 26 … 14) |
| – Stripping length | 8.0 mm |
| Clamping torque | |
| – Screw connection | |
| SD blades | |
| – Screw connection | |
| – Push In | |
| – Tension clamp connection | |
| PE connection | |
| – Clamping range | 0.5 … 2,5 mm² |
| – solid / stranded | 0.5 … 2,5 mm² / 0.5 … 2,5 mm² |
| – flexible / flexible with wire end ferrule, DIN 46228 pt. 1 | 0.5 … 2,5 mm² / 0.5 … 2,5 mm² |
| – AWG conductor | AWG 20 .. 14 |
| – Stripping length | 10 mm |
| – Clamping torque | 1.2 … 1.5 Nm |
| – Blade dimensions | SD 0.8 x 4 mm or PZ 1 |

**Note:** Technical data: Earthing via screw connection for inserts with ≥ 15 poles Switch off power supply before handling plug-in connectors.
When using metal housings together with the HD 7 and HD 8 inserts, the voltage rating must be limited to 42 V. The HD 8 has no earthing terminal.

**Derating curves**

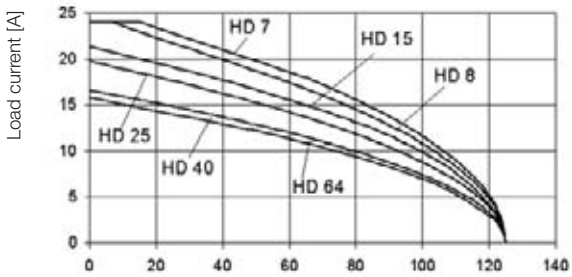


**HD crimp turned 1.5 mm²** Ambient temperature [°C]

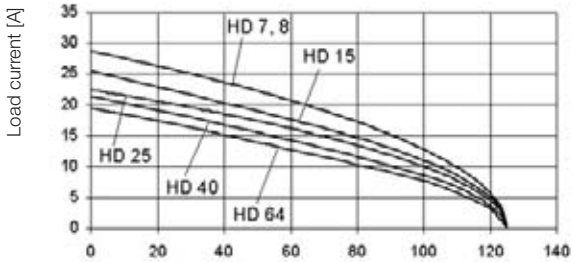


**HD crimp turned 2.5 mm²** Ambient temperature [°C]

## Overview

| | | Rated voltage | Rated current | No. of poles | Tension clamp connection | Screw conn. with wire guard spring | Crimp connection | Push In | Axial screw connection | Page |
|---|---|---|---|---|---|---|---|---|---|---|
| | | 250 V | 10 A | 7 + ⏚ | | | • | | | B.42 |
| | | 250 V | 10 A | 8 | | | • | | | B.44 |
| | | 250 V | 10 A | 15 + ⏚ | | | • | | | B.46 |
| | | 250 V | 10 A | 16 + ⏚ | | | • | | | B.48 |
| | | 250 V | 10 A | 24 + ⏚ | | | • | | | B.50 |
| | | 250 V | 10 A | 25 + ⏚ | | | • | | | B.52 |
| | | 250 V | 10 A | 40 + ⏚ | | | • | | | B.54 |
| | | 250 V | 10 A | 50 + ⏚ | | | • | | | B.56 |
| | | 250 V | 10 A | 64 + ⏚ | | | • | | | B.58 |
| | | 250 V | 10 A | 80 + ⏚ | | | • | | | B.60 |
| | | 250 V | 10 A | 128 + ⏚ | | | • | | | B.62 |

# HD series - the flexible connectors

## 250 V, 10 A, Size 1

7 + ⏚

## Inserts

### Crimp connection

| Insert | Designation | Order No. |
|---|---|---|
| Male | HDC HD 7 MC | **1650570000** |
| Female | HDC HD 7 FC | **1650580000** |

**Note** Reduce the voltage to 42V when using a metal housing

**Dimensions**

Male

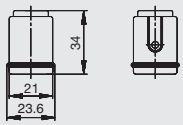


Female

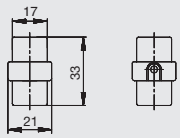


**Arrangement of contacts**

Male

Female

## Accessories

### Crimp contacts

Surface silver

Surface gold

| Qty. | Male | Order No. | Female | Order No. |
|---|---|---|---|---|
| 100 | HDC-C-HD-SM0.14-0.37AG | **1651520000** | HDC-C-HD-BM0.14-0.37AG | **1651570000** |
| 100 | HDC-C-HD-SM0.5AG | **1651530000** | HDC-C-HD-BM0.5AG | **1651580000** |
| 100 | HDC-C-HD-SM0.75-1AG | **1601750000** | HDC-C-HD-BM0.75-1AG | **1601760000** |
| 100 | HDC-C-HD-SM1.5AG | **1651550000** | HDC-C-HD-BM1.5AG | **1651600000** |
| 100 | HDC-C-HD-SM2.5AG | **1651560000** | HDC-C-HD-BM2.5AG | **1651610000** |
| | | | | |
| 100 | HDC-C-HD-SM0.14-0.37AU | **1651620000** | HDC-C-HD-BM0.14-0.37AU | **1651670000** |
| 100 | HDC-C-HD-SM0.5AU | **1651630000** | HDC-C-HD-BM0.5AU | **1651680000** |
| 100 | HDC-C-HD-SM0.75-1AU | **1651640000** | HDC-C-HD-BM0.75-1AU | **1651690000** |
| 100 | HDC-C-HD-SM1.5AU | **1651650000** | HDC-C-HD-BM1.5AU | **1651700000** |
| 100 | HDC-C-HD-SM2.5AU | **1651660000** | HDC-C-HD-BM2.5AU | **1651710000** |

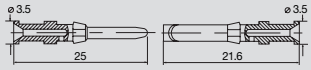


**Single contacts**

| Conductor mm² | AWG No. |
|---|---|
| 0.14 - 0.37 | 22 |
| 0.50 | 20 |
| 0.75 - 1.00 | 18 |
| 1.50 | 16 |
| 2.50 | 14 |

### Tools

| Crimping tool | Order No. |
|---|---|
| CTX CM 1.6/2.5 | **9018490000** |
| **Contact removal tool** | |
| Removal Tool HD | **1866730000** |

## Selection of Housings RockStar® IP65
## Size 1

## Hood

**material:** Diecast aluminium

### Hood, Cable Entry sideways

| a | Version | Cover | b (mm) | Designation | Order No. |
|---|---|---|---|---|---|
| M 20 | with thread | | 49.2 | HDC 04A TWLU 1M20G | **1788810000** |

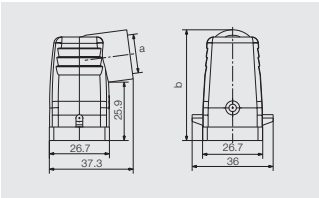


### Hood, Cable Entry at top

| a | Version | Cover | b (mm) | Designation | Order No. |
|---|---|---|---|---|---|
| M 20 | with thread | | 50 | HDC 04A TOLU 1M20G | **1788820000** |

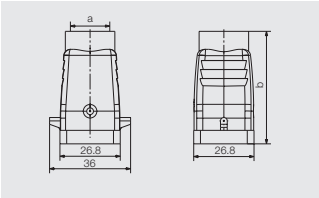


## Base

### Bulkhead housing

| | Version | Cover | b (mm) | Designation | Order No. |
|---|---|---|---|---|---|
| | | | 23 | HDC 04A ALU | **1497600000** |

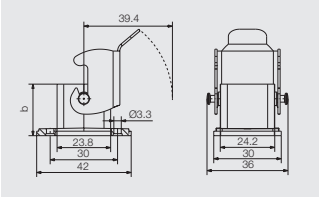


### Base housing

| a | Version | Cover | b (mm) | Designation | Order No. |
|---|---|---|---|---|---|
| M 20 | with thread | | 25.8 | HDC 04A SLU 1M20G | **1788830000** |

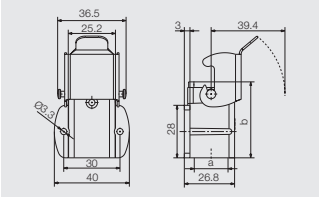


### Coupling hood

| a | Version | Cover | b (mm) | Designation | Order No. |
|---|---|---|---|---|---|
| M 20 | with thread | | 53.5 | HDC 04A KOLU 1M20G | **1788840000** |

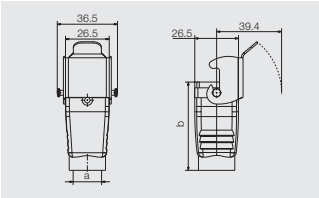


### Screw Mounting Housing

| a | Version | Cover | b (mm) | Designation | Order No. |
|---|---|---|---|---|---|
| M 20 | with thread | | 54 | HDC 04A ELU 1M20G | **1900320000** |
| PG 13,5 | with thread | | 54 | HDC 04A ELU 1PG13G | **1900330000** |
| PG 13,5 | with thread | | 54 | HDC 04A ELU 1PG13G EXI | **1900350000** |

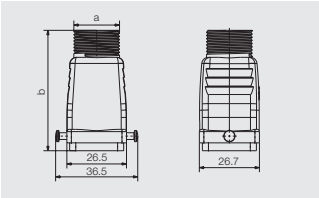


### Cover

| | Version | Designation | Order No. |
|---|---|---|---|
| | for female insert | HDC 04A DMDL 2BO | **1665750000** |
| | for male insert | HDC 04A DODL 2BO | **1665740000** |

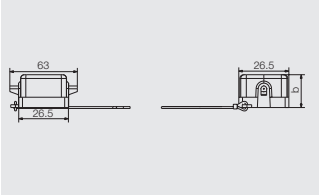

# HD series - the flexible connectors

## 250 V, 10 A, Size 1

## 8

## Inserts

### Crimp connection

| Insert | Designation | Order No. |
|---|---|---|
| Male | HDC HD 8 MC | **1650590000** |
| Female | HDC HD 8 FC | **1650600000** |

**Note** Reduce the voltage to 42V when using a metal housing

**Dimensions**

Male

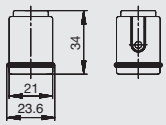


Female

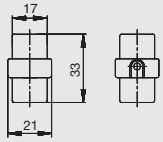


**Arrangement of contacts**

Male

Female

## Accessories

### Crimp contacts

Surface silver

Surface gold

| Qty. | Male | Order No. | Female | Order No. |
|---|---|---|---|---|
| 100 | HDC-C-HD-SM0.14-0.37AG | **1651520000** | HDC-C-HD-BM0.14-0.37AG | **1651570000** |
| 100 | HDC-C-HD-SM0.5AG | **1651530000** | HDC-C-HD-BM0.5AG | **1651580000** |
| 100 | HDC-C-HD-SM0.75-1AG | **1601750000** | HDC-C-HD-BM0.75-1AG | **1601760000** |
| 100 | HDC-C-HD-SM1.5AG | **1651550000** | HDC-C-HD-BM1.5AG | **1651600000** |
| 100 | HDC-C-HD-SM2.5AG | **1651560000** | HDC-C-HD-BM2.5AG | **1651610000** |
| | | | | |
| 100 | HDC-C-HD-SM0.14-0.37AU | **1651620000** | HDC-C-HD-BM0.14-0.37AU | **1651670000** |
| 100 | HDC-C-HD-SM0.5AU | **1651630000** | HDC-C-HD-BM0.5AU | **1651680000** |
| 100 | HDC-C-HD-SM0.75-1AU | **1651640000** | HDC-C-HD-BM0.75-1AU | **1651690000** |
| 100 | HDC-C-HD-SM1.5AU | **1651650000** | HDC-C-HD-BM1.5AU | **1651700000** |
| 100 | HDC-C-HD-SM2.5AU | **1651660000** | HDC-C-HD-BM2.5AU | **1651710000** |

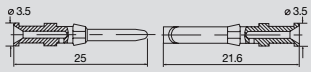


**Single contacts**

| Conductor mm² | AWG No. |
|---|---|
| 0.14 - 0.37 | 22 |
| 0.50 | 20 |
| 0.75 - 1.00 | 18 |
| 1.50 | 16 |
| 2.50 | 14 |

### Tools

| Crimping tool | Order No. |
|---|---|
| CTX CM 1.6/2.5 | **9018490000** |
| **Contact removal tool** | |
| Removal Tool HD | **1866730000** |

## Selection of Housings RockStar® IP65
## Size 1

### Hood

**material:** Diecast aluminium

#### Hood, Cable Entry sideways

| a | Version | Cover | b (mm) | Designation | Order No. |
|---|---|---|---|---|---|
| M 20 | with thread | | 49.2 | HDC 04A TWLU 1M20G | **1788810000** |

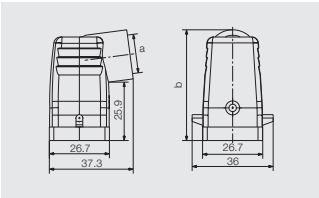


#### Hood, Cable Entry at top

| a | Version | Cover | b (mm) | Designation | Order No. |
|---|---|---|---|---|---|
| M 20 | with thread | | 50 | HDC 04A TOLU 1M20G | **1788820000** |

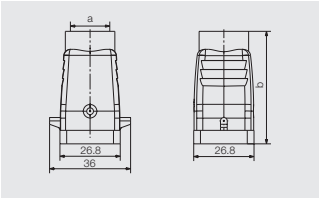


### Base

#### Bulkhead housing

| | Version | Cover | b (mm) | Designation | Order No. |
|---|---|---|---|---|---|
| | | | 23 | HDC 04A ALU | **1497600000** |

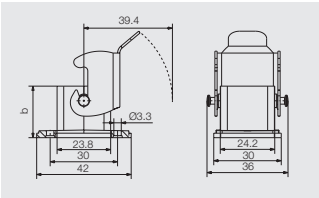


#### Base housing

| a | Version | Cover | b (mm) | Designation | Order No. |
|---|---|---|---|---|---|
| M 20 | with thread | | 25.8 | HDC 04A SLU 1M20G | **1788830000** |

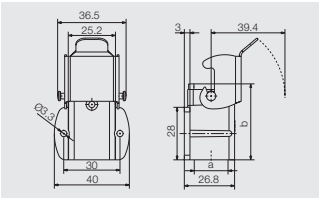


#### Coupling hood

| a | Version | Cover | b (mm) | Designation | Order No. |
|---|---|---|---|---|---|
| M 20 | with thread | | 53.5 | HDC 04A KOLU 1M20G | **1788840000** |

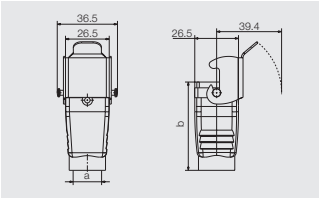


#### Screw Mounting Housing

| a | Version | Cover | b (mm) | Designation | Order No. |
|---|---|---|---|---|---|
| M 20 | with thread | | 54 | HDC 04A ELU 1M20G | **1900320000** |
| PG 13,5 | with thread | | 54 | HDC 04A ELU 1PG13G | **1900330000** |
| PG 13,5 | with thread | | 54 | HDC 04A ELU 1PG13G EXI | **1900350000** |

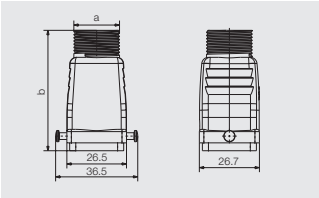


#### Cover

| | Version | | Designation | Order No. |
|---|---|---|---|---|
| | for female insert | | HDC 04A DMDL 2BO | **1665750000** |
| | for male insert | | HDC 04A DODL 2BO | **1665740000** |

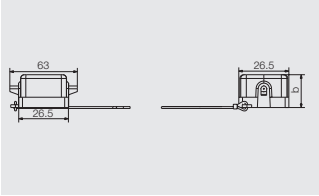

# HD series - the flexible connectors

## 250 V, 10 A, Size 2

15 + ⏚

## Inserts

### Crimp connection

| Insert | Designation | Order No. |
|---|---|---|
| Female | HDC HD 15 FC | **1650660000** |
| Male | HDC HD 15 MC | **1650650000** |

**Dimensions**

Male

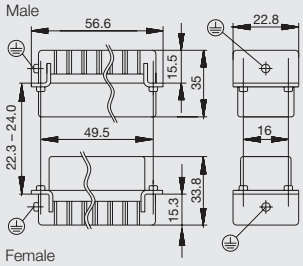


Female

**Arrangement of contacts**

Male

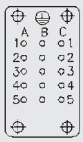


Female

**Mounting cut-out**

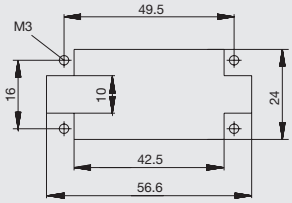


## Accessories

### Crimp contacts

Surface silver

Surface gold

| Qty. | Male | Order No. | Female | Order No. |
|---|---|---|---|---|
| 100 | HDC-C-HD-SM0.14-0.37AG | **1651520000** | HDC-C-HD-BM0.14-0.37AG | **1651570000** |
| 100 | HDC-C-HD-SM0.5AG | **1651530000** | HDC-C-HD-BM0.5AG | **1651580000** |
| 100 | HDC-C-HD-SM0.75-1AG | **1601750000** | HDC-C-HD-BM0.75-1AG | **1601760000** |
| 100 | HDC-C-HD-SM1.5AG | **1651550000** | HDC-C-HD-BM1.5AG | **1651600000** |
| 100 | HDC-C-HD-SM2.5AG | **1651560000** | HDC-C-HD-BM2.5AG | **1651610000** |
| | | | | |
| 100 | HDC-C-HD-SM0.14-0.37AU | **1651620000** | HDC-C-HD-BM0.14-0.37AU | **1651670000** |
| 100 | HDC-C-HD-SM0.5AU | **1651630000** | HDC-C-HD-BM0.5AU | **1651680000** |
| 100 | HDC-C-HD-SM0.75-1AU | **1651640000** | HDC-C-HD-BM0.75-1AU | **1651690000** |
| 100 | HDC-C-HD-SM1.5AU | **1651650000** | HDC-C-HD-BM1.5AU | **1651700000** |
| 100 | HDC-C-HD-SM2.5AU | **1651660000** | HDC-C-HD-BM2.5AU | **1651710000** |

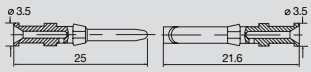


**Single contacts**

| Conductor mm² | AWG No. |
|---|---|
| 0.14 - 0.37 | 22 |
| 0.50 | 20 |
| 0.75 - 1.00 | 18 |
| 1.50 | 16 |
| 2.50 | 14 |

### Tools

| Crimping tool | Order No. |
|---|---|
| CTX CM 1.6/2.5 | **9018490000** |
| **Contact removal tool** | |
| Removal Tool HD | **1866730000** |

## Selection of Housings RockStar® IP65
## Size 2

## Hood

### Hood, Cable Entry sideways

| a | Version | Cover | b (mm) | Designation | Order No. |
|---|---|---|---|---|---|
| M 20 | with thread | | 68 | HDC 15A TSLU 1M20G | **1788860000** |
| M 25 | with thread | | 68 | HDC 15A TSLU 1M25G | **1788850000** |

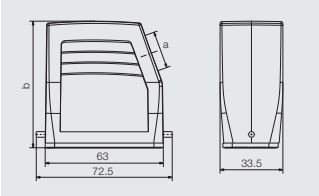


### Hood, Cable Entry at top

| a | Version | Cover | b (mm) | Designation | Order No. |
|---|---|---|---|---|---|
| M 20 | with thread | | 54 | HDC 10A TOLU 1M20G | **1788620000** |
| M 25 | with thread | | 54 | HDC 10A TOLU 1M25G | **1788610000** |

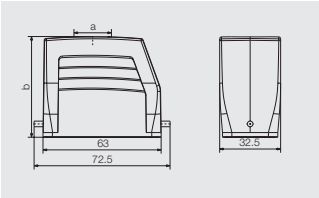


### Cover

| | Version | Designation | Order No. |
|---|---|---|---|
| | for hoods | HDC 10A DODL 1LB | **1665890000** |

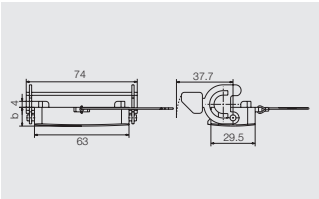


## Base

### Bulkhead housing

| | Version | Cover | b (mm) | Designation | Order No. |
|---|---|---|---|---|---|
| | | with cover | 37.5 | HDC 10A ADLU | **1664060000** |
| | | | 25 | HDC 10A ALU | **1664040000** |

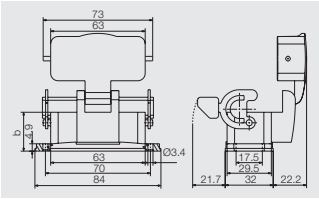


### Base housing

| a | Version | Cover | b (mm) | Designation | Order No. |
|---|---|---|---|---|---|
| M 20 | with thread | with cover | 69.5 | HDC 10A SDLU 2M20G | **1788660000** |
| M 25 | with thread | with cover | 69.5 | HDC 10A SDLU 2M25G | **1788650000** |
| M 20 | with thread | | 57 | HDC 10A SLU 2M20G | **1788640000** |
| M 25 | with thread | | 57 | HDC 10A SLU 2M25G | **1788630000** |

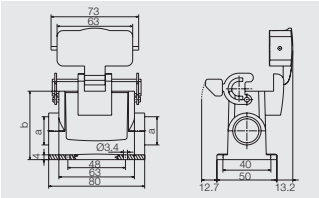


### Coupling hood

| a | Version | Cover | b (mm) | Designation | Order No. |
|---|---|---|---|---|---|
| M 25 | with thread | | 48 | HDC 10A KLU 1M25G | **1788670000** |

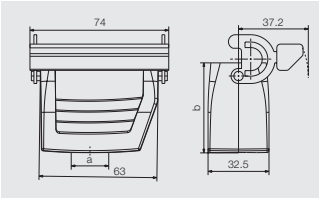


### Cover

| | Version | Designation | Order No. |
|---|---|---|---|
| | for bases | HDC 10A DMDL 2BO | **1665880000** |

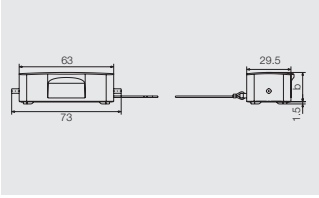

# HD series - the flexible connectors

## 250 V, 10 A, Size 3

16 + ⏚

## Inserts

### Crimp connection

| Insert | Designation | Order No. |
|---|---|---|
| Male | HDC HD 16 MC | **1650710000** |
| Female | HDC HD 16 FC | **1650720000** |

**Dimensions**

Male

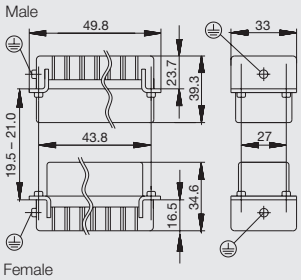


Female

**Arrangement of contacts**

Male

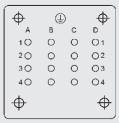


Female

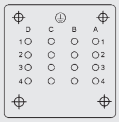


**Mounting cut-out**

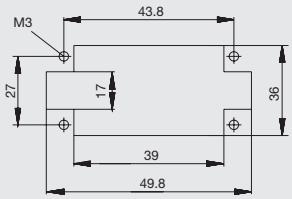


## Accessories

### Crimp contacts

Surface silver

Surface gold

| Qty. | Male | Order No. | Female | Order No. |
|---|---|---|---|---|
| 100 | HDC-C-HD-SM0.14-0.37AG | **1651520000** | HDC-C-HD-BM0.14-0.37AG | **1651570000** |
| 100 | HDC-C-HD-SM0.5AG | **1651530000** | HDC-C-HD-BM0.5AG | **1651580000** |
| 100 | HDC-C-HD-SM0.75-1AG | **1601750000** | HDC-C-HD-BM0.75-1AG | **1601760000** |
| 100 | HDC-C-HD-SM1.5AG | **1651550000** | HDC-C-HD-BM1.5AG | **1651600000** |
| 100 | HDC-C-HD-SM2.5AG | **1651560000** | HDC-C-HD-BM2.5AG | **1651610000** |
| | | | | |
| 100 | HDC-C-HD-SM0.14-0.37AU | **1651620000** | HDC-C-HD-BM0.14-0.37AU | **1651670000** |
| 100 | HDC-C-HD-SM0.5AU | **1651630000** | HDC-C-HD-BM0.5AU | **1651680000** |
| 100 | HDC-C-HD-SM0.75-1AU | **1651640000** | HDC-C-HD-BM0.75-1AU | **1651690000** |
| 100 | HDC-C-HD-SM1.5AU | **1651650000** | HDC-C-HD-BM1.5AU | **1651700000** |
| 100 | HDC-C-HD-SM2.5AU | **1651660000** | HDC-C-HD-BM2.5AU | **1651710000** |

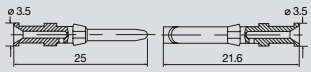


**Single contacts**

| Conductor mm² | AWG No. |
|---|---|
| 0.14 - 0.37 | 22 |
| 0.50 | 20 |
| 0.75 - 1.00 | 18 |
| 1.50 | 16 |
| 2.50 | 14 |

### Tools

| Crimping tool | Order No. |
|---|---|
| CTX CM 1.6/2.5 | **9018490000** |
| **Contact removal tool** | |
| Removal Tool HD | **1866730000** |

## Selection of Housings RockStar® IP65
## Size 3

## Hood

### Hood, Cable Entry sideways

| a | Version | Cover | b (mm) | Designation | Order No. |
|---|---|---|---|---|---|
| M 20 | with thread | | 52 | HDC 06B TSLU 1M20G | **1788100000** |
| M 20 | with thread | | 52 | HDC 06B TSLU 1M20G | **1805930000** |
| M 25 | with thread | | 52 | HDC 06B TSLU 1M25G | **1788090000** |
| M 25 | with thread | | 72 | HDC 16D TSLU 1M25G | **1787480000** |

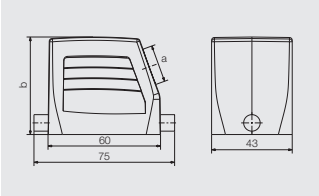


### Hood, Cable Entry at top

| a | Version | Cover | b (mm) | Designation | Order No. |
|---|---|---|---|---|---|
| M 20 | with thread | | 52 | HDC 06B TOLU 1M20G | **1788120000** |
| M 25 | with thread | | 52 | HDC 06B TOLU 1M25G | **1788110000** |
| M 25 | with thread | | 72 | HDC 16D TOLU 1M25G | **1787500000** |
| M 32 | with thread | | 72 | HDC 16D TOLU 1M32G | **1787490000** |

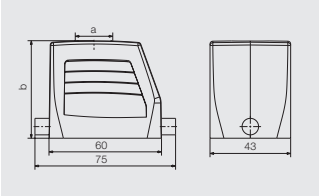


### Cover

| | Version | Designation | Order No. |
|---|---|---|---|
| | for hoods | HDC 06B DMDL 1LB | **1665210000** |

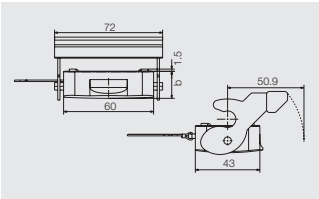


## Base

### Bulkhead housing

| | Version | Cover | b (mm) | Designation | Order No. |
|---|---|---|---|---|---|
| | | | 29 | HDC 06B ALU | **1202100000** |
| | | with cover | 47 | HDC 06B ADLU | **1202500000** |

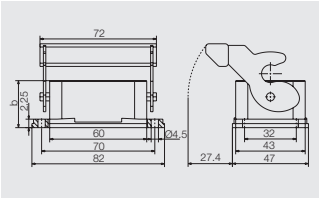


### Base housing

| a | Version | Cover | b (mm) | Designation | Order No. |
|---|---|---|---|---|---|
| M 20 | with thread | | 54 | HDC 06B SLU 2M20G | **1788140000** |
| M 20 | with thread | with cover | 72 | HDC 06B SDLU 2M20G | **1788170000** |
| M 25 | with thread | | 54 | HDC 06B SLU 2M25G | **1788130000** |
| M 25 | with thread | with cover | 72 | HDC 06B SDLU 2M25G | **1788160000** |

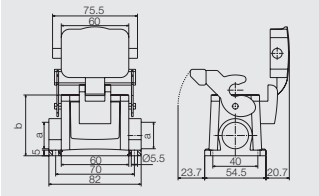


### Cover

| | Version | Designation | Order No. |
|---|---|---|---|
| | for bases | HDC 06B DODL 2BO | **1665200000** |

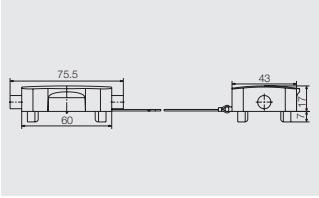

# HD series - the flexible connectors

## 250 V, 10 A, Size 4

24 + ⏚

## Inserts

### Crimp connection

| Insert | Designation | Order No. |
|---|---|---|
| Male | HDC HD 24 MC | **1650870000** |
| Female | HDC HD 24 FC | **1650890000** |

**Dimensions**

Male

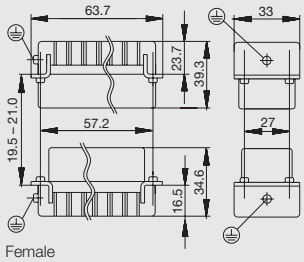


Female

**Arrangement of contacts**

Male



Female



**Mounting cut-out**

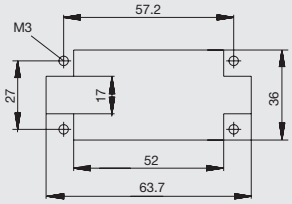


## Accessories

### Crimp contacts

Surface silver

Surface gold

| Qty. | Male | Order No. | Female | Order No. |
|---|---|---|---|---|
| 100 | HDC-C-HD-SM0.14-0.37AG | **1651520000** | HDC-C-HD-BM0.14-0.37AG | **1651570000** |
| 100 | HDC-C-HD-SM0.5AG | **1651530000** | HDC-C-HD-BM0.5AG | **1651580000** |
| 100 | HDC-C-HD-SM0.75-1AG | **1601750000** | HDC-C-HD-BM0.75-1AG | **1601760000** |
| 100 | HDC-C-HD-SM1.5AG | **1651550000** | HDC-C-HD-BM1.5AG | **1651600000** |
| 100 | HDC-C-HD-SM2.5AG | **1651560000** | HDC-C-HD-BM2.5AG | **1651610000** |
| | | | | |
| 100 | HDC-C-HD-SM0.14-0.37AU | **1651620000** | HDC-C-HD-BM0.14-0.37AU | **1651670000** |
| 100 | HDC-C-HD-SM0.5AU | **1651630000** | HDC-C-HD-BM0.5AU | **1651680000** |
| 100 | HDC-C-HD-SM0.75-1AU | **1651640000** | HDC-C-HD-BM0.75-1AU | **1651690000** |
| 100 | HDC-C-HD-SM1.5AU | **1651650000** | HDC-C-HD-BM1.5AU | **1651700000** |
| 100 | HDC-C-HD-SM2.5AU | **1651660000** | HDC-C-HD-BM2.5AU | **1651710000** |

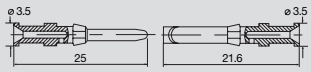


**Single contacts**

| Conductor mm² | AWG No. |
|---|---|
| 0.14 - 0.37 | 22 |
| 0.50 | 20 |
| 0.75 - 1.00 | 18 |
| 1.50 | 16 |
| 2.50 | 14 |

### Tools

| Crimping tool | Order No. |
|---|---|
| CTX CM 1.6/2.5 | **9018490000** |
| **Contact removal tool** | |
| Removal Tool HD | **1866730000** |

## Selection of Housings RockStar® IP65
## Size 4

## Hood

### Hood, Cable Entry sideways

| a | Version | Cover | b (mm) | Designation | Order No. |
|---|---|---|---|---|---|
| M 20 | with thread | | 52 | HDC 10B TSBU 1M20G | **1787560000** |
| M 25 | with thread | | 52 | HDC 10B TSBU 1M25G | **1787550000** |
| M 25 | with thread | | 72 | HDC 24D TSBU 1M25G | **1787240000** |
| M 32 | with thread | | 72 | HDC 24D TSBU 1M32G | **1787230000** |

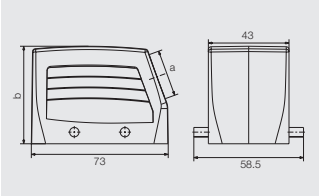


### Hood, Cable Entry at top

| a | Version | Cover | b (mm) | Designation | Order No. |
|---|---|---|---|---|---|
| M 20 | with thread | | 52 | HDC 10B TOBU 1M20G | **1787600000** |
| M 25 | with thread | | 52 | HDC 10B TOBU 1M25G | **1787590000** |
| M 25 | with thread | | 72 | HDC 24D TOBU 1M25G | **1787300000** |
| M 32 | with thread | | 72 | HDC 24D TOBU 1M32G | **1787290000** |

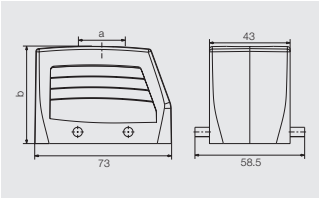


### Cover

| | Version | Designation | Order No. |
|---|---|---|---|
| | for hoods | HDC 10B DMDQ 2QB | **1665240000** |

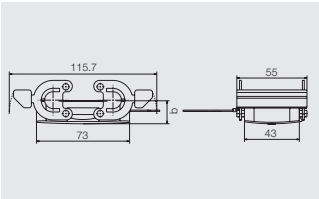


## Base

### Bulkhead housing

| | Version | Cover | b (mm) | Designation | Order No. |
|---|---|---|---|---|---|
| | | | 29.3 | HDC 10B ABU | **1205000000** |

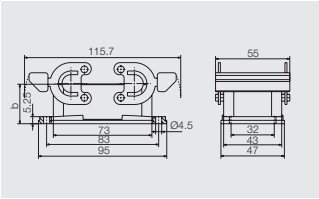


### Base housing

| a | Version | Cover | b (mm) | Designation | Order No. |
|---|---|---|---|---|---|
| M 20 | with thread | | 57 | HDC 10B SBU 2M20G | **1787640000** |
| M 25 | with thread | | 57 | HDC 10B SBU 2M25G | **1787630000** |
| M 25 | with thread | | 74 | HDC 24D SBU 2M25G | **1787350000** |
| M 32 | with thread | | 74 | HDC 24D SBU 2M32G | **1787360000** |

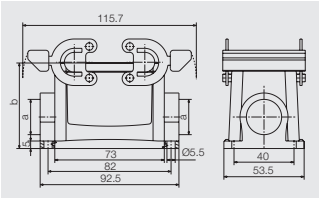


### Coupling hood

| a | Version | Cover | b (mm) | Designation | Order No. |
|---|---|---|---|---|---|
| M 20 | with thread | | 55 | HDC 10B KBU 1M20G | **1787720000** |

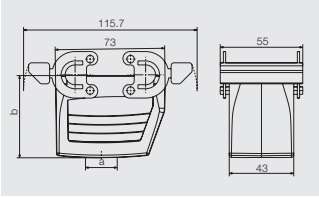


### Cover

| | Version | Designation | Order No. |
|---|---|---|---|
| | for bases | HDC 10B DODQ 4BO | **1665230000** |

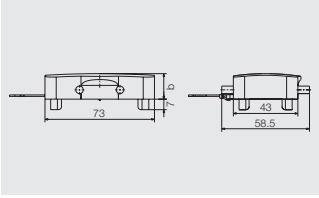

# HD series - the flexible connectors

## 250 V, 10 A, Size 5

25 + ⏚

## Inserts

### Crimp connection

| Insert | Designation | Order No. |
|---|---|---|
| Male | HDC HD 25 MC | **1650810000** |
| Female | HDC HD 25 FC | **1650820000** |

**Dimensions**

Male

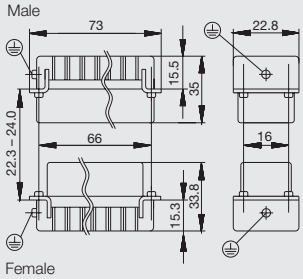


Female

**Arrangement of contacts**

Male

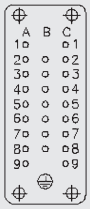


Female

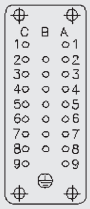


**Mounting cut-out**

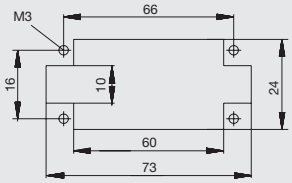


## Accessories

### Crimp contacts

Surface silver

Surface gold

| Qty. | Male | Order No. | Female | Order No. |
|---|---|---|---|---|
| 100 | HDC-C-HD-SM0.14-0.37AG | **1651520000** | HDC-C-HD-BM0.14-0.37AG | **1651570000** |
| 100 | HDC-C-HD-SM0.5AG | **1651530000** | HDC-C-HD-BM0.5AG | **1651580000** |
| 100 | HDC-C-HD-SM0.75-1AG | **1601750000** | HDC-C-HD-BM0.75-1AG | **1601760000** |
| 100 | HDC-C-HD-SM1.5AG | **1651550000** | HDC-C-HD-BM1.5AG | **1651600000** |
| 100 | HDC-C-HD-SM2.5AG | **1651560000** | HDC-C-HD-BM2.5AG | **1651610000** |
| | | | | |
| 100 | HDC-C-HD-SM0.14-0.37AU | **1651620000** | HDC-C-HD-BM0.14-0.37AU | **1651670000** |
| 100 | HDC-C-HD-SM0.5AU | **1651630000** | HDC-C-HD-BM0.5AU | **1651680000** |
| 100 | HDC-C-HD-SM0.75-1AU | **1651640000** | HDC-C-HD-BM0.75-1AU | **1651690000** |
| 100 | HDC-C-HD-SM1.5AU | **1651650000** | HDC-C-HD-BM1.5AU | **1651700000** |
| 100 | HDC-C-HD-SM2.5AU | **1651660000** | HDC-C-HD-BM2.5AU | **1651710000** |

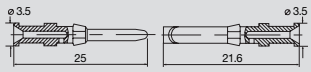


**Single contacts**

| Conductor mm² | AWG No. |
|---|---|
| 0.14 - 0.37 | 22 |
| 0.50 | 20 |
| 0.75 - 1.00 | 18 |
| 1.50 | 16 |
| 2.50 | 14 |

### Tools

| Crimping tool | Order No. |
|---|---|
| CTX CM 1.6/2.5 | **9018490000** |
| **Contact removal tool** | |
| Removal Tool HD | **1866730000** |

## Selection of Housings RockStar® IP65
## Size 5

## Hood

### Hood, Cable Entry sideways

| a | Version | Cover | b (mm) | Designation | Order No. |
|---|---|---|---|---|---|
| M 25 | with thread | | 58 | HDC 16A TSLU 1M25G | **1788740000** |
| M 20 | with thread | | 72 | HDC 25A TSLU 1M20G | **1788680000** |
| M 25 | with thread | | 72 | HDC 25A TSLU 1M25G | **1788690000** |

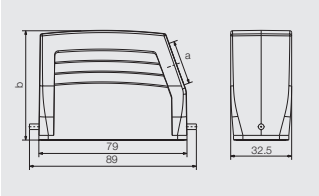


### Hood, Cable Entry at top

| a | Version | Cover | b (mm) | Designation | Order No. |
|---|---|---|---|---|---|
| M 25 | with thread | | 58 | HDC 16A TOLU 1M25G | **1788750000** |
| M 20 | with thread | | 72 | HDC 25A TOLU 1M20G | **1788710000** |
| M 25 | with thread | | 72 | HDC 25A TOLU 1M25G | **1788700000** |

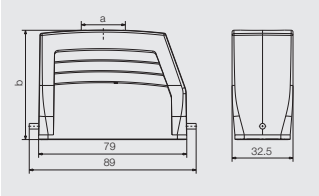


### Cover

| | Version | Designation | Order No. |
|---|---|---|---|
| | for hoods | HDC 16A DODL 1LB | **1665900000** |

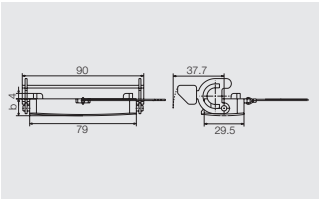


## Base

### Bulkhead housing

| | Version | Cover | b (mm) | Designation | Order No. |
|---|---|---|---|---|---|
| | | with cover | 44.5 | HDC 16A ADLU | **1664940000** |
| | | | 25 | HDC 16A ALU | **1664920000** |

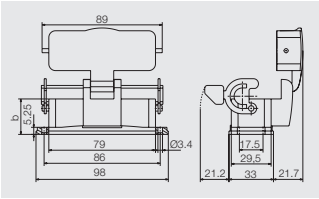


### Base housing

| a | Version | Cover | b (mm) | Designation | Order No. |
|---|---|---|---|---|---|
| M 20 | with thread | with cover | 76.5 | HDC 16A SDLU 2M20G | **1788790000** |
| M 25 | with thread | with cover | 76.5 | HDC 16A SDLU 2M25G | **1788780000** |
| M 20 | with thread | | 57 | HDC 16A SLU 2M20G | **1788770000** |
| M 25 | with thread | | 57 | HDC 16A SLU 2M25G | **1788760000** |

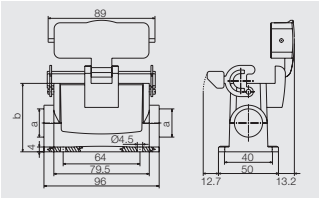


### Coupling hood

| a | Version | Cover | b (mm) | Designation | Order No. |
|---|---|---|---|---|---|
| M 25 | with thread | | 53 | HDC 16A KLU 1M25G | **1788800000** |

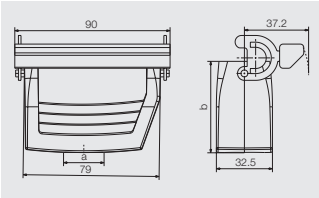


### Cover

| | Version | Designation | Order No. |
|---|---|---|---|
| | for bases | HDC 16A DMDL 2BO | **1665910000** |

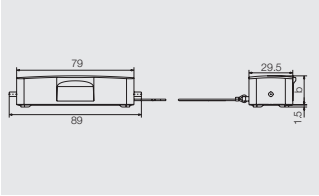

# HD series - the flexible connectors

## 250 V, 10 A, Size 6

40 + ⏚

## Inserts

### Crimp connection

| Insert | Designation | Order No. |
|---|---|---|
| Male | HDC HD 40 MC | **1601710000** |
| Female | HDC HD 40 FC | **1601730000** |

**Dimensions**

Male

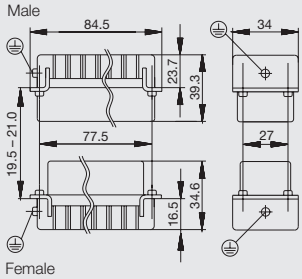


Female

**Arrangement of contacts**

Male



Female



**Mounting cut-out**

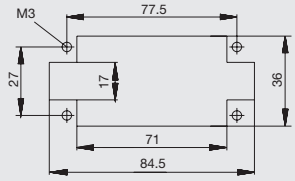


## Accessories

### Crimp contacts

Surface silver

Surface gold

| Qty. | Male | Order No. | Female | Order No. |
|---|---|---|---|---|
| 100 | HDC-C-HD-SM0.14-0.37AG | **1651520000** | HDC-C-HD-BM0.14-0.37AG | **1651570000** |
| 100 | HDC-C-HD-SM0.5AG | **1651530000** | HDC-C-HD-BM0.5AG | **1651580000** |
| 100 | HDC-C-HD-SM0.75-1AG | **1601750000** | HDC-C-HD-BM0.75-1AG | **1601760000** |
| 100 | HDC-C-HD-SM1.5AG | **1651550000** | HDC-C-HD-BM1.5AG | **1651600000** |
| 100 | HDC-C-HD-SM2.5AG | **1651560000** | HDC-C-HD-BM2.5AG | **1651610000** |
| | | | | |
| 100 | HDC-C-HD-SM0.14-0.37AU | **1651620000** | HDC-C-HD-BM0.14-0.37AU | **1651670000** |
| 100 | HDC-C-HD-SM0.5AU | **1651630000** | HDC-C-HD-BM0.5AU | **1651680000** |
| 100 | HDC-C-HD-SM0.75-1AU | **1651640000** | HDC-C-HD-BM0.75-1AU | **1651690000** |
| 100 | HDC-C-HD-SM1.5AU | **1651650000** | HDC-C-HD-BM1.5AU | **1651700000** |
| 100 | HDC-C-HD-SM2.5AU | **1651660000** | HDC-C-HD-BM2.5AU | **1651710000** |

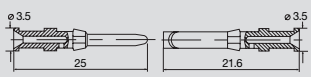


**Single contacts**

| Conductor mm² | AWG No. |
|---|---|
| 0.14 - 0.37 | 22 |
| 0.50 | 20 |
| 0.75 - 1.00 | 18 |
| 1.50 | 16 |
| 2.50 | 14 |

### Tools

| Crimping tool | Order No. |
|---|---|
| CTX CM 1.6/2.5 | **9018490000** |
| **Contact removal tool** | |
| Removal Tool HD | **1866730000** |

## Selection of Housings RockStar® IP65
## Size 6

## Hood

### Hood, Cable Entry sideways

| a | Version | Cover | b (mm) | Designation | Order No. |
|---|---|---|---|---|---|
| M 25 | with thread | | 61 | HDC 16B TSBU 1M25G | **1788180000** |
| M 25 | with thread | | 76 | HDC 40D TSBU 1M25G | **1787010000** |
| M 32 | with thread | | 76 | HDC 40D TSBU 1M32G | **1787000000** |

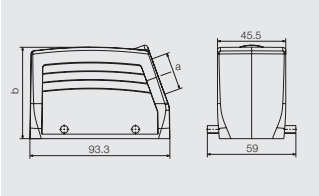


### Hood, Cable Entry at top

| a | Version | Cover | b (mm) | Designation | Order No. |
|---|---|---|---|---|---|
| M 25 | with thread | | 61 | HDC 16B TOBU 1M25G | **1788210000** |
| M 25 | with thread | | 76 | HDC 40D TOBU 1M25G | **1787070000** |
| M 32 | with thread | | 76 | HDC 40D TOBU 1M32G | **1787060000** |

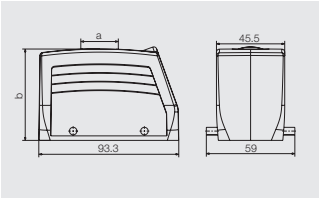


### Cover



| | Version | Designation | Order No. |
|---|---|---|---|
| | for hoods | HDC 16B DMDQ 2QB | **1665270000** |

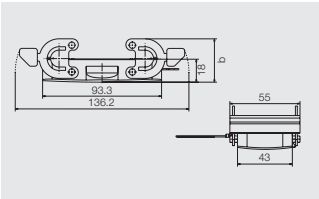


## Base

### Bulkhead housing

| | Version | Cover | b (mm) | Designation | Order No. |
|---|---|---|---|---|---|
| | | | 29 | HDC 16B ABU | **1208600000** |

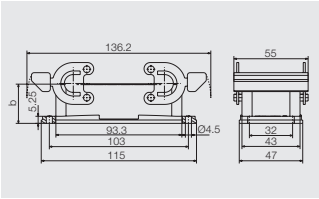


### Base housing

| a | Version | Cover | b (mm) | Designation | Order No. |
|---|---|---|---|---|---|
| M 25 | with thread | | 64 | HDC 16B SBU 2M25G | **1788240000** |
| M 25 | with thread | | 84 | HDC 40D SBU 2M25G | **1787120000** |
| M 32 | with thread | | 84 | HDC 40D SBU 2M32G | **1787110000** |

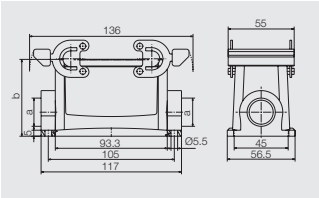


### Coupling hood

| a | Version | Cover | b (mm) | Designation | Order No. |
|---|---|---|---|---|---|
| M 25 | with thread | | 79 | HDC 40D KBU 1M25G | **1787200000** |
| M 32 | with thread | | 79 | HDC 40D KBU 1M32G | **1787190000** |

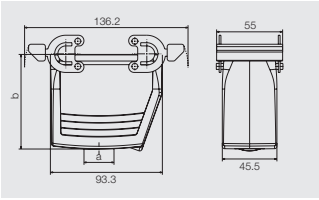


### Cover

| | Version | Designation | Order No. |
|---|---|---|---|
| | for bases | HDC 16B DODQ 4BO | **1665260000** |

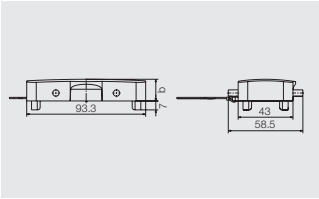

# HD series - the flexible connectors

## 250 V, 10 A, Size 7

## 50 + ⏚

## Inserts

### Crimp connection

| Insert | Designation | Order No. |
|---|---|---|
| Male | HDC HD 25 MC | **1650810000** |
| Female | HDC HD 25 FC | **1650820000** |

**Note** Please use this type of insert twice to create 50 pole units.

**Dimensions**

Male

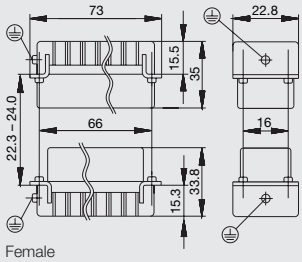


Female

**Arrangement of contacts**

Male

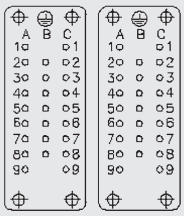


Female

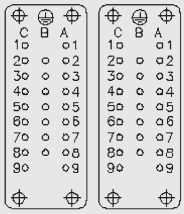


**Mounting cut-out**

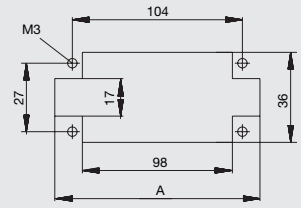


| A (mm) |
|---|
| 110.00 |

## Accessories

### Crimp contacts

Surface silver

Surface gold

| Qty. | Male | Order No. | Female | Order No. |
|---|---|---|---|---|
| 100 | HDC-C-HD-SM0.14-0.37AG | **1651520000** | HDC-C-HD-BM0.14-0.37AG | **1651570000** |
| 100 | HDC-C-HD-SM0.5AG | **1651530000** | HDC-C-HD-BM0.5AG | **1651580000** |
| 100 | HDC-C-HD-SM0.75-1AG | **1601750000** | HDC-C-HD-BM0.75-1AG | **1601760000** |
| 100 | HDC-C-HD-SM1.5AG | **1651550000** | HDC-C-HD-BM1.5AG | **1651600000** |
| 100 | HDC-C-HD-SM2.5AG | **1651560000** | HDC-C-HD-BM2.5AG | **1651610000** |
| | | | | |
| 100 | HDC-C-HD-SM0.14-0.37AU | **1651620000** | HDC-C-HD-BM0.14-0.37AU | **1651670000** |
| 100 | HDC-C-HD-SM0.5AU | **1651630000** | HDC-C-HD-BM0.5AU | **1651680000** |
| 100 | HDC-C-HD-SM0.75-1AU | **1651640000** | HDC-C-HD-BM0.75-1AU | **1651690000** |
| 100 | HDC-C-HD-SM1.5AU | **1651650000** | HDC-C-HD-BM1.5AU | **1651700000** |
| 100 | HDC-C-HD-SM2.5AU | **1651660000** | HDC-C-HD-BM2.5AU | **1651710000** |

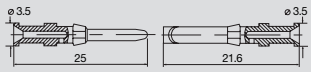


**Single contacts**

| Conductor mm² | AWG No. |
|---|---|
| 0.14 - 0.37 | 22 |
| 0.50 | 20 |
| 0.75 - 1.00 | 18 |
| 1.50 | 16 |
| 2.50 | 14 |

### Tools

| Crimping tool | Order No. |
|---|---|
| CTX CM 1.6/2.5 | **9018490000** |
| **Contact removal tool** | |
| Removal Tool HD | **1866730000** |

## Selection of Housings RockStar® IP65
## Size 7

## Hood

### Hood, Cable Entry sideways

| a | Version | Cover | b (mm) | Designation | Order No. |
|---|---|---|---|---|---|
| M 25 | with thread | | 75 | HDC 32A TSBU 1M25G | **1787960000** |
| M 32 | with thread | | 75 | HDC 32A TSBU 1M32G | **1787950000** |

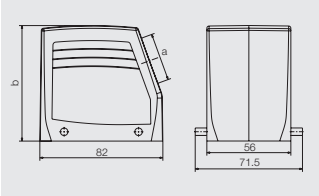


### Hood, Cable Entry at top

| a | Version | Cover | b (mm) | Designation | Order No. |
|---|---|---|---|---|---|
| M 32 | with thread | | 75 | HDC 32A TOBU 1M32G | **1787990000** |

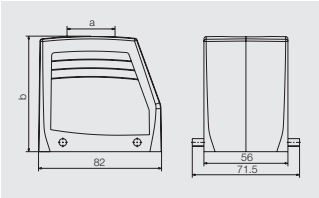


## Base

### Bulkhead housing

| | Version | Cover | b (mm) | Designation | Order No. |
|---|---|---|---|---|---|
| | | | 25 | HDC 32A ABU | **1665860000** |

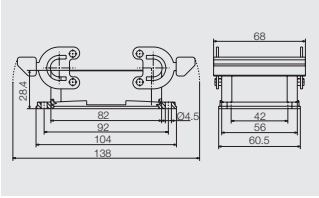


### Base housing

| a | Version | Cover | b (mm) | Designation | Order No. |
|---|---|---|---|---|---|
| M 25 | with thread | | 75 | HDC 32A SBU 2M25G | **1788040000** |

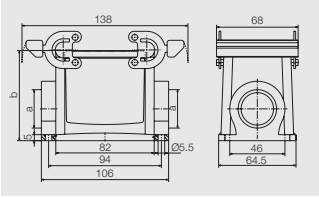


### Coupling hood

| a | Version | Cover | b (mm) | Designation | Order No. |
|---|---|---|---|---|---|
| M 25 | with thread | | 76.5 | HDC 32A KBU 1M25G | **1788080000** |
| M 32 | with thread | | 76.5 | HDC 32A KBU 1M32G | **1788070000** |

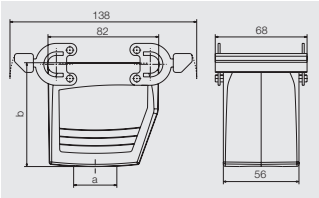

# HD series - the flexible connectors

## 250 V, 10 A, Size 8

64 + ⏚

## Inserts

### Crimp connection

| Insert | Designation | Order No. |
|---|---|---|
| Male | HDC HD 64 MC | **1601720000** |
| Female | HDC HD 64 FC | **1601740000** |

**Dimensions**

Male

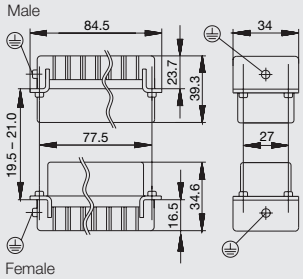


Female

**Arrangement of contacts**

Male



Female



**Mounting cut-out**

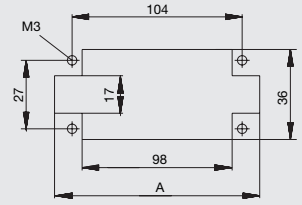


| A (mm) |
|---|
| 110.00 |

## Accessories

### Crimp contacts

Surface silver

Surface gold

| Qty. | Male | Order No. | Female | Order No. |
|---|---|---|---|---|
| 100 | HDC-C-HD-SM0.14-0.37AG | **1651520000** | HDC-C-HD-BM0.14-0.37AG | **1651570000** |
| 100 | HDC-C-HD-SM0.5AG | **1651530000** | HDC-C-HD-BM0.5AG | **1651580000** |
| 100 | HDC-C-HD-SM0.75-1AG | **1601750000** | HDC-C-HD-BM0.75-1AG | **1601760000** |
| 100 | HDC-C-HD-SM1.5AG | **1651550000** | HDC-C-HD-BM1.5AG | **1651600000** |
| 100 | HDC-C-HD-SM2.5AG | **1651560000** | HDC-C-HD-BM2.5AG | **1651610000** |
| | | | | |
| 100 | HDC-C-HD-SM0.14-0.37AU | **1651620000** | HDC-C-HD-BM0.14-0.37AU | **1651670000** |
| 100 | HDC-C-HD-SM0.5AU | **1651630000** | HDC-C-HD-BM0.5AU | **1651680000** |
| 100 | HDC-C-HD-SM0.75-1AU | **1651640000** | HDC-C-HD-BM0.75-1AU | **1651690000** |
| 100 | HDC-C-HD-SM1.5AU | **1651650000** | HDC-C-HD-BM1.5AU | **1651700000** |
| 100 | HDC-C-HD-SM2.5AU | **1651660000** | HDC-C-HD-BM2.5AU | **1651710000** |

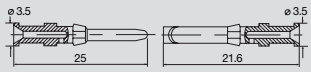


**Single contacts**

| Conductor mm² | AWG No. |
|---|---|
| 0.14 - 0.37 | 22 |
| 0.50 | 20 |
| 0.75 - 1.00 | 18 |
| 1.50 | 16 |
| 2.50 | 14 |

### Tools

| Crimping tool | Order No. |
|---|---|
| CTX CM 1.6/2.5 | **9018490000** |
| **Contact removal tool** | |
| Removal Tool HD | **1866730000** |

## Selection of Housings RockStar® IP65
## Size 8

## Hood

### Hood, Cable Entry sideways

| a | Version | Cover | b (mm) | Designation | Order No. |
|---|---|---|---|---|---|
| M 25 | with thread | | 61 | HDC 24B TSBU 1M25G | 1787760000 |
| M 32 | with thread | | 61 | HDC 24B TSBU 1M32G | 1787750000 |
| M 25 | with thread | | 76 | HDC 64D TSBU 1M25G | 1786780000 |
| M 32 | with thread | | 76 | HDC 64D TSBU 1M32G | 1786770000 |

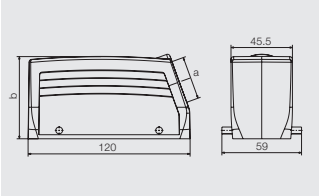


### Hood, Cable Entry at top

| a | Version | Cover | b (mm) | Designation | Order No. |
|---|---|---|---|---|---|
| M 25 | with thread | | 61 | HDC 24B TOBU 1M25G | 1787820000 |
| M 32 | with thread | | 61 | HDC 24B TOBU 1M32G | 1787810000 |
| M 32 | with thread | | 76 | HDC 64D TOBU 1M32G | 1786830000 |

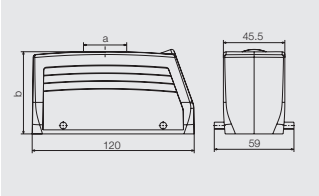


### Cover



| | Version | Designation | Order No. |
|---|---|---|---|
| | for hoods | HDC 24B DMDQ 2QB | 1665640000 |

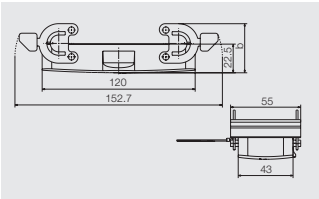


## Base

### Bulkhead housing

| | Version | Cover | b (mm) | Designation | Order No. |
|---|---|---|---|---|---|
| | | | 29.3 | HDC 24B ABU | 1212400000 |

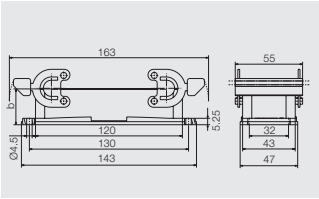


### Base housing

| a | Version | Cover | b (mm) | Designation | Order No. |
|---|---|---|---|---|---|
| M 25 | with thread | | 64 | HDC 24B SBU 2M25G | 1787870000 |
| M 25 | with thread | | 84 | HDC 64D SBU 2M25G | 1786890000 |
| M 32 | with thread | | 84 | HDC 64D SBU 2M32G | 1786880000 |

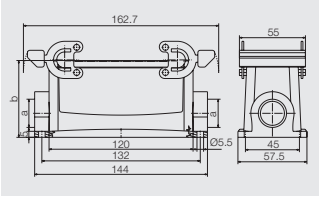


### Coupling hood

| a | Version | Cover | b (mm) | Designation | Order No. |
|---|---|---|---|---|---|
| M 25 | with thread | | 65 | HDC 24B KBU 1M25G | 1787920000 |
| M 32 | with thread | | 79 | HDC 64D KBU 1M32G | 1786960000 |

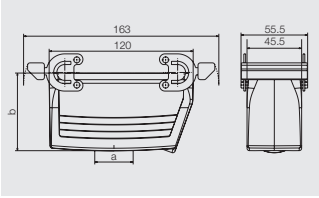


### Cover

| | Version | Designation | Order No. |
|---|---|---|---|
| | for bases | HDC 24B DODQ 4BO | 1665630000 |

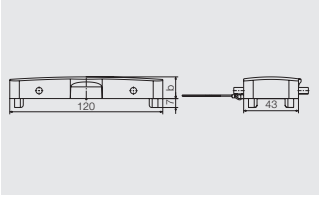

# HD series - the flexible connectors

## 250 V, 10 A, Size 10

## 80 + ⏚

## Inserts

### Crimp connection

| Insert | Designation | Order No. |
|---|---|---|
| Male | HDC HD 40 MC | **1601710000** |
| Female | HDC HD 40 FC | **1601730000** |

**Note** Please use this type of insert twice to create 40 pole units.

### Dimensions

Male

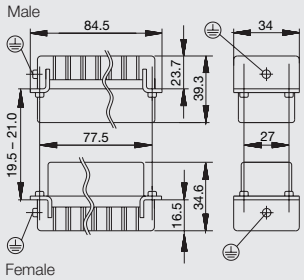


Female

### Arrangement of contacts

Male

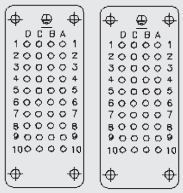

Female

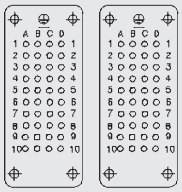

### Mounting cut-out

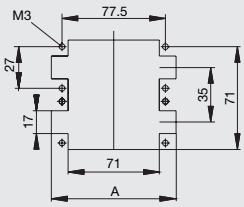


| A (mm) |
|---|
| 84.50 |

## Accessories

### Crimp contacts

Surface silver

Surface gold

| Qty. | Male | Order No. | Female | Order No. |
|---|---|---|---|---|
| 100 | HDC-C-HD-SM0.14-0.37AG | **1651520000** | HDC-C-HD-BM0.14-0.37AG | **1651570000** |
| 100 | HDC-C-HD-SM0.5AG | **1651530000** | HDC-C-HD-BM0.5AG | **1651580000** |
| 100 | HDC-C-HD-SM0.75-1AG | **1601750000** | HDC-C-HD-BM0.75-1AG | **1601760000** |
| 100 | HDC-C-HD-SM1.5AG | **1651550000** | HDC-C-HD-BM1.5AG | **1651600000** |
| 100 | HDC-C-HD-SM2.5AG | **1651560000** | HDC-C-HD-BM2.5AG | **1651610000** |
| | | | | |
| 100 | HDC-C-HD-SM0.14-0.37AU | **1651620000** | HDC-C-HD-BM0.14-0.37AU | **1651670000** |
| 100 | HDC-C-HD-SM0.5AU | **1651630000** | HDC-C-HD-BM0.5AU | **1651680000** |
| 100 | HDC-C-HD-SM0.75-1AU | **1651640000** | HDC-C-HD-BM0.75-1AU | **1651690000** |
| 100 | HDC-C-HD-SM1.5AU | **1651650000** | HDC-C-HD-BM1.5AU | **1651700000** |
| 100 | HDC-C-HD-SM2.5AU | **1651660000** | HDC-C-HD-BM2.5AU | **1651710000** |

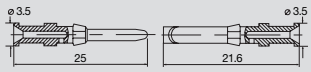


**Single contacts**

| Conductor mm² | AWG No. |
|---|---|
| 0.14 - 0.37 | 22 |
| 0.50 | 20 |
| 0.75 - 1.00 | 18 |
| 1.50 | 16 |
| 2.50 | 14 |

### Tools

| Crimping tool | Order No. |
|---|---|
| CTX CM 1.6/2.5 | **9018490000** |
| **Contact removal tool** | |
| Removal Tool HD | **1866730000** |

## Selection of Housings RockStar® IP65
## Size 10

## Hood

### Hood, Cable Entry sideways

| a | Version | Cover | b (mm) | Designation | Order No. |
|---|---|---|---|---|---|
| M 32 | with thread | | 79 | HDC 32B TSLU 1M32G | **1788420000** |

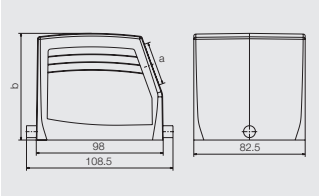


## Base

### Bulkhead housing

| | Version | Cover | b (mm) | Designation | Order No. |
|---|---|---|---|---|---|
| | | with cover | 55 | HDC 32B ADLU | **1219800000** |
| | | | 38 | HDC 32B ALU | **1219500000** |

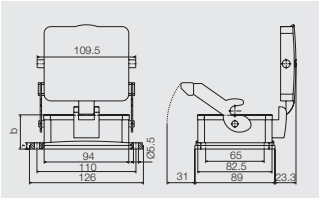


### Base housing

| a | Version | Cover | b (mm) | Designation | Order No. |
|---|---|---|---|---|---|
| M 32 | with thread | with cover | 96 | HDC 32B SDLU 2M32G | **1788490000** |
| M 32 | with thread | | 79 | HDC 32B SLU 2M32G | **1788470000** |

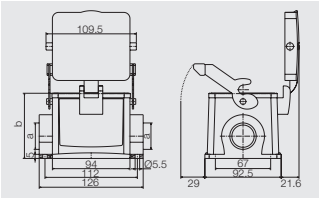


### Coupling hood

| a | Version | Cover | b (mm) | Designation | Order No. |
|---|---|---|---|---|---|
| M 32 | with thread | | 83 | HDC 32B KLU 1M32G | **1788500000** |

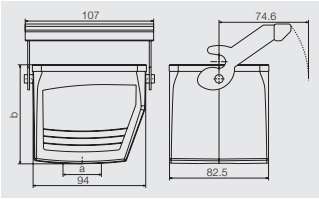

# HD series - the flexible connectors

## 250 V, 10 A, Size 12

128 + ⏚

## Inserts

### Crimp connection

| Insert | Designation | Order No. |
|---|---|---|
| Male | HDC HD 64 MC | **1601720000** |
| Female | HDC HD 64 FC | **1601740000** |

**Note** Please use this type of insert twice to create 128 pole units.

**Dimensions**

Male

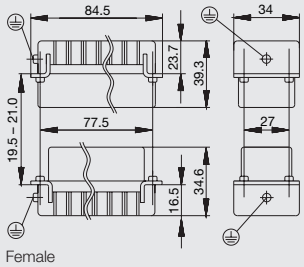


Female

**Arrangement of contacts**

Male



Female



**Mounting cut-out**

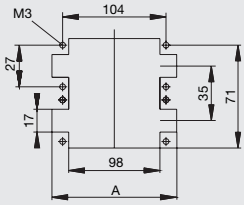


| A (mm) | B (mm) | C (mm) | D (mm) | E (mm) |
|---|---|---|---|---|
| 111.00 | | | | |

## Accessories

### Crimp contacts

Surface silver

Surface gold

| Qty. | Male | Order No. | Female | Order No. |
|---|---|---|---|---|
| 100 | HDC-C-HD-SM0.14-0.37AG | **1651520000** | HDC-C-HD-BM0.14-0.37AG | **1651570000** |
| 100 | HDC-C-HD-SM0.5AG | **1651530000** | HDC-C-HD-BM0.5AG | **1651580000** |
| 100 | HDC-C-HD-SM0.75-1AG | **1601750000** | HDC-C-HD-BM0.75-1AG | **1601760000** |
| 100 | HDC-C-HD-SM1.5AG | **1651550000** | HDC-C-HD-BM1.5AG | **1651600000** |
| 100 | HDC-C-HD-SM2.5AG | **1651560000** | HDC-C-HD-BM2.5AG | **1651610000** |
| | | | | |
| 100 | HDC-C-HD-SM0.14-0.37AU | **1651620000** | HDC-C-HD-BM0.14-0.37AU | **1651670000** |
| 100 | HDC-C-HD-SM0.5AU | **1651630000** | HDC-C-HD-BM0.5AU | **1651680000** |
| 100 | HDC-C-HD-SM0.75-1AU | **1651640000** | HDC-C-HD-BM0.75-1AU | **1651690000** |
| 100 | HDC-C-HD-SM1.5AU | **1651650000** | HDC-C-HD-BM1.5AU | **1651700000** |
| 100 | HDC-C-HD-SM2.5AU | **1651660000** | HDC-C-HD-BM2.5AU | **1651710000** |

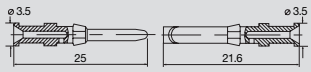


**Single contacts**

| Conductor mm² | AWG No. |
|---|---|
| 0.14 - 0.37 | 22 |
| 0.50 | 20 |
| 0.75 - 1.00 | 18 |
| 1.50 | 16 |
| 2.50 | 14 |

### Tools

| Crimping tool | Order No. |
|---|---|
| CTX CM 1.6/2.5 | **9018490000** |
| **Contact removal tool** | |
| Removal Tool HD | **1866730000** |

## Selection of Housings RockStar® IP65
## Size 12

## Hood

### Hood, Cable Entry sideways

| a | Version | Cover | b (mm) | Designation | Order No. |
|---|---|---|---|---|---|
| M 32 | with thread | | 94 | HDC 48B TSLU 1M32G | **1788320000** |
| M 40 | with thread | | 94 | HDC 48B TSLU 1M40G | **1788310000** |
| M 50 | with thread | | 94 | HDC 48B TSLU 1M50G | **1788300000** |

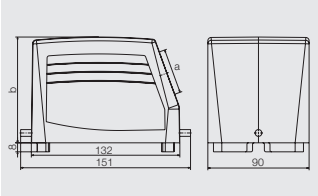


### Hood, Cable Entry at top

| a | Version | Cover | b (mm) | Designation | Order No. |
|---|---|---|---|---|---|
| M 32 | with thread | | 94 | HDC 48B TOLU 1M32G | **1788350000** |
| M 50 | with thread | | 94 | HDC 48B TOLU 1M50G | **1788330000** |

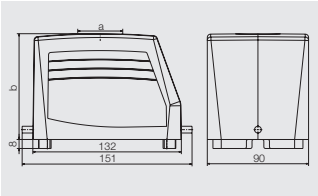


## Base

### Bulkhead housing

| | Version | Cover | b (mm) | Designation | Order No. |
|---|---|---|---|---|---|
| | | with cover | 62 | HDC 48B ADLU | **1222900000** |

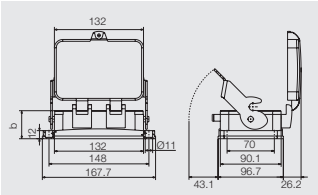


### Base housing

| a | Version | Cover | b (mm) | Designation | Order No. |
|---|---|---|---|---|---|
| M 32 | with thread | with cover | 120 | HDC 48B SDLU 2M32G | **1788390000** |
| M 32 | with thread | | 100 | HDC 48B SLU 2M32G | **1788370000** |
| M 40 | with thread | | 100 | HDC 48B SLU 2M40G | **1788360000** |

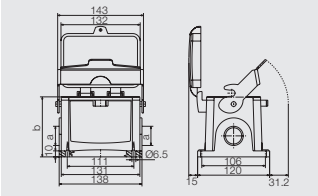

# HDD series – the compact connectors

The HDD series with turned contacts is designed for many poles in a small space. The compact housing design saves the user space without compromising the number of poles.



## Technical data

| | |
|---|---|
| **Standards / approvals** | |
| Standards | DIN EN 61984 |
| | DIN EN 60664-1 |
| Approvals | UL/CSA |
| **Inserts** | |
| No. of poles | 24, 42, 72, 108, 144, 216 + PE |
| Rated voltage | 250 V |
| Rated voltage to UL/CSA | 600 V |
| Rated current | 10 A |
| Rated impulse withstand voltage | 4 KV |
| Pollution severity | 3 |
| Insulation resistance | $\geq 10^{10}\ \Omega$ |
| Material | Glass-fibre reinforced PC (in UL list and approved for railway applications) |
| Temperature range | –40 °C ... +125 °C |
| Flammability to UL 94 | V – 0 |
| Mechanical service life | |
| – Plugging cycles Ag - Surface | ≥ 500 |
| – Plugging cycles Au - Surface | ≥ 500 |
| Contact resistance | |
| Crimp connection | ≤ 4 mΩ |
| **Contacts / Material** | |
| Sockets and plug-in contact | Copper alloy |
| Surface | Passivated silver, or 0.8 µm gold on 2 µm nickel |
| Crimp connection | |
| – Flexible conductor connection | 0.14 … 2.5 mm² (AWG 26 … 14) |
| – Stripping length | 8.0 mm |
| Clamping torque | |
| – Screw connection | |
| SD blades | |
| – Screw connection | |
| – Push In | |
| – Tension clamp connection | |
| PE connection | |
| – Clamping range | 0.5 … 4 mm² |
| – solid / stranded | 0.5 … 4 mm² / 0.5 … 4 mm² |
| – flexible / flexible with wire end ferrule, DIN 46228 pt. 1 | 0.5 … 4 mm² / 0.5 … 4 mm² |
| – AWG conductor | AWG 20 .. 12 |
| – Stripping length | 10 mm |
| – Clamping torque | 1.2 … 1.5 Nm |
| – Blade dimensions | SD 0.8 x 4 mm or PZ 1 |

**Note:** Switch off power supply before handling plug-in connectors.

**Derating curves**

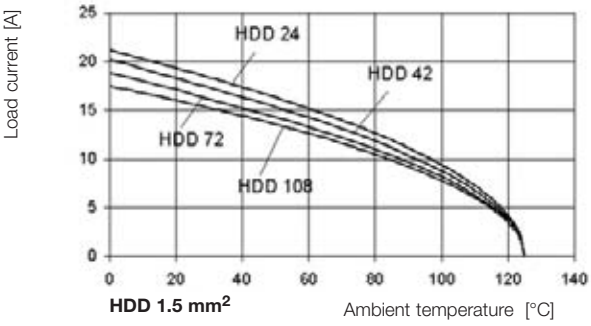


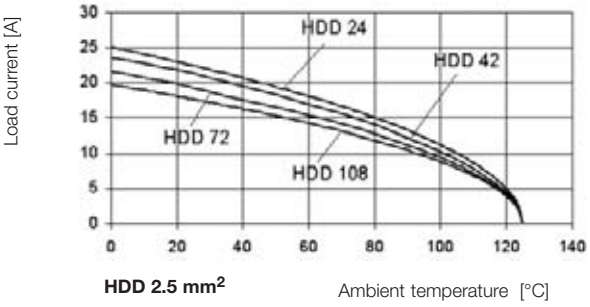

## Overview

| | | Rated voltage | Rated current | No. of poles | Tension clamp connection | Screw conn. with wire guard spring | Crimp connection | Push In | Axial screw connection | Page |
|---|---|---|---|---|---|---|---|---|---|---|
| | | 250 V | 10 A | 24 + ⏚ | | | • | | | B.66 |
| | | 250 V | 10 A | 42 + ⏚ | | | • | | | B.68 |
| | | 250 V | 10 A | 72 + ⏚ | | | • | | | B.70 |
| | | 250 V | 10 A | 108 + ⏚ | | | • | | | B.72 |
| | | 250 V | 10 A | 144 + ⏚ | | | • | | | B.74 |
| | | 250 V | 10 A | 216 + ⏚ | | | • | | | B.76 |

# HDD series - the compact connectors

## 250 V, 10 A, Size 3

24 + ⏚

## Inserts

### Crimp connection

| Insert | Designation | Order No. |
|---|---|---|
| Male | HDC HDD 24 MC | **1651150000** |
| Female | HDC HDD 24 FC | **1651160000** |

**Dimensions**

Male

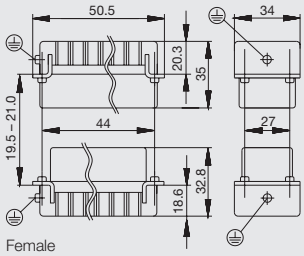


Female

**Arrangement of contacts**

Male

Female

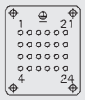


**Mounting cut-out**

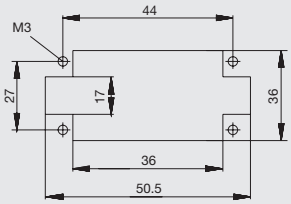


## Accessories

### Crimp contacts

Surface silver

Surface gold

| Qty. | Male | Order No. | Female | Order No. |
|---|---|---|---|---|
| 100 | HDC-C-HD-SM0.14-0.37AG | **1651520000** | HDC-C-HD-BM0.14-0.37AG | **1651570000** |
| 100 | HDC-C-HD-SM0.5AG | **1651530000** | HDC-C-HD-BM0.5AG | **1651580000** |
| 100 | HDC-C-HD-SM0.75-1AG | **1601750000** | HDC-C-HD-BM0.75-1AG | **1601760000** |
| 100 | HDC-C-HD-SM1.5AG | **1651550000** | HDC-C-HD-BM1.5AG | **1651600000** |
| 100 | HDC-C-HD-SM2.5AG | **1651560000** | HDC-C-HD-BM2.5AG | **1651610000** |
| | | | | |
| 100 | HDC-C-HD-SM0.14-0.37AU | **1651620000** | HDC-C-HD-BM0.14-0.37AU | **1651670000** |
| 100 | HDC-C-HD-SM0.5AU | **1651630000** | HDC-C-HD-BM0.5AU | **1651680000** |
| 100 | HDC-C-HD-SM0.75-1AU | **1651640000** | HDC-C-HD-BM0.75-1AU | **1651690000** |
| 100 | HDC-C-HD-SM1.5AU | **1651650000** | HDC-C-HD-BM1.5AU | **1651700000** |
| 100 | HDC-C-HD-SM2.5AU | **1651660000** | HDC-C-HD-BM2.5AU | **1651710000** |

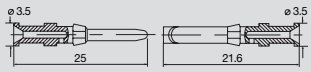


**Single contacts**

| Conductor mm² | AWG No. |
|---|---|
| 0.14 - 0.37 | 22 |
| 0.50 | 20 |
| 0.75 - 1.00 | 18 |
| 1.50 | 16 |
| 2.50 | 14 |

### Tools

| Crimping tool | Order No. |
|---|---|
| CTX CM 1.6/2.5 | **9018490000** |
| **Contact removal tool** | |
| Removal Tool HD | **1866730000** |

## Selection of Housings RockStar® IP65
## Size 3

## Hood

### Hood, Cable Entry sideways

| a | Version | Cover | b (mm) | Designation | Order No. |
|---|---|---|---|---|---|
| M 20 | with thread | | 52 | HDC 06B TSLU 1M20G | **1788100000** |
| M 20 | with thread | | 52 | HDC 06B TSLU 1M20G | **1805930000** |
| M 25 | with thread | | 52 | HDC 06B TSLU 1M25G | **1788090000** |
| M 25 | with thread | | 72 | HDC 16D TSLU 1M25G | **1787480000** |

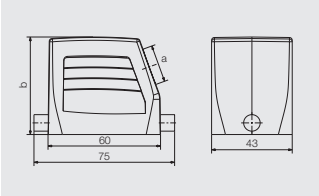


### Hood, Cable Entry at top

| a | Version | Cover | b (mm) | Designation | Order No. |
|---|---|---|---|---|---|
| M 20 | with thread | | 52 | HDC 06B TOLU 1M20G | **1788120000** |
| M 25 | with thread | | 52 | HDC 06B TOLU 1M25G | **1788110000** |
| M 25 | with thread | | 72 | HDC 16D TOLU 1M25G | **1787500000** |
| M 32 | with thread | | 72 | HDC 16D TOLU 1M32G | **1787490000** |

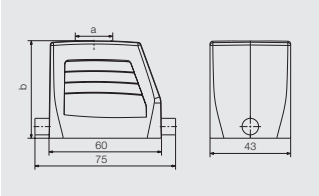


### Cover

| | Version | Designation | Order No. |
|---|---|---|---|
| | for hoods | HDC 06B DMDL 1LB | **1665210000** |

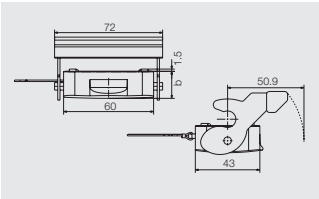


## Base

### Bulkhead housing

| | Version | Cover | b (mm) | Designation | Order No. |
|---|---|---|---|---|---|
| | | | 29 | HDC 06B ALU | **1202100000** |
| | | with cover | 47 | HDC 06B ADLU | **1202500000** |

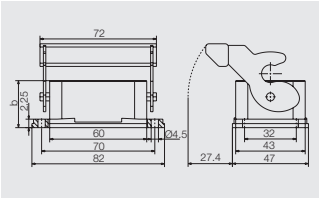


### Base housing

| a | Version | Cover | b (mm) | Designation | Order No. |
|---|---|---|---|---|---|
| M 20 | with thread | | 54 | HDC 06B SLU 2M20G | **1788140000** |
| M 20 | with thread | with cover | 72 | HDC 06B SDLU 2M20G | **1788170000** |
| M 25 | with thread | | 54 | HDC 06B SLU 2M25G | **1788130000** |
| M 25 | with thread | with cover | 72 | HDC 06B SDLU 2M25G | **1788160000** |

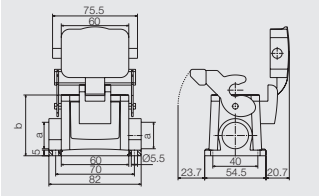


### Cover

| | Version | Designation | Order No. |
|---|---|---|---|
| | for bases | HDC 06B DODL 2BO | **1665200000** |

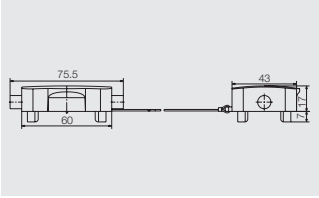

# HDD series - the compact connectors

## 250 V, 10 A, Size 4

42 + ⏚

## Inserts

### Crimp connection

| Insert | Designation | Order No. |
|---|---|---|
| Male | HDC HDD 42 MC | **1651170000** |
| Female | HDC HDD 42 FC | **1651180000** |

**Dimensions**

Male

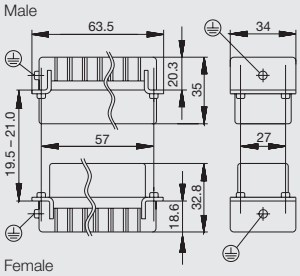


Female

**Arrangement of contacts**

Male




Female




**Mounting cut-out**

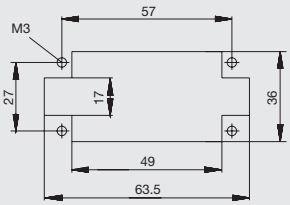


## Accessories

### Crimp contacts

Surface silver

Surface gold

| Qty. | Male | Order No. | Female | Order No. |
|---|---|---|---|---|
| 100 | HDC-C-HD-SM0.14-0.37AG | **1651520000** | HDC-C-HD-BM0.14-0.37AG | **1651570000** |
| 100 | HDC-C-HD-SM0.5AG | **1651530000** | HDC-C-HD-BM0.5AG | **1651580000** |
| 100 | HDC-C-HD-SM0.75-1AG | **1601750000** | HDC-C-HD-BM0.75-1AG | **1601760000** |
| 100 | HDC-C-HD-SM1.5AG | **1651550000** | HDC-C-HD-BM1.5AG | **1651600000** |
| 100 | HDC-C-HD-SM2.5AG | **1651560000** | HDC-C-HD-BM2.5AG | **1651610000** |
| | | | | |
| 100 | HDC-C-HD-SM0.14-0.37AU | **1651620000** | HDC-C-HD-BM0.14-0.37AU | **1651670000** |
| 100 | HDC-C-HD-SM0.5AU | **1651630000** | HDC-C-HD-BM0.5AU | **1651680000** |
| 100 | HDC-C-HD-SM0.75-1AU | **1651640000** | HDC-C-HD-BM0.75-1AU | **1651690000** |
| 100 | HDC-C-HD-SM1.5AU | **1651650000** | HDC-C-HD-BM1.5AU | **1651700000** |
| 100 | HDC-C-HD-SM2.5AU | **1651660000** | HDC-C-HD-BM2.5AU | **1651710000** |

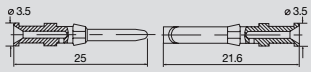


**Single contacts**

| Conductor mm² | AWG No. |
|---|---|
| 0.14 - 0.37 | 22 |
| 0.50 | 20 |
| 0.75 - 1.00 | 18 |
| 1.50 | 16 |
| 2.50 | 14 |

### Tools

| Crimping tool | Order No. |
|---|---|
| CTX CM 1.6/2.5 | **9018490000** |
| **Contact removal tool** | |
| Removal Tool HD | **1866730000** |

## Selection of Housings RockStar® IP65
## Size 4

## Hood

### Hood, Cable Entry sideways

| a | Version | Cover | b (mm) | Designation | Order No. |
|---|---|---|---|---|---|
| M 20 | with thread | | 52 | HDC 10B TSBU 1M20G | **1787560000** |
| M 25 | with thread | | 52 | HDC 10B TSBU 1M25G | **1787550000** |
| M 25 | with thread | | 72 | HDC 24D TSBU 1M25G | **1787240000** |
| M 32 | with thread | | 72 | HDC 24D TSBU 1M32G | **1787230000** |

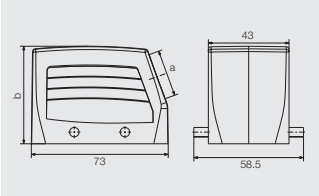


### Hood, Cable Entry at top

| a | Version | Cover | b (mm) | Designation | Order No. |
|---|---|---|---|---|---|
| M 20 | with thread | | 52 | HDC 10B TOBU 1M20G | **1787600000** |
| M 25 | with thread | | 52 | HDC 10B TOBU 1M25G | **1787590000** |
| M 25 | with thread | | 72 | HDC 24D TOBU 1M25G | **1787300000** |
| M 32 | with thread | | 72 | HDC 24D TOBU 1M32G | **1787290000** |

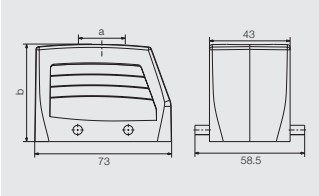


### Cover

| | Version | Designation | Order No. |
|---|---|---|---|
| | for hoods | HDC 10B DMDQ 2QB | **1665240000** |

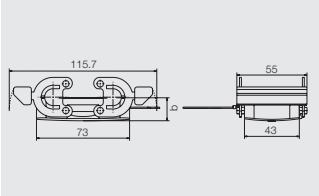


## Base

### Bulkhead housing

| | Version | Cover | b (mm) | Designation | Order No. |
|---|---|---|---|---|---|
| | | | 29.3 | HDC 10B ABU | **1205000000** |

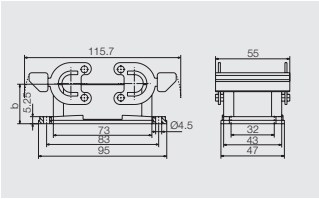


### Base housing

| a | Version | Cover | b (mm) | Designation | Order No. |
|---|---|---|---|---|---|
| M 20 | with thread | | 57 | HDC 10B SBU 2M20G | **1787640000** |
| M 25 | with thread | | 57 | HDC 10B SBU 2M25G | **1787630000** |
| M 25 | with thread | | 74 | HDC 24D SBU 2M25G | **1787350000** |
| M 32 | with thread | | 74 | HDC 24D SBU 2M32G | **1787360000** |

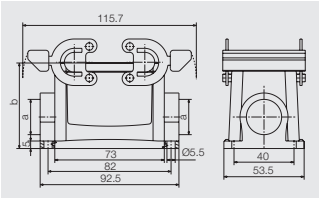


### Coupling hood

| a | Version | Cover | b (mm) | Designation | Order No. |
|---|---|---|---|---|---|
| M 20 | with thread | | 55 | HDC 10B KBU 1M20G | **1787720000** |

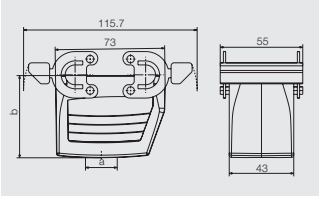


### Cover

| | Version | Designation | Order No. |
|---|---|---|---|
| | for bases | HDC 10B DODQ 4BO | **1665230000** |

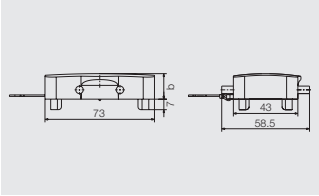

# HDD series - the compact connectors

## 250 V, 10 A, Size 6

72 + ⏚

## Inserts

### Crimp connection

| Insert | Designation | Order No. |
|---|---|---|
| Male | HDC HDD 72 MC | **1651190000** |
| Female | HDC HDD 72 FC | **1651200000** |

**Dimensions**

Male

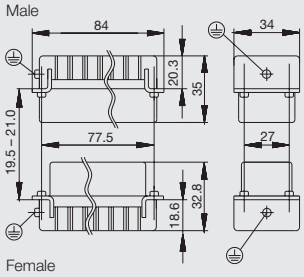


Female

**Arrangement of contacts**

Male




Female




**Mounting cut-out**

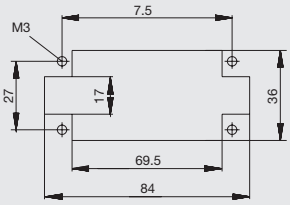


## Accessories

### Crimp contacts

Surface silver

Surface gold

| Qty. | Male | Order No. | Female | Order No. |
|---|---|---|---|---|
| 100 | HDC-C-HD-SM0.14-0.37AG | **1651520000** | HDC-C-HD-BM0.14-0.37AG | **1651570000** |
| 100 | HDC-C-HD-SM0.5AG | **1651530000** | HDC-C-HD-BM0.5AG | **1651580000** |
| 100 | HDC-C-HD-SM0.75-1AG | **1601750000** | HDC-C-HD-BM0.75-1AG | **1601760000** |
| 100 | HDC-C-HD-SM1.5AG | **1651550000** | HDC-C-HD-BM1.5AG | **1651600000** |
| 100 | HDC-C-HD-SM2.5AG | **1651560000** | HDC-C-HD-BM2.5AG | **1651610000** |
| | | | | |
| 100 | HDC-C-HD-SM0.14-0.37AU | **1651620000** | HDC-C-HD-BM0.14-0.37AU | **1651670000** |
| 100 | HDC-C-HD-SM0.5AU | **1651630000** | HDC-C-HD-BM0.5AU | **1651680000** |
| 100 | HDC-C-HD-SM0.75-1AU | **1651640000** | HDC-C-HD-BM0.75-1AU | **1651690000** |
| 100 | HDC-C-HD-SM1.5AU | **1651650000** | HDC-C-HD-BM1.5AU | **1651700000** |
| 100 | HDC-C-HD-SM2.5AU | **1651660000** | HDC-C-HD-BM2.5AU | **1651710000** |

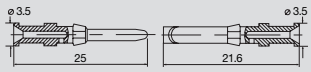


**Single contacts**

| Conductor mm² | AWG No. |
|---|---|
| 0.14 - 0.37 | 22 |
| 0.50 | 20 |
| 0.75 - 1.00 | 18 |
| 1.50 | 16 |
| 2.50 | 14 |

### Tools

| Crimping tool | Order No. |
|---|---|
| CTX CM 1.6/2.5 | **9018490000** |
| **Contact removal tool** | |
| Removal Tool HD | **1866730000** |

## Selection of Housings RockStar® IP65
## Size 6

## Hood

### Hood, Cable Entry sideways

| a | Version | Cover | b (mm) | Designation | Order No. |
|---|---|---|---|---|---|
| M 25 | with thread | | 61 | HDC 16B TSBU 1M25G | **1788180000** |
| M 25 | with thread | | 76 | HDC 40D TSBU 1M25G | **1787010000** |
| M 32 | with thread | | 76 | HDC 40D TSBU 1M32G | **1787000000** |

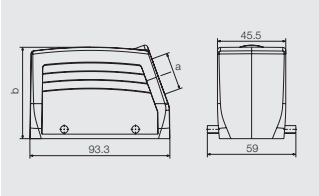


### Hood, Cable Entry at top

| a | Version | Cover | b (mm) | Designation | Order No. |
|---|---|---|---|---|---|
| M 25 | with thread | | 61 | HDC 16B TOBU 1M25G | **1788210000** |
| M 25 | with thread | | 76 | HDC 40D TOBU 1M25G | **1787070000** |
| M 32 | with thread | | 76 | HDC 40D TOBU 1M32G | **1787060000** |

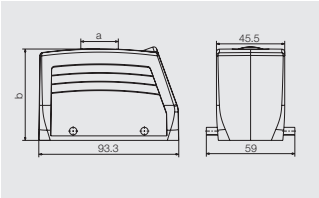


### Cover



| | Version | Designation | Order No. |
|---|---|---|---|
| | for hoods | HDC 16B DMDQ 2QB | **1665270000** |

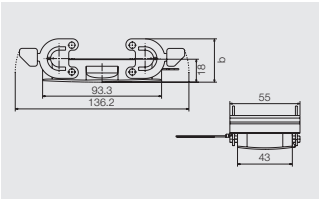


## Base

### Bulkhead housing

| | Version | Cover | b (mm) | Designation | Order No. |
|---|---|---|---|---|---|
| | | | 29 | HDC 16B ABU | **1208600000** |

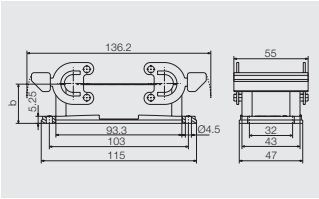


### Base housing

| a | Version | Cover | b (mm) | Designation | Order No. |
|---|---|---|---|---|---|
| M 25 | with thread | | 64 | HDC 16B SBU 2M25G | **1788240000** |
| M 25 | with thread | | 84 | HDC 40D SBU 2M25G | **1787120000** |
| M 32 | with thread | | 84 | HDC 40D SBU 2M32G | **1787110000** |

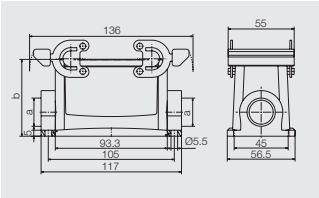


### Coupling hood

| a | Version | Cover | b (mm) | Designation | Order No. |
|---|---|---|---|---|---|
| M 25 | with thread | | 79 | HDC 40D KBU 1M25G | **1787200000** |
| M 32 | with thread | | 79 | HDC 40D KBU 1M32G | **1787190000** |

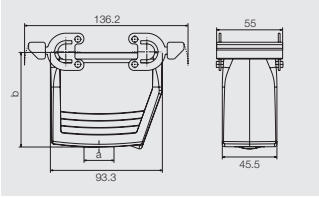


### Cover

| | Version | Designation | Order No. |
|---|---|---|---|
| | for bases | HDC 16B DODQ 4BO | **1665260000** |

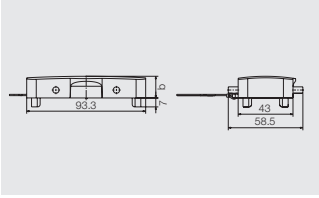

# HDD series - the compact connectors

## 250 V, 10 A, Size 8

108 + ⏚

## Inserts

### Crimp connection

| Insert | Designation | Order No. |
|---|---|---|
| Male | HDC HDD 108 MC | **1651210000** |
| Female | HDC HDD 108 FC | **1651220000** |

**Dimensions**

Male

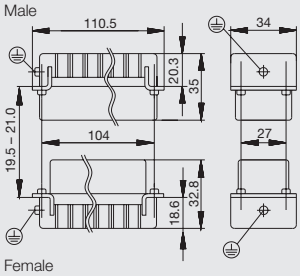


Female

**Arrangement of contacts**

Male




Female




**Mounting cut-out**

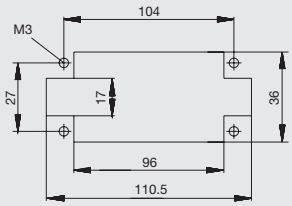


## Accessories

### Crimp contacts

Surface silver

Surface gold

| Qty. | Male | Order No. | Female | Order No. |
|---|---|---|---|---|
| 100 | HDC-C-HD-SM0.14-0.37AG | **1651520000** | HDC-C-HD-BM0.14-0.37AG | **1651570000** |
| 100 | HDC-C-HD-SM0.5AG | **1651530000** | HDC-C-HD-BM0.5AG | **1651580000** |
| 100 | HDC-C-HD-SM0.75-1AG | **1601750000** | HDC-C-HD-BM0.75-1AG | **1601760000** |
| 100 | HDC-C-HD-SM1.5AG | **1651550000** | HDC-C-HD-BM1.5AG | **1651600000** |
| 100 | HDC-C-HD-SM2.5AG | **1651560000** | HDC-C-HD-BM2.5AG | **1651610000** |
| | | | | |
| 100 | HDC-C-HD-SM0.14-0.37AU | **1651620000** | HDC-C-HD-BM0.14-0.37AU | **1651670000** |
| 100 | HDC-C-HD-SM0.5AU | **1651630000** | HDC-C-HD-BM0.5AU | **1651680000** |
| 100 | HDC-C-HD-SM0.75-1AU | **1651640000** | HDC-C-HD-BM0.75-1AU | **1651690000** |
| 100 | HDC-C-HD-SM1.5AU | **1651650000** | HDC-C-HD-BM1.5AU | **1651700000** |
| 100 | HDC-C-HD-SM2.5AU | **1651660000** | HDC-C-HD-BM2.5AU | **1651710000** |

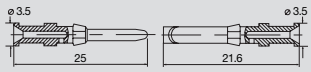


**Single contacts**

| Conductor mm² | AWG No. |
|---|---|
| 0.14 - 0.37 | 22 |
| 0.50 | 20 |
| 0.75 - 1.00 | 18 |
| 1.50 | 16 |
| 2.50 | 14 |

### Tools

| Crimping tool | Order No. |
|---|---|
| CTX CM 1.6/2.5 | **9018490000** |
| **Contact removal tool** | |
| Removal Tool HD | **1866730000** |

## Selection of Housings RockStar® IP65
## Size 8

## Hood

### Hood, Cable Entry sideways

| a | Version | Cover | b (mm) | Designation | Order No. |
|---|---|---|---|---|---|
| M 25 | with thread | | 61 | HDC 24B TSBU 1M25G | 1787760000 |
| M 32 | with thread | | 61 | HDC 24B TSBU 1M32G | 1787750000 |
| M 25 | with thread | | 76 | HDC 64D TSBU 1M25G | 1786780000 |
| M 32 | with thread | | 76 | HDC 64D TSBU 1M32G | 1786770000 |

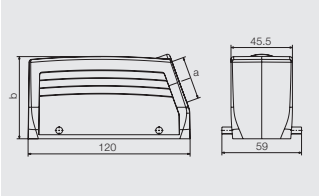


### Hood, Cable Entry at top

| a | Version | Cover | b (mm) | Designation | Order No. |
|---|---|---|---|---|---|
| M 25 | with thread | | 61 | HDC 24B TOBU 1M25G | 1787820000 |
| M 32 | with thread | | 61 | HDC 24B TOBU 1M32G | 1787810000 |
| M 32 | with thread | | 76 | HDC 64D TOBU 1M32G | 1786830000 |

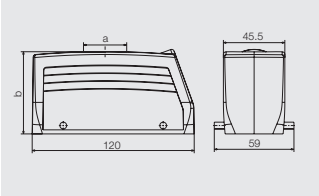


### Cover



| | Version | Designation | Order No. |
|---|---|---|---|
| | for hoods | HDC 24B DMDQ 2QB | 1665640000 |

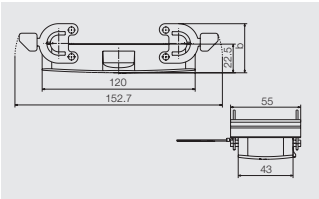


## Base

### Bulkhead housing

| | Version | Cover | b (mm) | Designation | Order No. |
|---|---|---|---|---|---|
| | | | 29.3 | HDC 24B ABU | 1212400000 |

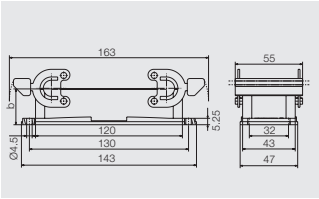


### Base housing

| a | Version | Cover | b (mm) | Designation | Order No. |
|---|---|---|---|---|---|
| M 25 | with thread | | 64 | HDC 24B SBU 2M25G | 1787870000 |
| M 25 | with thread | | 84 | HDC 64D SBU 2M25G | 1786890000 |
| M 32 | with thread | | 84 | HDC 64D SBU 2M32G | 1786880000 |

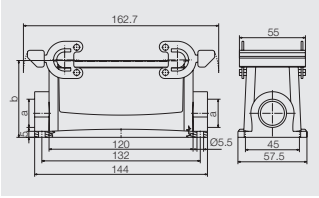


### Coupling hood

| a | Version | Cover | b (mm) | Designation | Order No. |
|---|---|---|---|---|---|
| M 25 | with thread | | 65 | HDC 24B KBU 1M25G | 1787920000 |
| M 32 | with thread | | 79 | HDC 64D KBU 1M32G | 1786960000 |

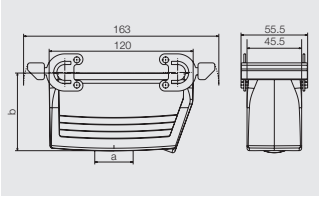


### Cover

| | Version | Designation | Order No. |
|---|---|---|---|
| | for bases | HDC 24B DODQ 4BO | 1665630000 |

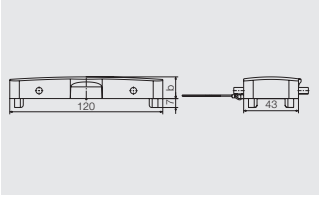

# HDD series - the compact connectors

## 250 V, 10 A, Size 10

144 + ⏚

## Inserts

### Crimp connection



| Insert | Designation | Order No. |
|---|---|---|
| Male | HDC HDD 72 MC | **1651190000** |
| Female | HDC HDD 72 FC | **1651200000** |
| Male | HDC HDD 144 MC | **1651240000** |
| Female | HDC HDD 144 FC | **1651260000** |

**Note** Please order two contact inserts per housing.

**Dimensions**

Male

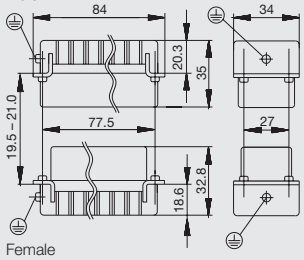


Female

**Arrangement of contacts**

Male




Female




**Mounting cut-out**

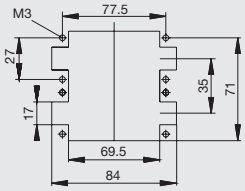


## Accessories

### Crimp contacts

Surface silver

Surface gold

| Qty. | Male | Order No. | Female | Order No. |
|---|---|---|---|---|
| 100 | HDC-C-HD-SM0.14-0.37AG | **1651520000** | HDC-C-HD-BM0.14-0.37AG | **1651570000** |
| 100 | HDC-C-HD-SM0.5AG | **1651530000** | HDC-C-HD-BM0.5AG | **1651580000** |
| 100 | HDC-C-HD-SM0.75-1AG | **1601750000** | HDC-C-HD-BM0.75-1AG | **1601760000** |
| 100 | HDC-C-HD-SM1.5AG | **1651550000** | HDC-C-HD-BM1.5AG | **1651600000** |
| 100 | HDC-C-HD-SM2.5AG | **1651560000** | HDC-C-HD-BM2.5AG | **1651610000** |
| | | | | |
| 100 | HDC-C-HD-SM0.14-0.37AU | **1651620000** | HDC-C-HD-BM0.14-0.37AU | **1651670000** |
| 100 | HDC-C-HD-SM0.5AU | **1651630000** | HDC-C-HD-BM0.5AU | **1651680000** |
| 100 | HDC-C-HD-SM0.75-1AU | **1651640000** | HDC-C-HD-BM0.75-1AU | **1651690000** |
| 100 | HDC-C-HD-SM1.5AU | **1651650000** | HDC-C-HD-BM1.5AU | **1651700000** |
| 100 | HDC-C-HD-SM2.5AU | **1651660000** | HDC-C-HD-BM2.5AU | **1651710000** |

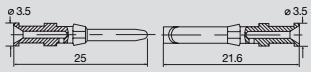


**Single contacts**

| Conductor mm² | AWG No. |
|---|---|
| 0.14 - 0.37 | 22 |
| 0.50 | 20 |
| 0.75 - 1.00 | 18 |
| 1.50 | 16 |
| 2.50 | 14 |

### Tools

| Crimping tool | Order No. |
|---|---|
| CTX CM 1.6/2.5 | **9018490000** |
| **Contact removal tool** | |
| Removal Tool HD | **1866730000** |

## Selection of Housings RockStar® IP65
## Size 10

## Hood

### Hood, Cable Entry sideways

| a | Version | Cover | b (mm) | Designation | Order No. |
|---|---|---|---|---|---|
| M 32 | with thread | | 79 | HDC 32B TSLU 1M32G | **1788420000** |

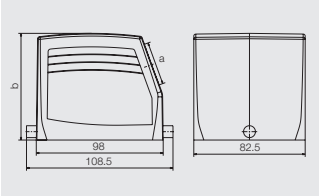


## Base

### Bulkhead housing

| | Version | Cover | b (mm) | Designation | Order No. |
|---|---|---|---|---|---|
| | | with cover | 55 | HDC 32B ADLU | **1219800000** |
| | | | 38 | HDC 32B ALU | **1219500000** |

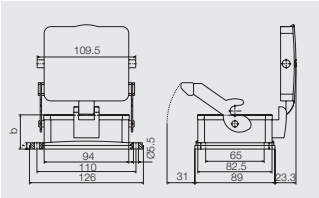


### Base housing

| a | Version | Cover | b (mm) | Designation | Order No. |
|---|---|---|---|---|---|
| M 32 | with thread | with cover | 96 | HDC 32B SDLU 2M32G | **1788490000** |
| M 32 | with thread | | 79 | HDC 32B SLU 2M32G | **1788470000** |

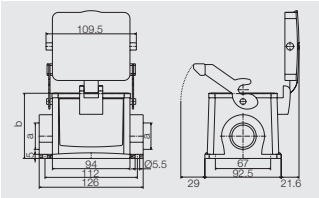


### Coupling hood

| a | Version | Cover | b (mm) | Designation | Order No. |
|---|---|---|---|---|---|
| M 32 | with thread | | 83 | HDC 32B KLU 1M32G | **1788500000** |

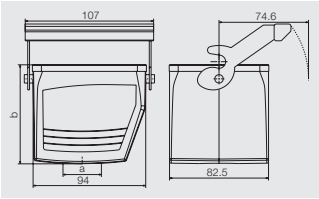

# HDD series - the compact connectors

## 250 V, 10 A, Size 12

## 216 + ⏚

## Inserts

### Crimp connection

| Insert | Designation | Order No. |
|---|---|---|
| Male | HDC HDD 108 MC | **1651210000** |
| Female | HDC HDD 108 FC | **1651220000** |
| Male | HDC HDD 216 MC | **1651280000** |
| Female | HDC HDD 216 FC | **1651300000** |

**Note** Please order two contact inserts per housing.

**Dimensions**

Male

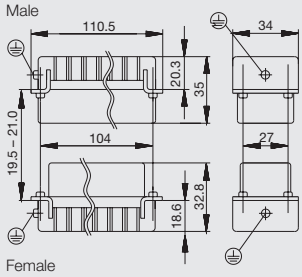


Female

**Arrangement of contacts**

Male




Female




**Mounting cut-out**

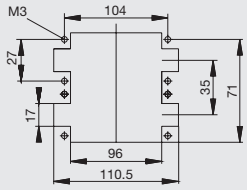


## Accessories

### Crimp contacts

Surface silver

Surface gold

| Qty. | Male | Order No. | Female | Order No. |
|---|---|---|---|---|
| 100 | HDC-C-HD-SM0.14-0.37AG | **1651520000** | HDC-C-HD-BM0.14-0.37AG | **1651570000** |
| 100 | HDC-C-HD-SM0.5AG | **1651530000** | HDC-C-HD-BM0.5AG | **1651580000** |
| 100 | HDC-C-HD-SM0.75-1AG | **1601750000** | HDC-C-HD-BM0.75-1AG | **1601760000** |
| 100 | HDC-C-HD-SM1.5AG | **1651550000** | HDC-C-HD-BM1.5AG | **1651600000** |
| 100 | HDC-C-HD-SM2.5AG | **1651560000** | HDC-C-HD-BM2.5AG | **1651610000** |
| | | | | |
| 100 | HDC-C-HD-SM0.14-0.37AU | **1651620000** | HDC-C-HD-BM0.14-0.37AU | **1651670000** |
| 100 | HDC-C-HD-SM0.5AU | **1651630000** | HDC-C-HD-BM0.5AU | **1651680000** |
| 100 | HDC-C-HD-SM0.75-1AU | **1651640000** | HDC-C-HD-BM0.75-1AU | **1651690000** |
| 100 | HDC-C-HD-SM1.5AU | **1651650000** | HDC-C-HD-BM1.5AU | **1651700000** |
| 100 | HDC-C-HD-SM2.5AU | **1651660000** | HDC-C-HD-BM2.5AU | **1651710000** |

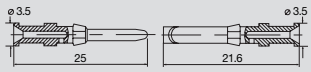


**Single contacts**

| Conductor mm² | AWG No. |
|---|---|
| 0.14 - 0.37 | 22 |
| 0.50 | 20 |
| 0.75 - 1.00 | 18 |
| 1.50 | 16 |
| 2.50 | 14 |

### Tools

| Crimping tool | Order No. |
|---|---|
| CTX CM 1.6/2.5 | **9018490000** |
| **Contact removal tool** | |
| Removal Tool HD | **1866730000** |

## Selection of Housings RockStar® IP65
## Size 12

## Hood

### Hood, Cable Entry sideways

| a | Version | Cover | b (mm) | Designation | Order No. |
|---|---|---|---|---|---|
| M 32 | with thread | | 94 | HDC 48B TSLU 1M32G | **1788320000** |
| M 40 | with thread | | 94 | HDC 48B TSLU 1M40G | **1788310000** |
| M 50 | with thread | | 94 | HDC 48B TSLU 1M50G | **1788300000** |

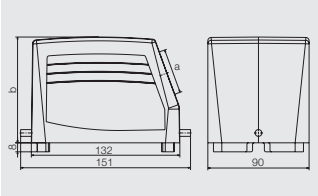


### Hood, Cable Entry at top

| a | Version | Cover | b (mm) | Designation | Order No. |
|---|---|---|---|---|---|
| M 32 | with thread | | 94 | HDC 48B TOLU 1M32G | **1788350000** |
| M 50 | with thread | | 94 | HDC 48B TOLU 1M50G | **1788330000** |

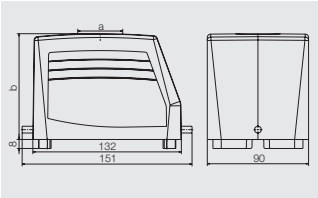


## Base

### Bulkhead housing

| | Version | Cover | b (mm) | Designation | Order No. |
|---|---|---|---|---|---|
| | | with cover | 62 | HDC 48B ADLU | **1222900000** |

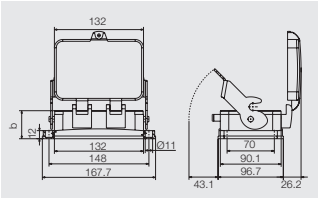


### Base housing

| a | Version | Cover | b (mm) | Designation | Order No. |
|---|---|---|---|---|---|
| M 32 | with thread | with cover | 120 | HDC 48B SDLU 2M32G | **1788390000** |
| M 32 | with thread | | 100 | HDC 48B SLU 2M32G | **1788370000** |
| M 40 | with thread | | 100 | HDC 48B SLU 2M40G | **1788360000** |

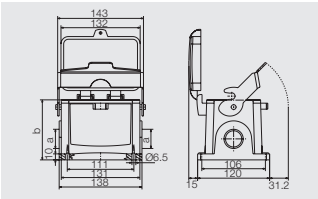

# HVE series – exciting voltage

Weidmüller high-voltage inserts are equipped with lagging earth contacts. This means that plugging operations are never performed live, protecting the user and the circuit.



## Technical data

| | |
|---|---|
| **Standards / approvals** | |
| Standards | DIN EN 61984 |
| | DIN EN 60664-1 |
| Approvals | UL/CSA |
| **Inserts** | |
| No. of poles | 3 + 2, 6 + 2, 10 + 2 |
| Rated voltage | 830 V |
| Rated voltage to UL/CSA | 600 V |
| Rated current | 23 A (HV 3+2 = 24 A) |
| Rated impulse withstand voltage | 8 KV |
| Pollution severity | 3 |
| Insulation resistance | $\geq 10^{10}\ \Omega$ |
| Material | Glass-fibre reinforced PC (in UL list and approved for railway applications) |
| Temperature range | –40 °C ... +125 °C |
| Flammability to UL 94 | V – 0 |
| Mechanical service life | |
| – Plugging cycles Ag - Surface | ≥ 500 |
| **Contacts / Material** | |
| Sockets and plug-in contact | Copper alloy |
| Surface | Passivated silver |
| Clamping unit / Screw connection | Copper alloy / Passivated silver |
| Clamping range / Stripping length | |
| – Screw connection | 0.5 - 2.5 mm² (AWG 20 … 14) / 9 mm |
| – Tension clamp connection | 0.5 - 2.5 mm² (AWG 20 … 14) / 8 mm |
| Clamping torque | |
| – Screw connection | 0.5 - 0.55 Nm |
| SD blades | |
| – Screw connection | 0.6 x 3.5 or PZ 0 |
| – Tension clamp connection | 0.5 x 3 or 0.6 x 3.5 |
| PE connection | |
| – Clamping range | 0.5 … 4 mm² |
| – solid / stranded | 0.5 … 4 mm² / 0.5 … 4 mm² |
| – flexible / flexible with wire end ferrule, DIN 46228 pt. 1 | 0.5 … 4 mm² / 0.5 … 4 mm² |
| – AWG conductor | AWG 20 .. 12 |
| – Stripping length | 10 mm |
| – Clamping torque | 1.2 … 1.5 Nm |
| – Blade dimensions | SD 0.8 x 4 mm or PZ 1 |

**Note:** Switch off power supply before handling plug-in connectors.
Rated voltage determined on the basis of DIN EN 61984 section 6.19.2.2.
500 V for signal contact.

**Derating curves**

HDC HVE ... xT / H05V-K0.5

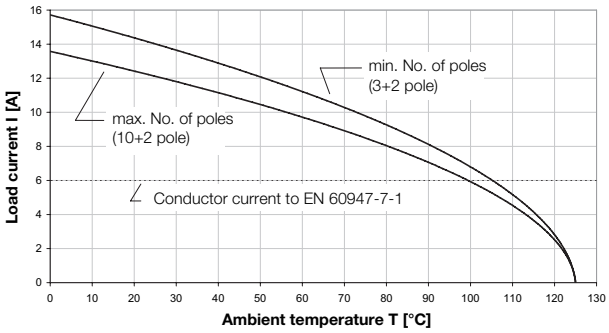


HDC HVE ... xT / H07V-K2.5

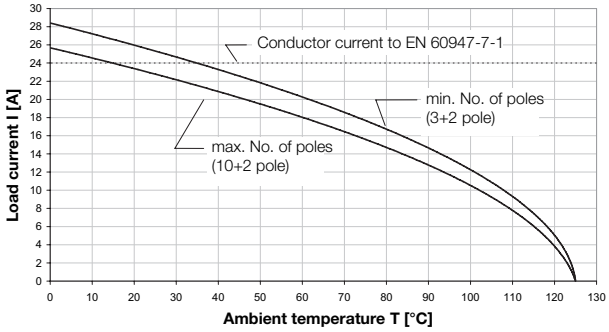

## Overview

| | | Rated voltage | Rated current | No. of poles | Tension clamp connection | Screw conn. with wire guard spring | Crimp connection | Push In | Axial screw connection | Page |
|---|---|---|---|---|---|---|---|---|---|---|
| | | 830 V | 24 A | 3 + 2 + ⏚ | • | • | | | | B.80 |
| | | 830 V | 23 A | 6 + 2 + ⏚ | • | • | | | | B.82 |
| | | 830 V | 23 A | 10 + 2 + ⏚ | • | • | | | | B.84 |

# HVE series - exciting voltage

## 830 V, 24 A, Size 4

3+2 + ⏚

## Inserts

### Tension clamp connection

| Insert | Designation | Order No. |
|---|---|---|
| Male | HDC HVE 3+2 MT | **1896930000** |
| Female | HDC HVE 3+2 FT | **1896920000** |

### Screw connection

| Insert | Designation | Order No. |
|---|---|---|
| Male | HDC HVE 3+2 MS | **1651310000** |
| Female | HDC HVE 3+2 FS | **1651320000** |

### Dimensions

Male

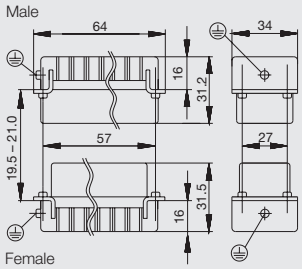


Female

### Arrangement of contacts

Male

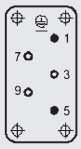


Female

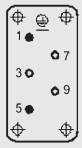


### Mounting cut-out

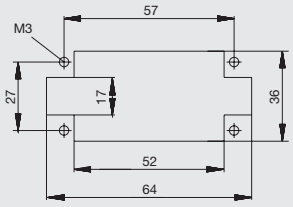

## Selection of Housings RockStar® IP65
## Size 4

## Hood

### Hood, Cable Entry sideways

| a | Version | Cover | b (mm) | Designation | Order No. |
|---|---|---|---|---|---|
| M 20 | with thread | | 52 | HDC 10B TSBU 1M20G | **1787560000** |
| M 25 | with thread | | 52 | HDC 10B TSBU 1M25G | **1787550000** |
| M 25 | with thread | | 72 | HDC 24D TSBU 1M25G | **1787240000** |
| M 32 | with thread | | 72 | HDC 24D TSBU 1M32G | **1787230000** |

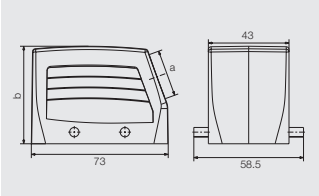


### Hood, Cable Entry at top

| a | Version | Cover | b (mm) | Designation | Order No. |
|---|---|---|---|---|---|
| M 20 | with thread | | 52 | HDC 10B TOBU 1M20G | **1787600000** |
| M 25 | with thread | | 52 | HDC 10B TOBU 1M25G | **1787590000** |
| M 25 | with thread | | 72 | HDC 24D TOBU 1M25G | **1787300000** |
| M 32 | with thread | | 72 | HDC 24D TOBU 1M32G | **1787290000** |

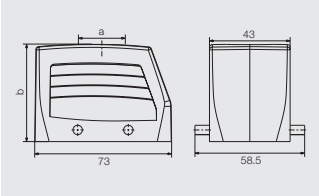


### Cover

| | Version | Designation | Order No. |
|---|---|---|---|
| | for hoods | HDC 10B DMDQ 2QB | **1665240000** |

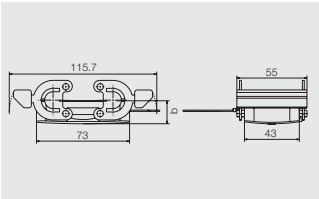


## Base

### Bulkhead housing

| | Version | Cover | b (mm) | Designation | Order No. |
|---|---|---|---|---|---|
| | | | 29.3 | HDC 10B ABU | **1205000000** |

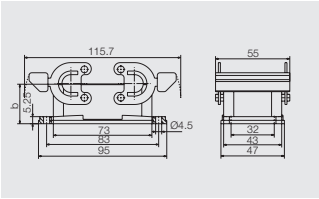


### Base housing

| a | Version | Cover | b (mm) | Designation | Order No. |
|---|---|---|---|---|---|
| M 20 | with thread | | 57 | HDC 10B SBU 2M20G | **1787640000** |
| M 25 | with thread | | 57 | HDC 10B SBU 2M25G | **1787630000** |
| M 25 | with thread | | 74 | HDC 24D SBU 2M25G | **1787350000** |
| M 32 | with thread | | 74 | HDC 24D SBU 2M32G | **1787360000** |

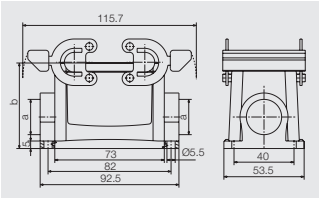


### Coupling hood

| a | Version | Cover | b (mm) | Designation | Order No. |
|---|---|---|---|---|---|
| M 20 | with thread | | 55 | HDC 10B KBU 1M20G | **1787720000** |

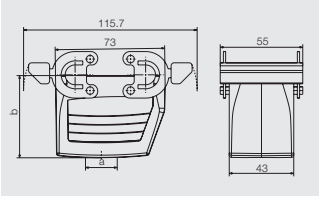


### Cover

| | Version | Designation | Order No. |
|---|---|---|---|
| | for bases | HDC 10B DODQ 4BO | **1665230000** |

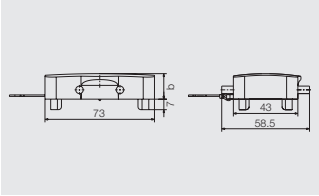

# HVE series - exciting voltage

## 830 V, 23 A, Size 6

## 6+2 + ⏚

## Inserts

### Tension clamp connection

| Insert | Designation | Order No. |
|---|---|---|
| Male | HDC HVE 6+2 MT | **1896950000** |
| Female | HDC HVE 6+2 FT | **1896940000** |

### Screw connection

| Insert | Designation | Order No. |
|---|---|---|
| Male | HDC HVE 6+2 MS | **1651330000** |
| Female | HDC HVE 6+2 FS | **1651340000** |

### Dimensions

Male

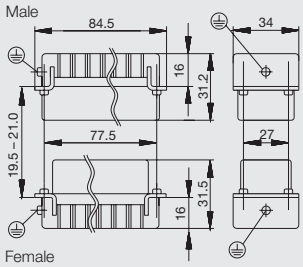


Female

### Arrangement of contacts

Male

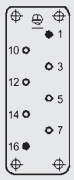


Female

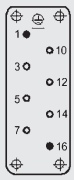


### Mounting cut-out

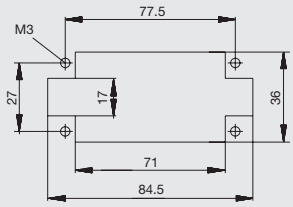

## Selection of Housings RockStar® IP65
## Size 6

## Hood

### Hood, Cable Entry sideways

| a | Version | Cover | b (mm) | Designation | Order No. |
|---|---|---|---|---|---|
| M 25 | with thread | | 61 | HDC 16B TSBU 1M25G | **1788180000** |
| M 25 | with thread | | 76 | HDC 40D TSBU 1M25G | **1787010000** |
| M 32 | with thread | | 76 | HDC 40D TSBU 1M32G | **1787000000** |

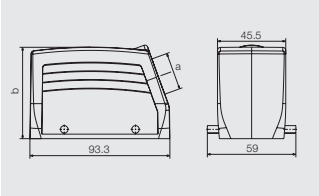


### Hood, Cable Entry at top

| a | Version | Cover | b (mm) | Designation | Order No. |
|---|---|---|---|---|---|
| M 25 | with thread | | 61 | HDC 16B TOBU 1M25G | **1788210000** |
| M 25 | with thread | | 76 | HDC 40D TOBU 1M25G | **1787070000** |
| M 32 | with thread | | 76 | HDC 40D TOBU 1M32G | **1787060000** |

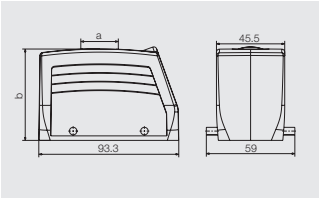


### Cover



| | Version | Designation | Order No. |
|---|---|---|---|
| | for hoods | HDC 16B DMDQ 2QB | **1665270000** |

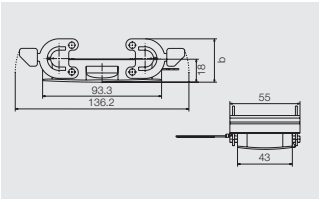


## Base

### Bulkhead housing

| | Version | Cover | b (mm) | Designation | Order No. |
|---|---|---|---|---|---|
| | | | 29 | HDC 16B ABU | **1208600000** |

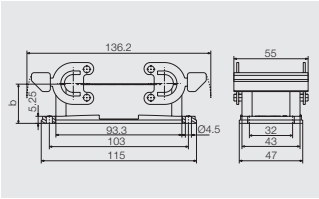


### Base housing

| a | Version | Cover | b (mm) | Designation | Order No. |
|---|---|---|---|---|---|
| M 25 | with thread | | 64 | HDC 16B SBU 2M25G | **1788240000** |
| M 25 | with thread | | 84 | HDC 40D SBU 2M25G | **1787120000** |
| M 32 | with thread | | 84 | HDC 40D SBU 2M32G | **1787110000** |

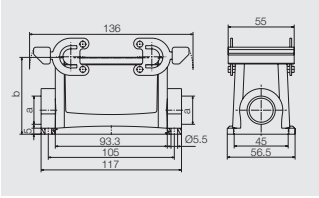


### Coupling hood

| a | Version | Cover | b (mm) | Designation | Order No. |
|---|---|---|---|---|---|
| M 25 | with thread | | 79 | HDC 40D KBU 1M25G | **1787200000** |
| M 32 | with thread | | 79 | HDC 40D KBU 1M32G | **1787190000** |

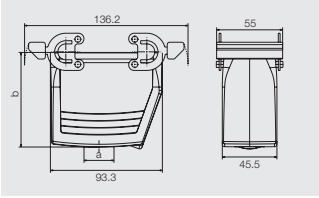


### Cover

| | Version | Designation | Order No. |
|---|---|---|---|
| | for bases | HDC 16B DODQ 4BO | **1665260000** |

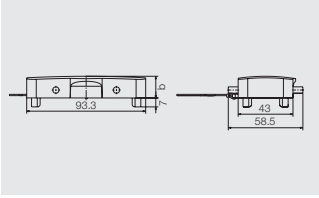

# HVE series - exciting voltage

## 830 V, 23 A, Size 8

## 10+2 + ⏚

## Inserts

### Tension clamp connection

| Insert | Designation | Order No. |
|---|---|---|
| Male | HDC HVE 10+2 MT | **1896970000** |
| Female | HDC HVE 10+2 FT | **1896960000** |

### Screw connection

| Insert | Designation | Order No. |
|---|---|---|
| Male | HDC HVE 10+2 MS | **1651350000** |
| Female | HDC HVE 10+2 FS | **1651360000** |

**Dimensions**

Male

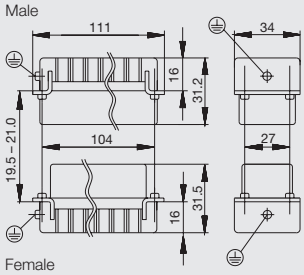


Female

**Arrangement of contacts**

Male




Female

**Mounting cut-out**

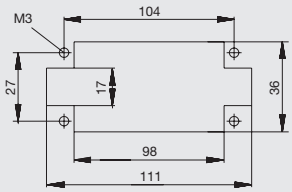

## Selection of Housings RockStar® IP65
## Size 8

## Hood

### Hood, Cable Entry sideways

| a | Version | Cover | b (mm) | Designation | Order No. |
|---|---|---|---|---|---|
| M 25 | with thread | | 61 | HDC 24B TSBU 1M25G | 1787760000 |
| M 32 | with thread | | 61 | HDC 24B TSBU 1M32G | 1787750000 |
| M 25 | with thread | | 76 | HDC 64D TSBU 1M25G | 1786780000 |
| M 32 | with thread | | 76 | HDC 64D TSBU 1M32G | 1786770000 |

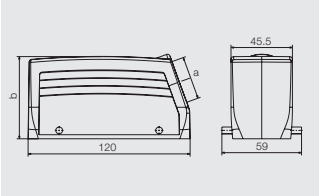


### Hood, Cable Entry at top

| a | Version | Cover | b (mm) | Designation | Order No. |
|---|---|---|---|---|---|
| M 25 | with thread | | 61 | HDC 24B TOBU 1M25G | 1787820000 |
| M 32 | with thread | | 61 | HDC 24B TOBU 1M32G | 1787810000 |
| M 32 | with thread | | 76 | HDC 64D TOBU 1M32G | 1786830000 |

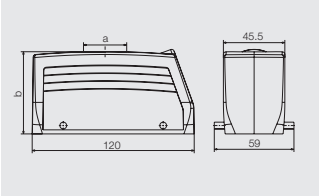


### Cover



| | Version | Designation | Order No. |
|---|---|---|---|
| | for hoods | HDC 24B DMDQ 2QB | 1665640000 |

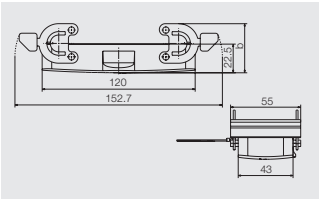


## Base

### Bulkhead housing

| | Version | Cover | b (mm) | Designation | Order No. |
|---|---|---|---|---|---|
| | | | 29.3 | HDC 24B ABU | 1212400000 |

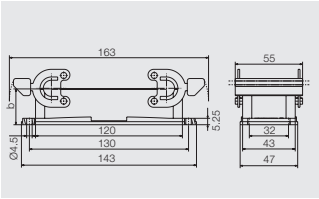


### Base housing

| a | Version | Cover | b (mm) | Designation | Order No. |
|---|---|---|---|---|---|
| M 25 | with thread | | 64 | HDC 24B SBU 2M25G | 1787870000 |
| M 25 | with thread | | 84 | HDC 64D SBU 2M25G | 1786890000 |
| M 32 | with thread | | 84 | HDC 64D SBU 2M32G | 1786880000 |

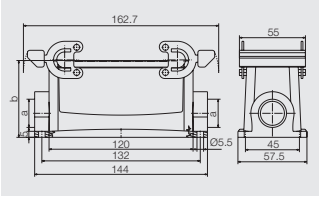


### Coupling hood

| a | Version | Cover | b (mm) | Designation | Order No. |
|---|---|---|---|---|---|
| M 25 | with thread | | 65 | HDC 24B KBU 1M25G | 1787920000 |
| M 32 | with thread | | 79 | HDC 64D KBU 1M32G | 1786960000 |

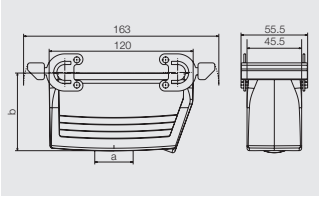


### Cover

| | Version | Designation | Order No. |
|---|---|---|---|
| | for bases | HDC 24B DODQ 4BO | 1665630000 |

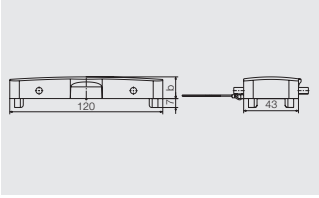

# HSB series – the heavy-duty connectors

The HSB series provides users with 35 A via each contact with screw connections for a safe and reliable connection.



## Technical data

| | |
|---|---|
| **Standards / approvals** | |
| Standards | DIN EN 61984 |
| | DIN EN 60664-1 |
| Approvals | UL/CSA |
| **Inserts** | |
| No. of poles | 6, 12 |
| Rated voltage | 400 V |
| Rated voltage to UL/CSA | 600 V |
| Rated current | 35 A |
| Rated impulse withstand voltage | 6 KV |
| Pollution severity | 3 |
| Insulation resistance | $\geq 10^{10}$ Ω |
| Material | Glass-fibre reinforced PC (in UL list and approved for railway applications) |
| Temperature range | –40 °C ... +125 °C |
| Flammability to UL 94 | V – 0 |
| Mechanical service life | |
| – Plugging cycles Ag - Surface | ≥ 500 |
| – Plugging cycles Au - Surface | ≥ 500 |
| Contact resistance | |
| Screw connection | ≤ 2 mΩ |
| **Contacts / Material** | |
| Sockets and plug-in contact | Copper alloy |
| Surface | Passivated silver or 0.8 µm gold on 2 µm Ni |
| Clamping unit / Screw connection | Copper alloy / Passivated silver |
| Screw connection | |
| – Clamping range | 0.5 – 6 mm² (AWG 20 … 10) |
| – Stripping length | 11 mm |
| – flex. with wire end ferrule to DIN 46228 Part 1: | 4 mm² |
| Clamping torque | |
| – Screw connection | 1.2 … 1.5 Nm |
| SD blades | 0.6 x 3.5 or 0.8 x 4 mm |
| PE connection | |
| – Clamping range | 0.5 … 6 mm² |
| – solid / stranded | 0.5 … 6 mm² / 0.5 … 6 mm² |
| – flexible / flexible with wire end ferrule, DIN 46228 pt. 1 | 0.5 … 6 mm² / 0.5 … 6 mm² |
| – AWG conductor | AWG 20 .. 12 |
| – Stripping length | 10 mm |
| – Clamping torque | 2 … 2.5 Nm |
| – Blade dimensions | SD 1 x 5.5 mm or PH 2 |

**Note:** Switch off power supply before handling plug-in connectors.
When connecting flexible conductors using screws, wire end ferrules to DIN 46228 Part 1 must be used.

**Derating curves**

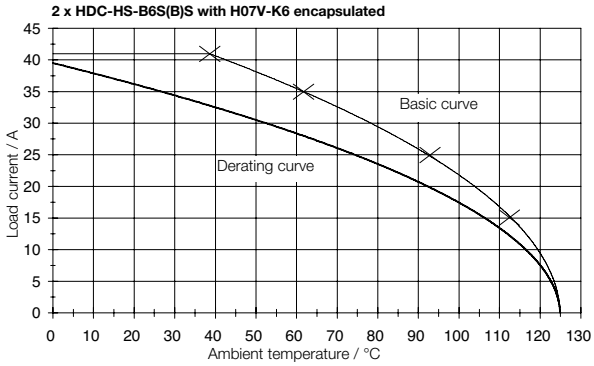

## Overview

| | Rated voltage | Rated current | No. of poles | Tension clamp connection | Screw conn. with wire guard spring | Crimp connection | Push In | Axial screw connection | Page |
|---|---|---|---|---|---|---|---|---|---|
| | 400 V | 35 A | 6 + ⏚ | | • | | | | B.88 |
| | 400 V | 35 A | 12 + ⏚ | | • | | | | B.90 |

# HSB series - the heavy-duty connectors

## 400 V, 35 A, Size 6

6 + ⏚

## Inserts

**Screw connection**

| Insert | Designation | Order No. |
|---|---|---|
| Male | HDC HSB 6 MS | **1498700000** |
| Female | HDC HSB 6 FS | **1498900000** |

**Dimensions**

Male

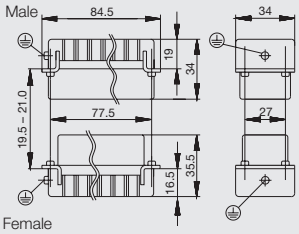


Female

**Arrangement of contacts**

Male




Female




**Mounting cut-out**

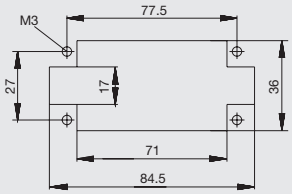

## Selection of Housings RockStar® IP65
## Size 6

## Hood

### Hood, Cable Entry sideways

| a | Version | Cover | b (mm) | Designation | Order No. |
|---|---|---|---|---|---|
| M 25 | with thread | | 61 | HDC 16B TSBU 1M25G | **1788180000** |
| M 25 | with thread | | 76 | HDC 40D TSBU 1M25G | **1787010000** |
| M 32 | with thread | | 76 | HDC 40D TSBU 1M32G | **1787000000** |

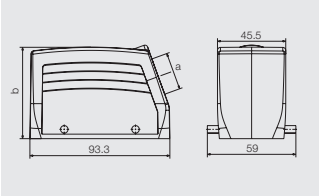


### Hood, Cable Entry at top

| a | Version | Cover | b (mm) | Designation | Order No. |
|---|---|---|---|---|---|
| M 25 | with thread | | 61 | HDC 16B TOBU 1M25G | **1788210000** |
| M 25 | with thread | | 76 | HDC 40D TOBU 1M25G | **1787070000** |
| M 32 | with thread | | 76 | HDC 40D TOBU 1M32G | **1787060000** |

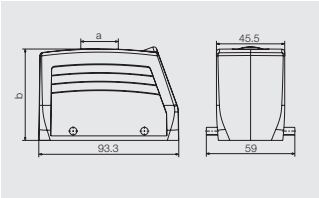


### Cover



| | Version | Designation | Order No. |
|---|---|---|---|
| | for hoods | HDC 16B DMDQ 2QB | **1665270000** |

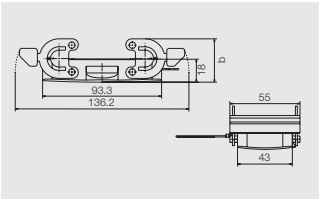


## Base

### Bulkhead housing

| | Version | Cover | b (mm) | Designation | Order No. |
|---|---|---|---|---|---|
| | | | 29 | HDC 16B ABU | **1208600000** |

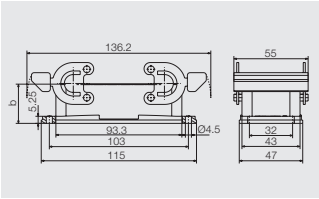


### Base housing

| a | Version | Cover | b (mm) | Designation | Order No. |
|---|---|---|---|---|---|
| M 25 | with thread | | 64 | HDC 16B SBU 2M25G | **1788240000** |
| M 25 | with thread | | 84 | HDC 40D SBU 2M25G | **1787120000** |
| M 32 | with thread | | 84 | HDC 40D SBU 2M32G | **1787110000** |

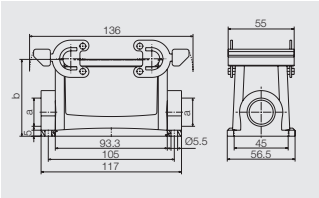


### Coupling hood

| a | Version | Cover | b (mm) | Designation | Order No. |
|---|---|---|---|---|---|
| M 25 | with thread | | 79 | HDC 40D KBU 1M25G | **1787200000** |
| M 32 | with thread | | 79 | HDC 40D KBU 1M32G | **1787190000** |

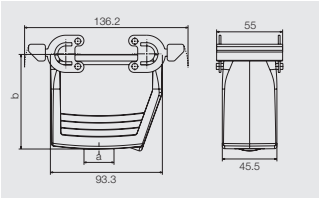


### Cover

| | Version | Designation | Order No. |
|---|---|---|---|
| | for bases | HDC 16B DODQ 4BO | **1665260000** |

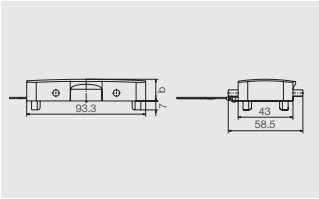

# HSB series - the heavy-duty connectors

## 400 V, 35 A, Size 10

12 + ⏚

## Inserts

### Screw connection

| Insert | Designation | Order No. |
|---|---|---|
| Male | HDC HSB 6 MS | **1498700000** |
| Female | HDC HSB 6 FS | **1498900000** |
| Male | HDC HSB 6 MS 7 - 12 | **1498800000** |
| Female | HDC HSB 6 FS 7 - 12 | **1499000000** |

### Dimensions

Male

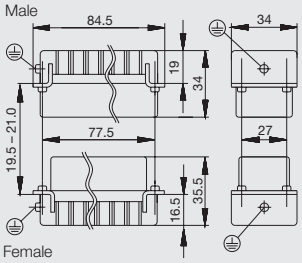


Female

### Arrangement of contacts

Male

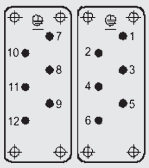


Female

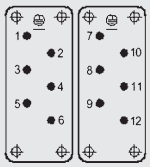


### Mounting cut-out

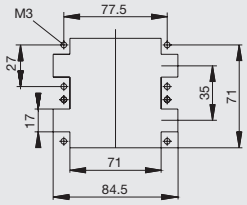

## Selection of Housings RockStar® IP65
## Size 10

## Hood

### Hood, Cable Entry sideways

| a | Version | Cover | b (mm) | Designation | Order No. |
|---|---|---|---|---|---|
| M 32 | with thread | | 79 | HDC 32B TSLU 1M32G | **1788420000** |

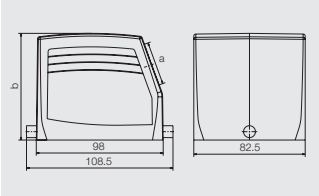


## Base

### Bulkhead housing

| | Version | Cover | b (mm) | Designation | Order No. |
|---|---|---|---|---|---|
| | | with cover | 55 | HDC 32B ADLU | **1219800000** |
| | | | 38 | HDC 32B ALU | **1219500000** |

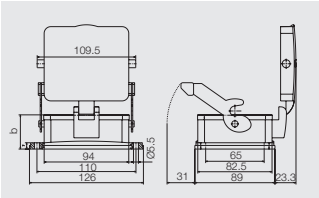


### Base housing

| a | Version | Cover | b (mm) | Designation | Order No. |
|---|---|---|---|---|---|
| M 32 | with thread | with cover | 96 | HDC 32B SDLU 2M32G | **1788490000** |
| M 32 | with thread | | 79 | HDC 32B SLU 2M32G | **1788470000** |

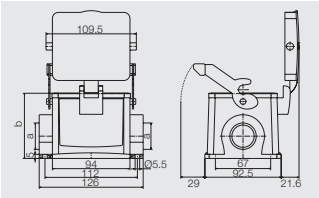


### Coupling hood

| a | Version | Cover | b (mm) | Designation | Order No. |
|---|---|---|---|---|---|
| M 32 | with thread | | 83 | HDC 32B KLU 1M32G | **1788500000** |

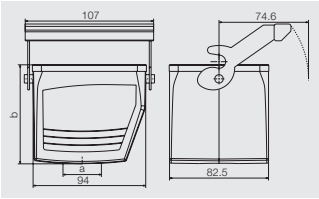

# MixMate series – the high-capacity connectors

MixMate integrates axial screw contacts and TOP connection technology in one plug-in connector. The compact design allows simultaneous transmission of high currents, high voltages and signals.

## Technical data

| | S 4 | S 4/0 | S 6/12 | S 6/6 |
|---|---|---|---|---|
| **Standards / approvals** | | | | |
| Standards | DIN EN 61984 | DIN EN 61984 | DIN EN 61984 | DIN EN 61984 |
| | DIN EN 60664-1 | DIN EN 60664-1 | DIN EN 60664-1 | DIN EN 60664-1 |
| Approvals | UL/CSA | UL/CSA | UL/CSA | UL/CSA |
| **Inserts** | | | | |
| No. of poles | | | | |
| – Power contact | 4 (+PE) | 4 | 6 | 6 (+PE) |
| – Signal contact | | | 12 | 6 |
| Rated voltage | | | | |
| – Power contact | 1000 V | 830 V | 630 V | 630 V |
| – Signal contact | | | 400 V | 400 V |
| Rated voltage to UL/CSA | 600 V | 600 V | 600 V | 600 V |
| Rated current | | | | |
| – Power contact | 65 A | 80 A | 48 A | 100 A |
| – Signal contact | | | 16 A | 16 A |
| Rated impulse withstand voltage | | | | |
| – Power contact | 8 KV | 8 KV | 8 KV | 8 KV |
| – Signal contact | | | 6 KV | 6 KV |
| Pollution severity | 3 | 3 | 3 | 3 |
| Insulation resistance | $\geq 10^{10}\,\Omega$ | $\geq 10^{10}\,\Omega$ | $\geq 10^{10}\,\Omega$ | $\geq 10^{10}\,\Omega$ |
| Material | Glass-fibre reinforced PC (in UL list | Glass-fibre reinforced PC (in UL list | Glass-fibre reinforced PC (in UL list | Glass-fibre reinforced PC (in UL list |
| | and approved for railway applications) | and approved for railway applications) | and approved for railway applications) | and approved for railway applications) |
| Temperature range | –40 °C ... +125 °C | –40 °C ... +125 °C | –40 °C ... +125 °C | –40 °C ... +125 °C |
| Flammability to UL 94 | V – 0 | V – 0 | V – 0 | V – 0 |
| Mechanical service life | | | | |
| – Plugging cycles Ag - Surface | ≥ 500 | ≥ 500 | ≥ 500 | ≥ 500 |
| – Plugging cycles Au - Surface | ≥ 500 | ≥ 500 | ≥ 500 | ≥ 500 |
| Contact resistance | | | | |
| with min. and max. conductors | ≤ 4 mΩ | ≤ 4 mΩ | ≤ 4 mΩ | ≤ 4 mΩ |
| **Contacts / Material** | | | | |
| Sockets and plug-in contact | Copper alloy | Copper alloy | Copper alloy | Copper alloy |
| Surface | Passivated silver or | Passivated silver or | Passivated silver or | Passivated silver or |
| | 0.8 µm gold on 2 µm Nickel | 0.8 µm gold on 2 µm Nickel | 0.8 µm gold on 2 µm Nickel | 0.8 µm gold on 2 µm Nickel |
| Flexible conductor connection | | | | |
| – Power contact | 2.5 - 10 mm² (AWG 14 … 8) | 1.5 - 16 mm² (AWG 16 … 6) | 2.5 - 10 mm² (AWG 14 … 8) | 16 - 35 mm² (AWG 8 … 2) |
| – Signal contact | | | 0.5 - 2.5 mm² (AWG 24 … 14) | 0.5 - 2.5 mm² (AWG 24 … 14) |
| Stripping length | | | | |
| – Power contact | 8 mm | 8 mm | 8 mm | 13 mm |
| – Signal contact | | | 12 mm | 12 mm |
| Clamping torque/Axial connection | | | | |
| – Screw connection | | 2 … 3 Nm | | |
| – Power contact | 1.1 - 1.7 Nm | | 1.1 - 1.7 Nm | 6 … 8 Nm |
| – Signal contact | | | 0.45 ... 0.9 Nm | 0.45 ... 0.9 Nm |
| Fixings | | | | |
| Hexagon socket, 2 mm | SW 2 | SW 3 | SW 2 | SW 4 |
| Screwdriver | 0.6 x 3.5 | | 0.6 x 3.5 mm | SD 0.6 x 3.5 or PZ 0 |
| PE connection via plug/socket | | | | |
| – Clamping range | 1.5/2.5 … 4/10 mm² | 1.5 … 16 mm² with cable lug | 2.5 … 10 mm² | 0.5 … 4 mm² |
| – AWG conductor | AWG 16/14 … 12/8 | AWG 16 … 6 | AWG 14 .. 8 | AWG 20 … 12 |
| – Stripping length | 8 mm | 8 mm (for wire up to 6 mm² only) | 8 mm | 8 mm |
| – Clamping torque | 0.5 – 0.8 Nm | 2 … 2.5 Nm | 2 … 2.5 Nm | 1.2 – 1.5 mm |
| – Blade dimensions | SD 0.8 x 4 mm | SD 0.8 x 4 mm or PZ 2 | SD 0.8 x 4 mm or PZ 2 | SD 0.8 x 4 mm or PZ 1 |

**Note:** Power contact = axial connection, Signal contact = screw connection, Switch off power supply before handling plug-in connectors. MixMate S6/6 with PE via axial connection with data identical to the power contact

## Overview

| | Rated voltage | Rated current | No. of poles | Tension clamp connection | Screw conn. with wire guard spring | Crimp connection | Push In | Axial screw connection | Page |
|---|---|---|---|---|---|---|---|---|---|
| | 1000 V | 65 A | 4 + ⏚ | | | | | • | B.96 |
| | 830 V | 80 A | 4 + 0 + ⏚ | | | | | • | B.98 |
| | 630 V | 48 A | 6 + 12 + ⏚ | | • | | | • | B.100 |
| | 630 V | 100 A | 6 + 6 + ⏚ | | • | | | • | B.102 |

## MixMate series – the high-capacity connectors

## Technical data

### Derating curves

**Size 3**
**MixMate – 4 power contacts**

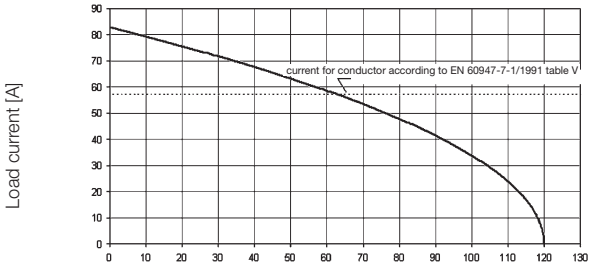


**HDC-S4-SAS/BAS H07V-K10** Ambient temperature [°C]

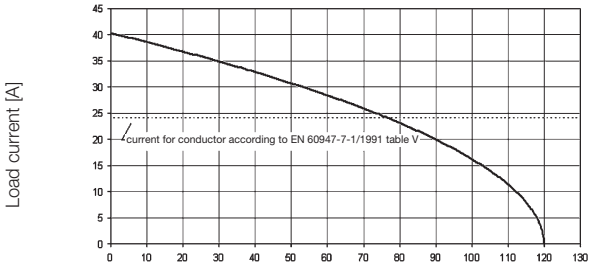


**HDC-S4-SAS/BAS H07V-K2,5** Ambient temperature [°C]

**Size 6**
**MixMate – 4 power contacts**

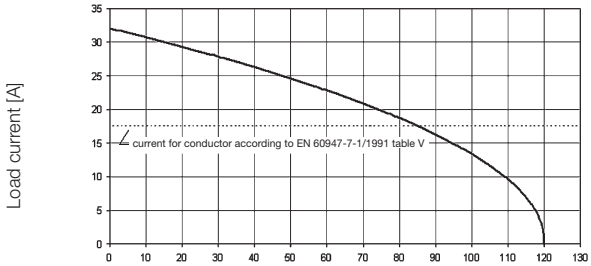


**HDC-S4/0-SAS/BAS H07V-K1,5** Ambient temperature [°C]

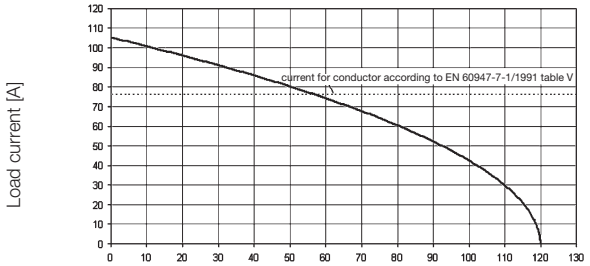


**HDC-S4/0-SAS/BAS H07V-K16** Ambient temperature [°C]

## Technical data

### Derating curves

**Size 6**
**MixMate – 6 power contacts/12 signal contacts**

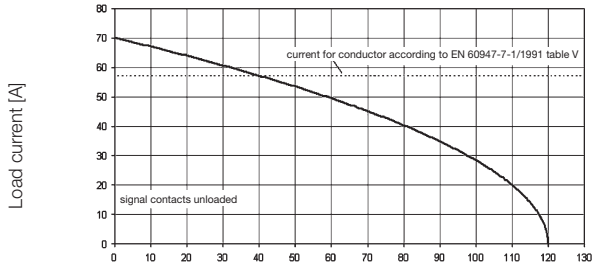


**HDC-S6/12-SAS/BAS**
**power contacts H07V-K10**

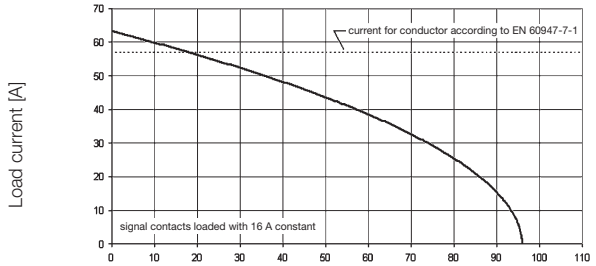


**HDC-S6/12-SAS/BAS**
**power contacts H07V-K10**

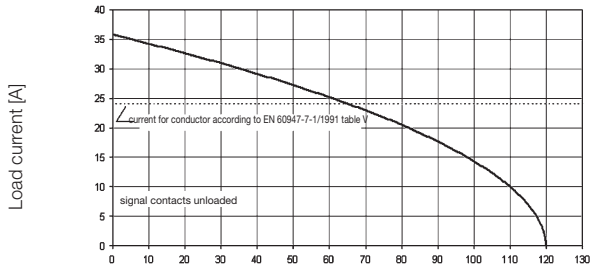


**HDC-S6/12-SAS/BAS**
**power contacts H07V-K2,5**

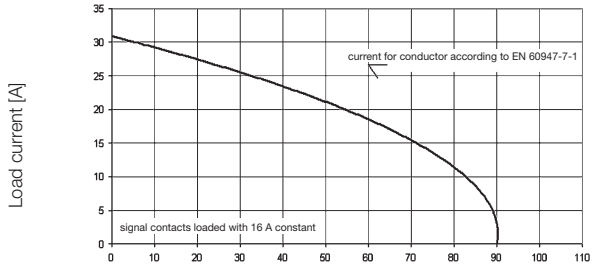


**HDC-S6/12-SAS/BAS**
**power contacts H07V-K2,5**

**Size 8**
**MixMate – 6 power contacts/6 signal contacts**

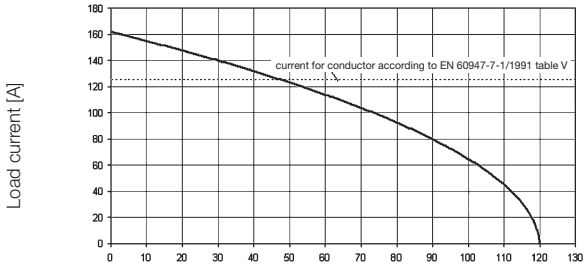


**HDC-S6/6-SAS/BAS**
**power contacts H07V-K35**

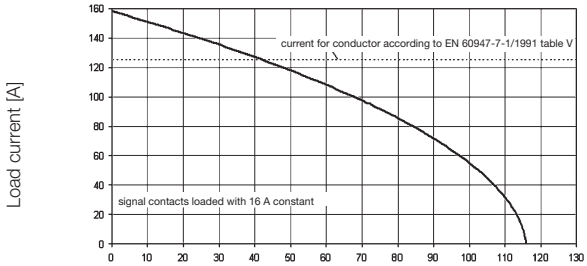


**HDC-S6/6-SAS/BAS**
**power contacts H07V-K35**

## MixMate series - the high-capacity connectors

### 1000 V, 65 A, Size 3

4 + ⏚

## Inserts

**Axial screw connection**

| Insert | Designation | Order No. |
|---|---|---|
| Male | HDC S4 SAS | 1789990000 |
| Female | HDC S4 BAS | 1789980000 |

**Dimensions**

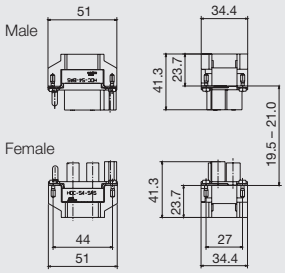


**Arrangement of contacts**

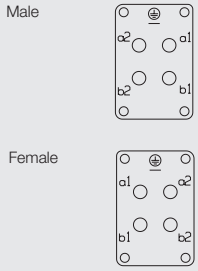


**Mounting cut-out**

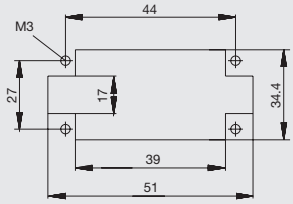

## Selection of Housings RockStar® IP65
## Size 3

## Hood

### Hood, Cable Entry sideways

| a | Version | Cover | b (mm) | Designation | Order No. |
|---|---|---|---|---|---|
| M 20 | with thread | | 52 | HDC 06B TSLU 1M20G | **1788100000** |
| M 20 | with thread | | 52 | HDC 06B TSLU 1M20G | **1805930000** |
| M 25 | with thread | | 52 | HDC 06B TSLU 1M25G | **1788090000** |
| M 25 | with thread | | 72 | HDC 16D TSLU 1M25G | **1787480000** |

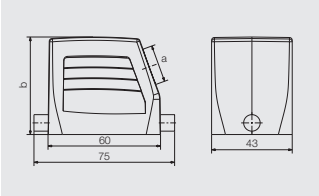


### Hood, Cable Entry at top

| a | Version | Cover | b (mm) | Designation | Order No. |
|---|---|---|---|---|---|
| M 20 | with thread | | 52 | HDC 06B TOLU 1M20G | **1788120000** |
| M 25 | with thread | | 52 | HDC 06B TOLU 1M25G | **1788110000** |
| M 25 | with thread | | 72 | HDC 16D TOLU 1M25G | **1787500000** |
| M 32 | with thread | | 72 | HDC 16D TOLU 1M32G | **1787490000** |

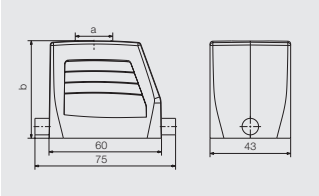


### Cover

| | Version | Designation | Order No. |
|---|---|---|---|
| | for hoods | HDC 06B DMDL 1LB | **1665210000** |

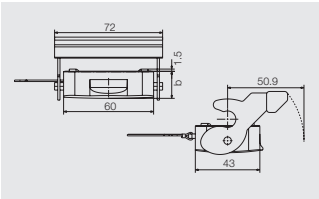


## Base

### Bulkhead housing

| | Version | Cover | b (mm) | Designation | Order No. |
|---|---|---|---|---|---|
| | | | 29 | HDC 06B ALU | **1202100000** |
| | | with cover | 47 | HDC 06B ADLU | **1202500000** |

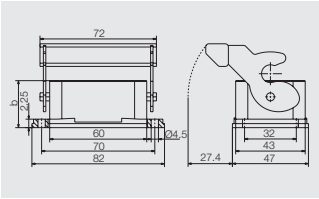


### Base housing

| a | Version | Cover | b (mm) | Designation | Order No. |
|---|---|---|---|---|---|
| M 20 | with thread | | 54 | HDC 06B SLU 2M20G | **1788140000** |
| M 20 | with thread | with cover | 72 | HDC 06B SDLU 2M20G | **1788170000** |
| M 25 | with thread | | 54 | HDC 06B SLU 2M25G | **1788130000** |
| M 25 | with thread | with cover | 72 | HDC 06B SDLU 2M25G | **1788160000** |

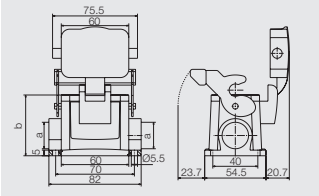


### Cover

| | Version | Designation | Order No. |
|---|---|---|---|
| | for bases | HDC 06B DODL 2BO | **1665200000** |

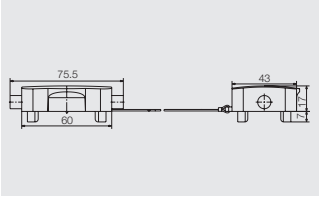

## MixMate series - the high-capacity connectors

### 630 V, 80 A, Size 6

### 4+0 + ⏚

## Inserts

**Axial screw connection**

| Insert | Designation | Order No. |
|---|---|---|
| Male | HDC S4 0 SAS | **1789960000** |
| Female | HDC S4 0 BAS | **1789970000** |

**Dimensions**

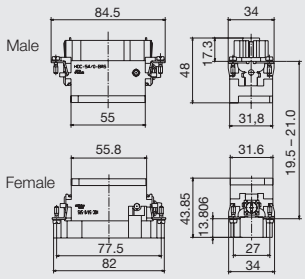


**Arrangement of contacts**

Male

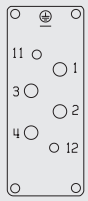


Female

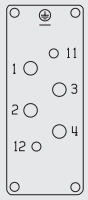


**Mounting cut-out**

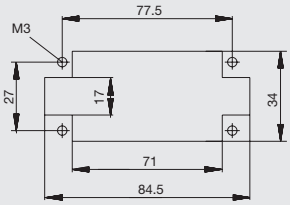

## Selection of Housings RockStar® IP65
## Size 6

## Hood

### Hood, Cable Entry sideways

| a | Version | Cover | b (mm) | Designation | Order No. |
|---|---|---|---|---|---|
| M 25 | with thread | | 61 | HDC 16B TSBU 1M25G | **1788180000** |
| M 25 | with thread | | 76 | HDC 40D TSBU 1M25G | **1787010000** |
| M 32 | with thread | | 76 | HDC 40D TSBU 1M32G | **1787000000** |

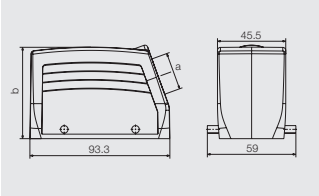


### Hood, Cable Entry at top

| a | Version | Cover | b (mm) | Designation | Order No. |
|---|---|---|---|---|---|
| M 25 | with thread | | 61 | HDC 16B TOBU 1M25G | **1788210000** |
| M 25 | with thread | | 76 | HDC 40D TOBU 1M25G | **1787070000** |
| M 32 | with thread | | 76 | HDC 40D TOBU 1M32G | **1787060000** |

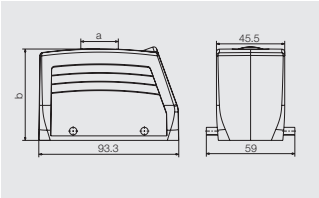


### Cover



| | Version | Designation | Order No. |
|---|---|---|---|
| | for hoods | HDC 16B DMDQ 2QB | **1665270000** |

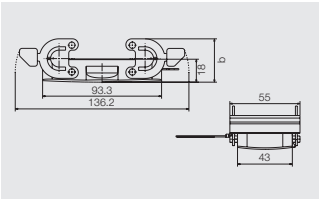


## Base

### Bulkhead housing

| | Version | Cover | b (mm) | Designation | Order No. |
|---|---|---|---|---|---|
| | | | 29 | HDC 16B ABU | **1208600000** |

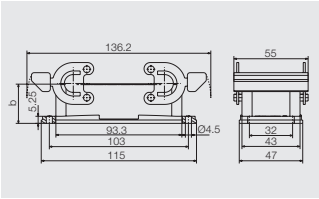


### Base housing

| a | Version | Cover | b (mm) | Designation | Order No. |
|---|---|---|---|---|---|
| M 25 | with thread | | 64 | HDC 16B SBU 2M25G | **1788240000** |
| M 25 | with thread | | 84 | HDC 40D SBU 2M25G | **1787120000** |
| M 32 | with thread | | 84 | HDC 40D SBU 2M32G | **1787110000** |

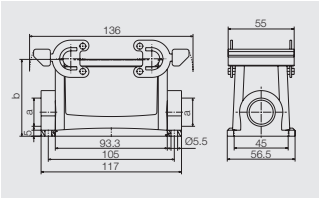


### Coupling hood

| a | Version | Cover | b (mm) | Designation | Order No. |
|---|---|---|---|---|---|
| M 25 | with thread | | 79 | HDC 40D KBU 1M25G | **1787200000** |
| M 32 | with thread | | 79 | HDC 40D KBU 1M32G | **1787190000** |

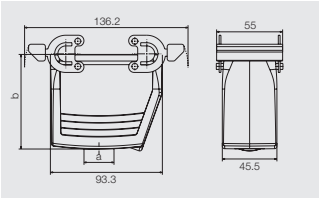


### Cover

| | Version | Designation | Order No. |
|---|---|---|---|
| | for bases | HDC 16B DODQ 4BO | **1665260000** |

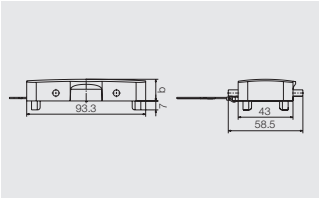

# MixMate series - the high-capacity connectors

## 630 V, 48 A, Size 6

## 6+12 + ⏚

## Inserts

### Axial screw connection

| Insert | Designation | Order No. |
|---|---|---|
| Male | HDC S6 12 SAS | **1790000000** |
| Female | HDC S6 12 BAS | **1790010000** |

**Note** Please note: the signal contacts are designed for a rated voltage of 400V and a rated current of 16A.

### Dimensions

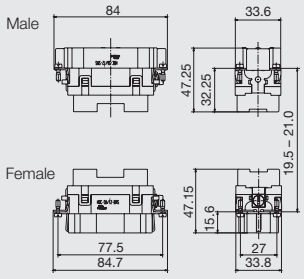


### Arrangement of contacts

Male

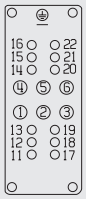


Female

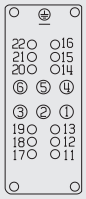


### Mounting cut-out

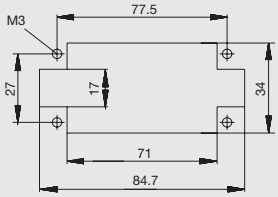

## Selection of Housings RockStar® IP65
## Size 6

## Hood

### Hood, Cable Entry sideways

| a | Version | Cover | b (mm) | Designation | Order No. |
|---|---|---|---|---|---|
| M 25 | with thread | | 61 | HDC 16B TSBU 1M25G | **1788180000** |
| M 25 | with thread | | 76 | HDC 40D TSBU 1M25G | **1787010000** |
| M 32 | with thread | | 76 | HDC 40D TSBU 1M32G | **1787000000** |

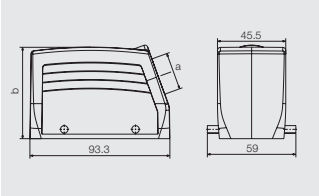


### Hood, Cable Entry at top

| a | Version | Cover | b (mm) | Designation | Order No. |
|---|---|---|---|---|---|
| M 25 | with thread | | 61 | HDC 16B TOBU 1M25G | **1788210000** |
| M 25 | with thread | | 76 | HDC 40D TOBU 1M25G | **1787070000** |
| M 32 | with thread | | 76 | HDC 40D TOBU 1M32G | **1787060000** |

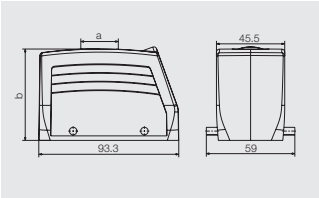


### Cover



| | Version | Designation | Order No. |
|---|---|---|---|
| | for hoods | HDC 16B DMDQ 2QB | **1665270000** |

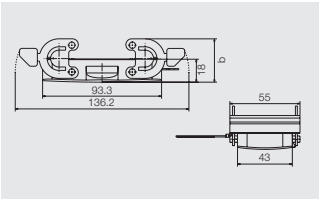


## Base

### Bulkhead housing

| | Version | Cover | b (mm) | Designation | Order No. |
|---|---|---|---|---|---|
| | | | 29 | HDC 16B ABU | **1208600000** |

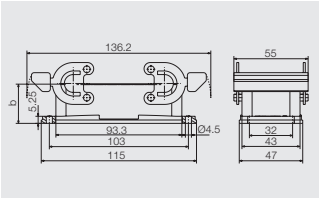


### Base housing

| a | Version | Cover | b (mm) | Designation | Order No. |
|---|---|---|---|---|---|
| M 25 | with thread | | 64 | HDC 16B SBU 2M25G | **1788240000** |
| M 25 | with thread | | 84 | HDC 40D SBU 2M25G | **1787120000** |
| M 32 | with thread | | 84 | HDC 40D SBU 2M32G | **1787110000** |

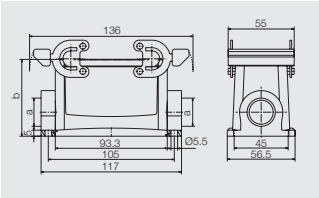


### Coupling hood

| a | Version | Cover | b (mm) | Designation | Order No. |
|---|---|---|---|---|---|
| M 25 | with thread | | 79 | HDC 40D KBU 1M25G | **1787200000** |
| M 32 | with thread | | 79 | HDC 40D KBU 1M32G | **1787190000** |

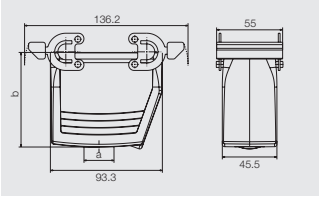


### Cover

| | Version | Designation | Order No. |
|---|---|---|---|
| | for bases | HDC 16B DODQ 4BO | **1665260000** |

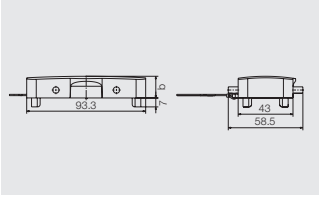

# MixMate series - the high-capacity connectors

## 630 V, 100 A, Size 8

6+6 + ⏚

## Inserts

### Axial screw connection

| Insert | Designation | Order No. |
|---|---|---|
| Male | HDC S6 6 SAS | **1790030000** |
| Female | HDC S6 6 BAS | **1790020000** |

**Note** Please note: the signal contacts are designed for a rated voltage of 400V and a rated current of 16A.

### Dimensions

Male

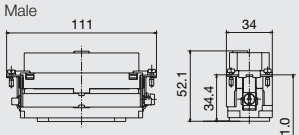


Female

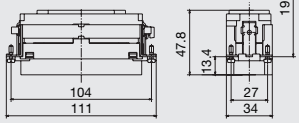


### Arrangement of contacts

Male

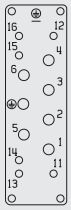


Female

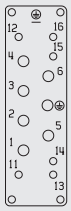


### Mounting cut-out

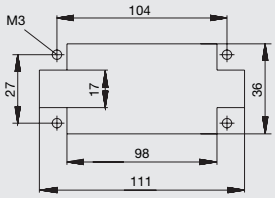

## Selection of Housings RockStar® IP65
## Size 8

## Hood

### Hood, Cable Entry sideways

| a | Version | Cover | b (mm) | Designation | Order No. |
|---|---|---|---|---|---|
| M 25 | with thread | | 61 | HDC 24B TSBU 1M25G | 1787760000 |
| M 32 | with thread | | 61 | HDC 24B TSBU 1M32G | 1787750000 |
| M 25 | with thread | | 76 | HDC 64D TSBU 1M25G | 1786780000 |
| M 32 | with thread | | 76 | HDC 64D TSBU 1M32G | 1786770000 |

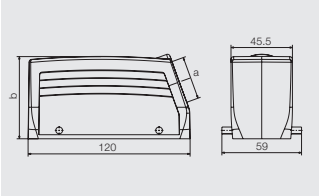


### Hood, Cable Entry at top

| a | Version | Cover | b (mm) | Designation | Order No. |
|---|---|---|---|---|---|
| M 25 | with thread | | 61 | HDC 24B TOBU 1M25G | 1787820000 |
| M 32 | with thread | | 61 | HDC 24B TOBU 1M32G | 1787810000 |
| M 32 | with thread | | 76 | HDC 64D TOBU 1M32G | 1786830000 |

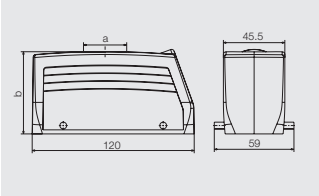


### Cover



| | Version | Designation | Order No. |
|---|---|---|---|
| | for hoods | HDC 24B DMDQ 2QB | 1665640000 |

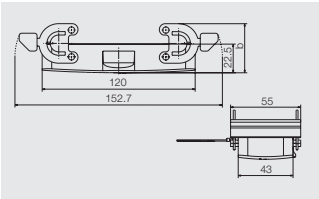


## Base

### Bulkhead housing

| | Version | Cover | b (mm) | Designation | Order No. |
|---|---|---|---|---|---|
| | | | 29.3 | HDC 24B ABU | 1212400000 |

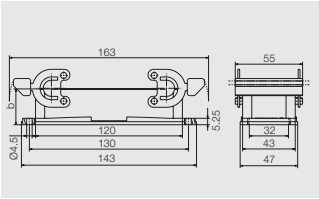


### Base housing

| a | Version | Cover | b (mm) | Designation | Order No. |
|---|---|---|---|---|---|
| M 25 | with thread | | 64 | HDC 24B SBU 2M25G | 1787870000 |
| M 25 | with thread | | 84 | HDC 64D SBU 2M25G | 1786890000 |
| M 32 | with thread | | 84 | HDC 64D SBU 2M32G | 1786880000 |

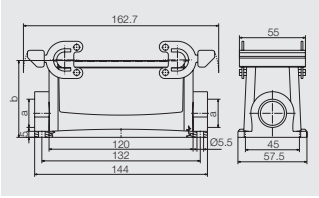


### Coupling hood

| a | Version | Cover | b (mm) | Designation | Order No. |
|---|---|---|---|---|---|
| M 25 | with thread | | 65 | HDC 24B KBU 1M25G | 1787920000 |
| M 32 | with thread | | 79 | HDC 64D KBU 1M32G | 1786960000 |

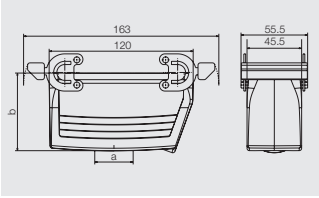


### Cover

| | Version | Designation | Order No. |
|---|---|---|---|
| | for bases | HDC 24B DODQ 4BO | 1665630000 |

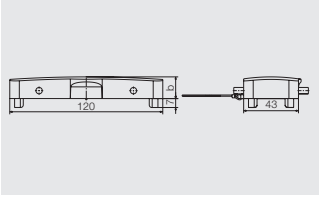

# HQ series – the powerful little connectors

Small dimensions, but nevertheless capable. The electrical ratings speak for themselves and they are also suitable for the proven HE crimp contacts.

That makes for manageability and clarity.



## Technical data

| | |
|---|---|
| **Standards / approvals** | |
| Standards | DIN EN 61984 |
| | DIN EN 60664-1 |
| Approvals | UL/CSA |
| **Inserts** | |
| No. of poles | 5, 8 (+PE) |
| Rated voltage | |
| – HQ 5 | 400 V (250 V Pole / PE) |
| – HQ 8 | 500 V |
| Rated voltage to UL/CSA | 600 V |
| Rated current | 16 A |
| Rated impulse withstand voltage | |
| – HQ 5 | 4 KV |
| – HQ 8 | 6 KV |
| Pollution severity | 3 |
| Insulation resistance | $\geq 10^{10}$ Ω |
| Material | Glass-fibre reinforced PC (in UL list and approved for railway applications) |
| Temperature range | –40 °C ... +125 °C |
| Flammability to UL 94 | V – 0 |
| Mechanical service life | |
| – Plugging cycles Ag - Surface | ≥ 500 |
| – Plugging cycles Au - Surface | ≥ 500 |
| Contact resistance | |
| Crimp connection | ≤ 4 mΩ |
| **Contacts / Material** | |
| Sockets and plug-in contact | Copper alloy |
| Surface | Passivated silver, or 0.8 µm gold on 2 µm nickel |
| Crimp connection | |
| – Flexible conductor connection | 0.5 - 4 mm² (AWG 20 … 12) |
| – Stripping length | 7.5 mm |
| Clamping torque | |
| – Screw connection | |
| SD blades | |
| – Screw connection | |
| – Push In | |
| – Tension clamp connection | |
| PE connection | |
| – Clamping range | 0.5 … 4 mm² |
| – solid / stranded | 0.5 … 4 mm² / 0.5 … 4 mm² |
| – flexible / flexible with wire end ferrule, DIN 46228 pt. 1 | 0.5 … 4 mm² / 0.5 … 4 mm² |
| – AWG conductor | AWG 20 .. 12 |
| – Stripping length | 10 mm |
| – Clamping torque | 1.2 … 1.5 Nm |
| – Blade dimensions | SD 0.8 x 4 mm or PZ 1 |

**Note:** Switch off power supply before handling plug-in connectors.

## Overview

| | Rated voltage | Rated current | No. of poles | Tension clamp connection | Screw conn. with wire guard spring | Crimp connection | Push In | Axial screw connection | Page |
|---|---|---|---|---|---|---|---|---|---|
| | 400 V | 16 A | 5 + ⏚ | | | • | | | B.106 |
| | 500 V | 16 A | 8 + ⏚ | | | • | | | B.108 |

# HQ series - the powerful little connectors

## 400 V, 16 A, Size 1

5 + ⏚

## Inserts

### Crimp connection

| Insert | Designation | Order No. |
|---|---|---|
| Male | HDC HQ 5 MC | **1912440000** |
| Female | HDC HQ 5 FC | **1912460000** |

**Dimensions**

Male

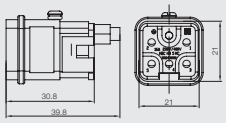


Female

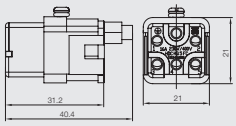


## Accessories

### Crimp contacts

Surface silver

Surface gold

| Qty. | Male | Order No. | Female | Order No. |
|---|---|---|---|---|
| 100 | HDC-C-HE-SM0.5AG | **1200500000** | HDC-C-HE-BM0.5AG | **1201100000** |
| 100 | HDC-C-HE-SM0.75-1AG | **1200600000** | HDC-C-HE-BM0.75-1AG | **1201200000** |
| 100 | HDC-C-HE-SM1.5AG | **1200700000** | HDC-C-HE-BM1.5AG | **1201300000** |
| 100 | HDC-C-HE-SM2.5AG | **1200800000** | HDC-C-HE-BM2.5AG | **1201400000** |
| 100 | HDC-C-HE-SM4.0AG | **1200900000** | HDC-C-HE-BM4.0AG | **1201500000** |
| | | | | |
| 100 | HDC-C-HE-SM0.5AU | **1651420000** | HDC-C-HE-BM0.5AU | **1651470000** |
| 100 | HDC-C-HE-SM0.75-1AU | **1651430000** | HDC-C-HE-BM0.75-1AU | **1651480000** |
| 100 | HDC-C-HE-SM1.5AU | **1651440000** | HDC-C-HE-BM1.5AU | **1651490000** |
| 100 | HDC-C-HE-SM2.5AU | **1651450000** | HDC-C-HE-BM2.5AU | **1651500000** |
| 100 | HDC-C-HE-SM4.0AU | **1651460000** | HDC-C-HE-BM4.0AU | **1651510000** |

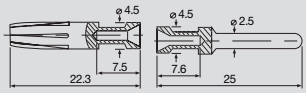


**Single contacts**

| Conductor mm² | AWG No. |
|---|---|
| 0.50 | 20 |
| 0.75-1.00 | 18 |
| 1.50 | 16 |
| 2.50 | 14 |
| 4.00 | 12 |

### Tools

| Crimping tool | Order No. |
|---|---|
| CTX CM 1.6/2.5 | **9018490000** |
| **Contact removal tool** | |
| Removal Tool HE | **1866750000** |

## Selection of Housings RockStar® IP65
## Size 1

### Hood

**material:** Diecast aluminium

#### Hood, Cable Entry sideways

| a | Version | Cover | b (mm) | Designation | Order No. |
|---|---|---|---|---|---|
| M 20 | with thread | | 49.2 | HDC 04A TWLU 1M20G | **1788810000** |

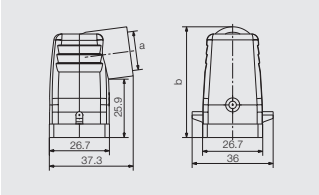


#### Hood, Cable Entry at top

| a | Version | Cover | b (mm) | Designation | Order No. |
|---|---|---|---|---|---|
| M 20 | with thread | | 50 | HDC 04A TOLU 1M20G | **1788820000** |

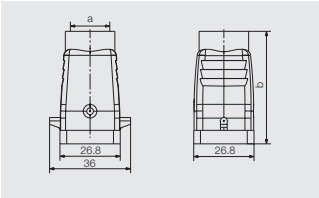


### Base

#### Bulkhead housing

| | Version | Cover | b (mm) | Designation | Order No. |
|---|---|---|---|---|---|
| | | | 23 | HDC 04A ALU | **1497600000** |

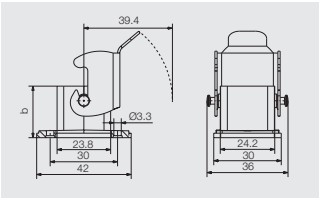


#### Base housing

| a | Version | Cover | b (mm) | Designation | Order No. |
|---|---|---|---|---|---|
| M 20 | with thread | | 25.8 | HDC 04A SLU 1M20G | **1788830000** |

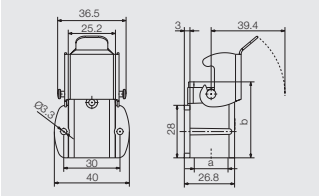


#### Coupling hood

| a | Version | Cover | b (mm) | Designation | Order No. |
|---|---|---|---|---|---|
| M 20 | with thread | | 53.5 | HDC 04A KOLU 1M20G | **1788840000** |

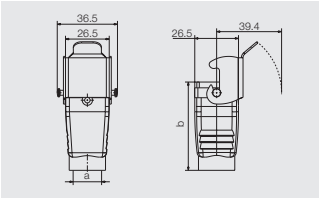


#### Screw Mounting Housing

| a | Version | Cover | b (mm) | Designation | Order No. |
|---|---|---|---|---|---|
| M 20 | with thread | | 54 | HDC 04A ELU 1M20G | **1900320000** |
| PG 13,5 | with thread | | 54 | HDC 04A ELU 1PG13G | **1900330000** |
| PG 13,5 | with thread | | 54 | HDC 04A ELU 1PG13G EXI | **1900350000** |

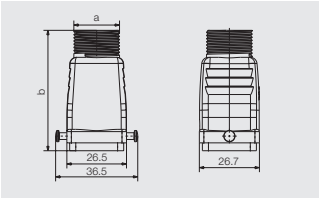


#### Cover

| | Version | | Designation | Order No. |
|---|---|---|---|---|
| | for female insert | | HDC 04A DMDL 2BO | **1665750000** |
| | for male insert | | HDC 04A DODL 2BO | **1665740000** |

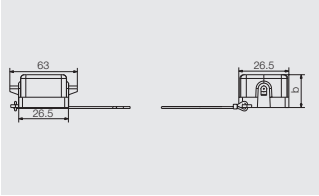

# HQ series - the powerful little connectors

## 500 V, 16 A

8 + ⏚

## Inserts

### Crimp connection

| Insert | Designation | Order No. |
|---|---|---|
| Male | HDC HQ 8 MC | **1919970000** |
| Female | HDC HQ 8 FC | **1919980000** |

### Dimensions

Male

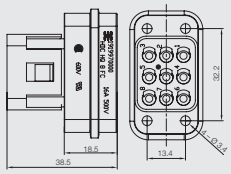


Female

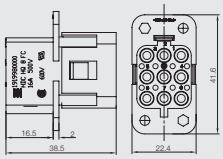


## Accessories

### Crimp contacts

Surface silver

Surface gold

| Qty. | Male | Order No. | Female | Order No. |
|---|---|---|---|---|
| 100 | HDC-C-HE-SM0.5AG | **1200500000** | HDC-C-HE-BM0.5AG | **1201100000** |
| 100 | HDC-C-HE-SM0.75-1AG | **1200600000** | HDC-C-HE-BM0.75-1AG | **1201200000** |
| 100 | HDC-C-HE-SM1.5AG | **1200700000** | HDC-C-HE-BM1.5AG | **1201300000** |
| 100 | HDC-C-HE-SM2.5AG | **1200800000** | HDC-C-HE-BM2.5AG | **1201400000** |
| 100 | HDC-C-HE-SM4.0AG | **1200900000** | HDC-C-HE-BM4.0AG | **1201500000** |
| | | | | |
| 100 | HDC-C-HE-SM0.5AU | **1651420000** | HDC-C-HE-BM0.5AU | **1651470000** |
| 100 | HDC-C-HE-SM0.75-1AU | **1651430000** | HDC-C-HE-BM0.75-1AU | **1651480000** |
| 100 | HDC-C-HE-SM1.5AU | **1651440000** | HDC-C-HE-BM1.5AU | **1651490000** |
| 100 | HDC-C-HE-SM2.5AU | **1651450000** | HDC-C-HE-BM2.5AU | **1651500000** |
| 100 | HDC-C-HE-SM4.0AU | **1651460000** | HDC-C-HE-BM4.0AU | **1651510000** |

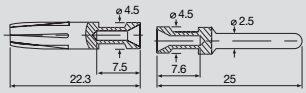


**Single contacts**

| Conductor mm² | AWG No. |
|---|---|
| 0.50 | 20 |
| 0.75-1.00 | 18 |
| 1.50 | 16 |
| 2.50 | 14 |
| 4.00 | 12 |

### Tools

| Crimping tool | Order No. |
|---|---|
| CTX CM 1.6/2.5 | **9018490000** |
| **Contact removal tool** | |
| Removal Tool HE | **1866750000** |

# CabinetMate DSTV-HE series – connector at front, terminal at rear

CabinetMate DSTV-HE offers a simple solution for connecting conductors from inside the switch cabinet. From the outside of the switch cabinet, users can connect to their equipment using HE series inserts.

## Technical data

| | |
|---|---|
| **Standards / approvals** | |
| Standards | DIN EN 61984 |
| | DIN EN 60664-1 |
| Approvals | |
| **Contact inserts** | |
| No. of poles | 6, 10, 16, 24 ( +PE) |
| Rated voltage | 500 V |
| Rated current | 16 A |
| Rated impulse withstand voltage | 6 kV |
| Pollution severity | 3 |
| Insulation resistance | $10^{10}$ Ω |
| Material | Glass fibre reinforced thermoplastic moulding (UL listed) |
| Temperature range | – 40° .... +110°C |
| Flammability to UL 94 | V-2 |
| Mechanical service life | |
| Plugging cycles Ag | ≤ 200 |
| Rated voltage to UL / CSA | 600 V AC/DC |
| **Contacts** | |
| Material | Copper alloy |
| Surface | 3 µm Ag |
| Clamping range | |
| Screw connection | 0.5 ... 4 mm² / AWG 20 ... 12 |
| Tension clamp connection | 0.5 ... 2.5 mm² / AWG 20 ... 14 |
| Clamping torque | 0.4 ... 0.7 Nm |
| Stripping length | |
| Screw connection | 12.0 mm |
| Tension clamp connection | 6.0 mm |

**Derating curves**

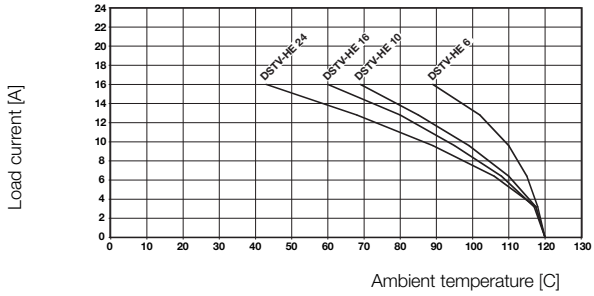


**Tension spring connection 2,5 mm² conductor**

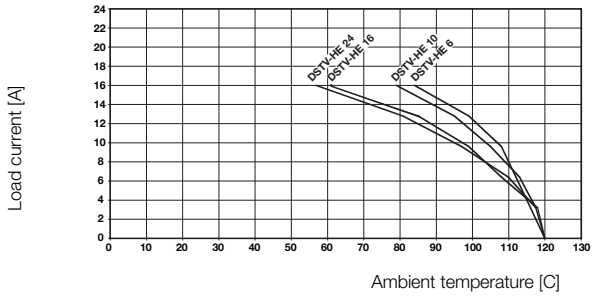


**Screw connection 2,5 mm² conductor**

## Overview

| | Rated voltage | Rated current | No. of poles | Tension clamp connection | Screw conn. with wire guard spring | Crimp connection | Push In | Axial screw connection | Page |
|---|---|---|---|---|---|---|---|---|---|
| | 500 V | 16 A | 6 + ⏚ | • | • | | | | B.112 |
| | 500 V | 16 A | 10 + ⏚ | • | • | | | | B.114 |
| | 500 V | 16 A | 16 + ⏚ | • | • | | | | B.116 |
| | 500 V | 16 A | 24 + ⏚ | • | • | | | | B.118 |

# CabinetMate DSTV-HE series – connector at front, terminal at rear

## 500 V, 16 A, Size 3

6 + ⏚

## Inserts

### Tension clamp connection

| Insert | Designation | Order No. |
|---|---|---|
| Male | DSTV HE SR6 ZF | **1837510000** |
| Female | DSTV HE BR6 ZF | **1837430000** |
| Male | DSTV HE SL6 ZF | **1837470000** |
| Female | DSTV HE BL6 ZF | **1837390000** |

### Screw connection

| Insert | Designation | Order No. |
|---|---|---|
| Male | DSTV HE SR6 S | **1848740000** |
| Female | DSTV HE BR6 S | **1848600000** |
| Male | DSTV HE SL6 S | **1848660000** |
| Female | DSTV HE BL6 S | **1848550000** |

SR – PE conductor right
BR – PE conductor right
SL – PE conductor left
BL – PE conductor left

ZF – Tension clamp connection
S – Screw connection

### Dimensions

earthing contact on the left

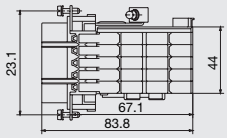


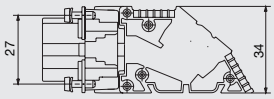


earthing contact on the right

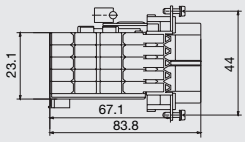


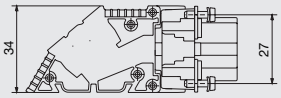

## Selection of Housings RockStar® IP65

### Base

**Bulkhead housing**

| Version | Cover | b (mm) | Designation | Order No. |
|---|---|---|---|---|
| | | 29 | HDC 06B ALU | **1202100000** |
| | with cover | 47 | HDC 06B ADLU | **1202500000** |

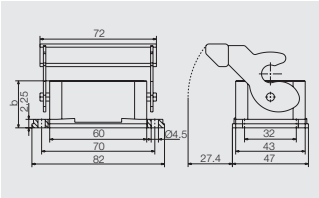

# CabinetMate DSTV-HE series – connector at front, terminal at rear

## 500 V, 16 A, Size 4

10 + ⏚

## Inserts

### Tension clamp connection

| Insert | Designation | Order No. |
|---|---|---|
| Male | DSTV HE SR10 ZF | **1837520000** |
| Female | DSTV HE BR10 ZF | **1837440000** |
| Male | DSTV HE SL10 ZF | **1837480000** |
| Female | DSTV HE BL10 ZF | **1837400000** |

### Screw connection

| Insert | Designation | Order No. |
|---|---|---|
| Male | DSTV HE SR10 S | **1848750000** |
| Female | DSTV HE BR10 S | **1848610000** |
| Male | DSTV HE SL10 S | **1848680000** |
| Female | DSTV HE BL10 S | **1848570000** |

SR – PE conductor right
BR – PE conductor right
SL – PE conductor left
BL – PE conductor left

ZF – Tension clamp connection
S – Screw connection

### Dimensions

earthing contact on the left

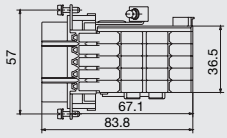


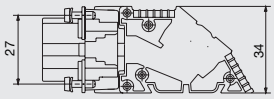


earthing contact on the right

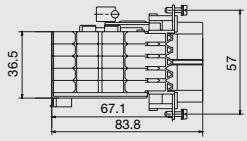


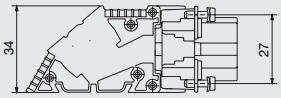

## Selection of Housings RockStar® IP65

### Base

**Bulkhead housing**

| Version | Cover | b (mm) | Designation | Order No. |
|---|---|---|---|---|
| | | 29.3 | HDC 10B ABU | **1205000000** |

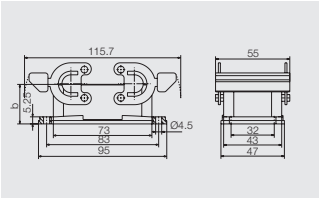

# CabinetMate DSTV-HE series – connector at front, terminal at rear

## 500 V, 16 A, Size 6

16 + ⏚

## Inserts

### Tension clamp connection

| Insert | Designation | Order No. |
|---|---|---|
| Male | DSTV HE SR16 ZF | **1837530000** |
| Female | DSTV HE BR16 ZF | **1837450000** |
| Male | DSTV HE SL16 ZF | **1837490000** |
| Female | DSTV HE BL16 ZF | **1837410000** |

### Screw connection

| Insert | Designation | Order No. |
|---|---|---|
| Male | DSTV HE SR16 S | **1848760000** |
| Female | DSTV HE BR16 S | **1848620000** |
| Male | DSTV HE SL16 S | **1848700000** |
| Female | DSTV HE BL16 S | **1848580000** |

SR – PE conductor right
BR – PE conductor right
SL – PE conductor left
BL – PE conductor left

ZF – Tension clamp connection
S – Screw connection

### Dimensions

earthing contact on the left

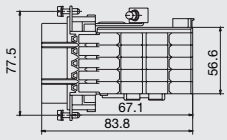


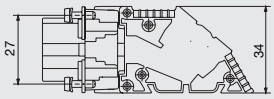


earthing contact on the right

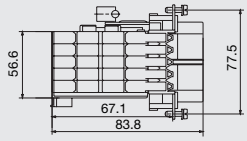


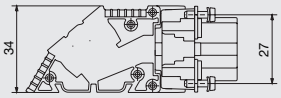

## Selection of Housings RockStar® IP65

### Base

**Bulkhead housing**

| Version | Cover | b (mm) | Designation | Order No. |
|---|---|---|---|---|
| | | 29 | HDC 16B ABU | **1208600000** |

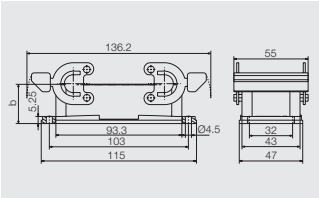

# CabinetMate DSTV-HE series – connector at front, terminal at rear

## 500 V, 16 A, Size 8

24 + ⏚

## Inserts

### Tension clamp connection

| Insert | Designation | Order No. |
|---|---|---|
| Male | DSTV HE SR24 ZF | **1837540000** |
| Female | DSTV HE BR24 ZF | **1837460000** |
| Male | DSTV HE SL24 ZF | **1837500000** |
| Female | DSTV HE BL24 ZF | **1837420000** |

### Screw connection

| Insert | Designation | Order No. |
|---|---|---|
| Male | DSTV HE SR24 S | **1848770000** |
| Female | DSTV HE BR24 S | **1848630000** |
| Male | DSTV HE SL24 S | **1848730000** |
| Female | DSTV HE BL24 S | **1848590000** |

SR – PE conductor right
BR – PE conductor right
SL – PE conductor left
BL – PE conductor left

ZF – Tension clamp connection
S – Screw connection

### Dimensions

earthing contact on the left

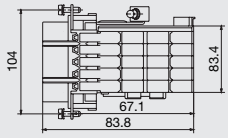


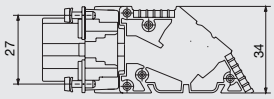


earthing contact on the right

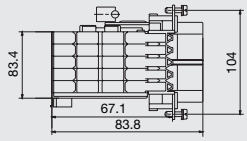


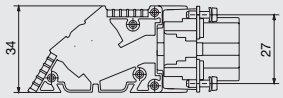

## Selection of Housings RockStar® IP65

### Base

**Bulkhead housing**

| Version | Cover | b (mm) | Designation | Order No. |
|---|---|---|---|---|
| | | 29.3 | HDC 24B ABU | **1212400000** |

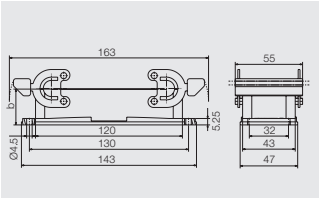

# CabinetMate DSTV-HD series – connector at front, terminal at rear

CabinetMate DSTV-HD offers a simple solution for connecting conductors from inside the switch cabinet. Usable with inserts from the HD series.

## Technical data

| | |
|---|---|
| **Standards / approvals** | |
| Standards | DIN EN 61984 |
| | DIN EN 60664-1 |
| Approvals | |
| **Contact inserts** | |
| No. of poles | 16, 24, 40, 64 (+ PE) |
| Rated voltage (VDE 110/2.79) | 250 V ~/ 300 V - |
| Rated current | 10 A |
| Test voltage | 2.5 kV |
| Insulation group | C |
| Specific contact resistance | $10^{16}$ Ω/cm |
| Insulation resistance | $10^{13}$ Ω |
| Material | Glass fibre reinforced thermoplastic moulding (UL listed) |
| Temperature range | –40° .... +125°C |
| Flammability to UL 94 | V-0 |
| Mechanical service life | |
| plugging cycles Ag | ≤ 100 |
| Nominal voltage to UL / CSA | 600 V AC/DC |
| **Contacts** | |
| Material | Copper alloy |
| Surface | |
| hard silver plated | 3 µm Ag |
| Contact resistance | < 2 mΩ |
| Clamping range | 0.5 ... 1.5 mm² / AWG 20 ... 16 |
| Clamping torque | 0.4 Nm |
| Stripping length | 10.0 mm |

**Derating curves**

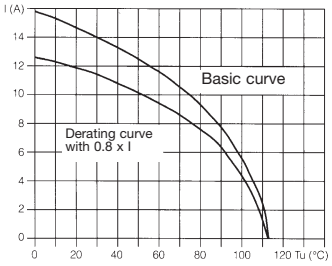


**Test specimen DSTV-HD 16/HDC-HD-16**
**Conductor H07V-K 1.5 mm²**

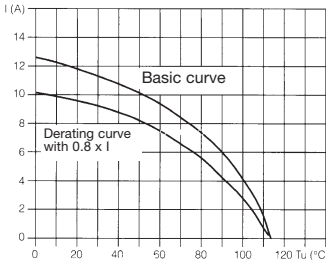


**Test specimen DSTV-HD 64/HDC-HD-64**
**Conductor H07V-K 1.5 mm²**

## Overview

| | Rated voltage | Rated current | No. of poles | Tension clamp connection | Screw conn. with wire guard spring | Crimp connection | Push In | Axial screw connection | Page |
|---|---|---|---|---|---|---|---|---|---|
| | 250 V | 10 A | 16 + ⏚ | | • | | | | B.122 |
| | 250 V | 10 A | 24 + ⏚ | | • | | | | B.124 |
| | 250 V | 10 A | 40 + ⏚ | | • | | | | B.126 |
| | 250 V | 10 A | 64 + ⏚ | | • | | | | B.128 |

# CabinetMate DSTV-HD series – connector at front, terminal at rear

## 250 V, 10 A, Size 3

16 + ⏚

## Inserts

### Screw connection

| Insert | Designation | Order No. |
|---|---|---|
| Male | DSTV-HD-SR 16 AU | **1566370000** |
| Female | DSTV-HD-BR 16 AU | **1566330000** |
| Female | DSTV-HD-BR 16 SN | **1566650000** |
| Male | DSTV-HD-SL 16 AU | **1566450000** |
| Female | DSTV-HD-BL 16 SN | **1566730000** |

SR – PE conductor right
BR – PE conductor right
SL – PE conductor left
BL – PE conductor left

**Dimensions**

earthing contact on the left

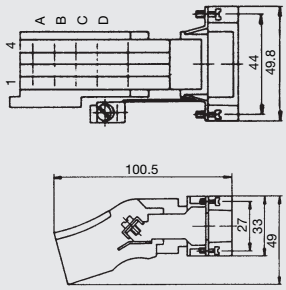


earthing contact on the right

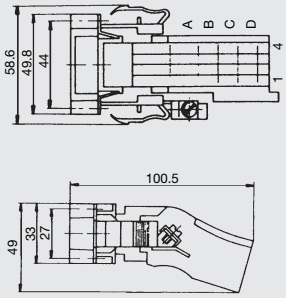


## Accessories

### Snap-on tags

| Qty. Designation | Order No. | Designation | Order No. |
|---|---|---|---|
| 1000 SF 10 BEZ. 0-9 | **0332400000** | SG 10 BEZ. 4 | **0332500004** |
| 1000 SF 10 BEZ. 1-10 | **0331500001** | SG 10 BEZ. 5 | **0332500005** |
| 1000 SF 10 BEZ. 11-20 | **0331500011** | SG 10 BEZ. 6 | **0332500006** |
| 1000 SG 10 BEZ. 0 | **0332501000** | SG 10 BEZ. 7 | **0332500007** |
| 1000 SG 10 BEZ. 1 | **0332500001** | SG 10 BEZ. 8 | **0332500008** |
| 1000 SG 10 BEZ. 2 | **0332500002** | SG 10 BEZ. 9 | **0332500009** |
| 1000 SG 10 BEZ. 3 | **0332500003** | SO 10 | **0332300000** |

## Selection of Housings RockStar® IP65

### Base

**Bulkhead housing**

| Version | Cover | b (mm) | Designation | Order No. |
|---|---|---|---|---|
| | | 29 | HDC 06B ALU | **1202100000** |
| | with cover | 47 | HDC 06B ADLU | **1202500000** |

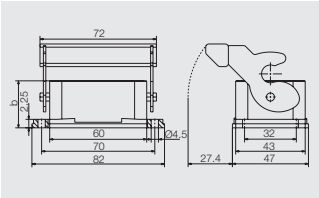

# CabinetMate DSTV-HD series – connector at front, terminal at rear

## 250 V, 10 A, Size 4

24 + ⏚

## Inserts

### Screw connection

| Insert | Designation | Order No. |
|---|---|---|
| Male | DSTV-HD-SR 24 SN | **1566700000** |
| Female | DSTV-HD-BR 24 SN | **1566660000** |
| Female | DSTV-HD-BL 24 AU | **1566420000** |
| Female | DSTV-HD-BL 24 SN | **1566740000** |

SR – PE conductor right
BR – PE conductor right
SL – PE conductor left
BL – PE conductor left

**Dimensions**

earthing contact on the left

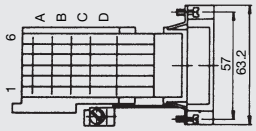


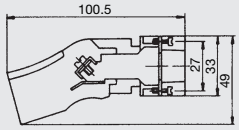


earthing contact on the right

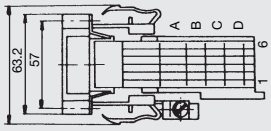


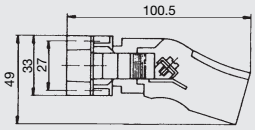


## Accessories

### Snap-on tags

| Qty. | Designation | Order No. | Designation | Order No. |
|---|---|---|---|---|
| 1000 | SF 10 BEZ. 0-9 | **0332400000** | SG 10 BEZ. 4 | **0332500004** |
| 1000 | SF 10 BEZ. 1-10 | **0331500001** | SG 10 BEZ. 5 | **0332500005** |
| 1000 | SF 10 BEZ. 11-20 | **0331500011** | SG 10 BEZ. 6 | **0332500006** |
| 1000 | SG 10 BEZ. 0 | **0332501000** | SG 10 BEZ. 7 | **0332500007** |
| 1000 | SG 10 BEZ. 1 | **0332500001** | SG 10 BEZ. 8 | **0332500008** |
| 1000 | SG 10 BEZ. 2 | **0332500002** | SG 10 BEZ. 9 | **0332500009** |
| 1000 | SG 10 BEZ. 3 | **0332500003** | SO 10 | **0332300000** |

## Selection of Housings RockStar® IP65

### Base

**Bulkhead housing**

| Version | Cover | b (mm) | Designation | Order No. |
|---|---|---|---|---|
| | | 29.3 | HDC 10B ABU | **1205000000** |

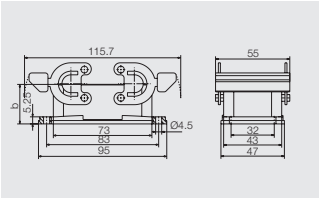

# CabinetMate DSTV-HD series – connector at front, terminal at rear

## 250 V, 10 A, Size 6

40 + ⏚

## Inserts

### Screw connection

| Insert | Designation | Order No. |
|---|---|---|
| Male | DSTV-HD-SR 40 AU | **1566390000** |
| Male | DSTV-HD-SR 40 SN | **1566710000** |
| Female | DSTV-HD-BR 40 AU | **1566350000** |
| Female | DSTV-HD-BR 40 SN | **1566670000** |
| Male | DSTV-HD-SL 40 AU | **1566470000** |
| Male | DSTV-HD-SL 40 SN | **1566790000** |
| Female | DSTV-HD-BL 40 AU | **1566430000** |
| Female | DSTV-HD-BL 40 SN | **1566750000** |

SR – PE conductor right
BR – PE conductor right
SL – PE conductor left
BL – PE conductor left

**Dimensions**

earthing contact on the left

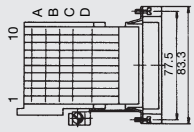


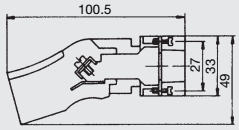


earthing contact on the right

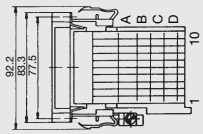


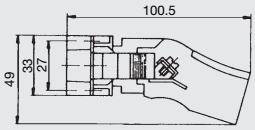


## Accessories

### Snap-on tags

| Qty. | Designation | Order No. | Designation | Order No. |
|---|---|---|---|---|
| 1000 | SF 10 BEZ. 0-9 | **0332400000** | SG 10 BEZ. 4 | **0332500004** |
| 1000 | SF 10 BEZ. 1-10 | **0331500001** | SG 10 BEZ. 5 | **0332500005** |
| 1000 | SF 10 BEZ. 11-20 | **0331500011** | SG 10 BEZ. 6 | **0332500006** |
| 1000 | SG 10 BEZ. 0 | **0332501000** | SG 10 BEZ. 7 | **0332500007** |
| 1000 | SG 10 BEZ. 1 | **0332500001** | SG 10 BEZ. 8 | **0332500008** |
| 1000 | SG 10 BEZ. 2 | **0332500002** | SG 10 BEZ. 9 | **0332500009** |
| 1000 | SG 10 BEZ. 3 | **0332500003** | SO 10 | **0332300000** |

## Selection of Housings RockStar® IP65

### Base

**Bulkhead housing**

| Version | Cover | b (mm) | Designation | Order No. |
|---|---|---|---|---|
| | | 29 | HDC 16B ABU | **1208600000** |

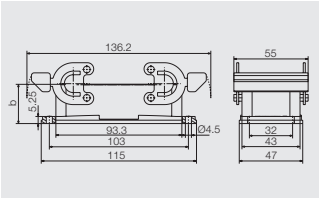

# CabinetMate DSTV-HD series – connector at front, terminal at rear

## 250 V, 10 A, Size 8

64 + ⏚

## Inserts

### Screw connection

| Insert | Designation | Order No. |
|---|---|---|
| Male | DSTV-HD-SR 64 AU | **1566400000** |
| Male | DSTV-HD-SR 64 SN | **1566720000** |
| Female | DSTV-HD-BR 64 AU | **1566360000** |
| Female | DSTV-HD-BR 64 SN | **1566680000** |
| Male | DSTV-HD-SL 64 AU | **1566480000** |
| Male | DSTV-HD-SL 64 SN | **1566800000** |
| Female | DSTV-HD-BL 64 AU | **1566440000** |
| Female | DSTV-HD-BL 64 SN | **1566760000** |

SR – PE conductor right
BR – PE conductor right
SL – PE conductor left
BL – PE conductor left

**Dimensions**

earthing contact on the left

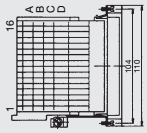


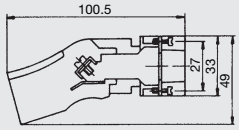


earthing contact on the right

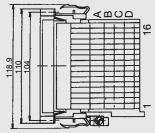


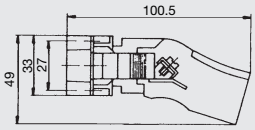


## Accessories

### Snap-on tags

| Qty. | Designation | Order No. | Designation | Order No. |
|---|---|---|---|---|
| 1000 | SF 10 BEZ. 0-9 | **0332400000** | SG 10 BEZ. 4 | **0332500004** |
| 1000 | SF 10 BEZ. 1-10 | **0331500001** | SG 10 BEZ. 5 | **0332500005** |
| 1000 | SF 10 BEZ. 11-20 | **0331500011** | SG 10 BEZ. 6 | **0332500006** |
| 1000 | SG 10 BEZ. 0 | **0332501000** | SG 10 BEZ. 7 | **0332500007** |
| 1000 | SG 10 BEZ. 1 | **0332500001** | SG 10 BEZ. 8 | **0332500008** |
| 1000 | SG 10 BEZ. 2 | **0332500002** | SG 10 BEZ. 9 | **0332500009** |
| 1000 | SG 10 BEZ. 3 | **0332500003** | SO 10 | **0332300000** |

## Selection of Housings RockStar® IP65

### Base

**Bulkhead housing**

| Version | Cover | b (mm) | Designation | Order No. |
|---|---|---|---|---|
| | | 29.3 | HDC 24B ABU | **1212400000** |

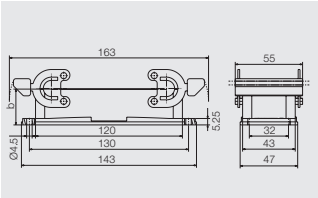

# RockStar® ConCept modular system

**RockStar® ConCept modular system**


| | |
|---|---|
| Overview | C.2 |
| ConCept modules | C.3 |
| ConCept bus modules | C.12 |
| ConCept construction frame | C.18 |
| ModuFlex C | C.30 |

# RockStar® ConCept modular system



ConCept is a modular system consisting of modules and frames. Together they form a complete insert that integrates without difficulty into an HDC housing.

The system allows you to choose combinations of different modules yourself and insert them in a frame.

**The following modules are available:**

- ConCept modules for conventional conductors
- ConCept bus modules for fieldbus connections
- ConCept fibre optic modules
- ConCept pneumatic modules

**You have two alternatives:**

1. Combine modules with a ConCept module frame which you then integrate as an insert into an HDC housing.

2. Insert the modules individually into ModuFlex-C coupling frames and lock these frames together to form a block. In IP20 environments, this block is optionally used:
   - on mounting rails
   - in cable trays
   - on flat surfaces

**The advantages:**

- You save space – you need only one plug-in connector with ConCept inserts instead of several plug-in connectors with conventional fixed pole inserts.
- You save costs – because you only need one plug-in connector instead of many.

## CM-3 ConCept module / turned contacts

## Technical Data

### Contact inserts

| | |
|---|---|
| Rated current | 40 A |
| Rated voltage | 630 V |
| Rated impulse withstand voltage | 8.0 kV |
| Pollution severity | 3 |
| Insulation resistance | $10^{12}$ Ω |
| Overvoltage category | III |
| Volume resistance | ≤ 4 mΩ |
| UL 94 flammability class | V-0 |

### Contacts

| | |
|---|---|
| Contact dia. | 3.6 mm |
| Connection cross-section | 1.5-10 mm² |
| AWG conductor | AWG 16-AWG 8 |
| Base material | copper alloy |
| Silver surface | 3 µm |
| Gold surface | |

**Note**
Ring cable lugs must be used at the connection to the PE conductor for conductor cross-sections of 6 mm² to 10 mm². The rated voltage of 630V is also valid for 3-phase 4- or 3-conductor AC systems with rated voltages up to 630 V - acc. to DIN EN 60664-1.

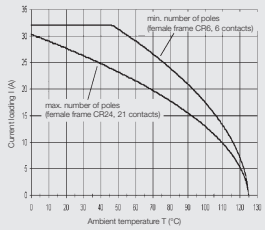


ConCept module CM-3
Conductor H07V-K 4.0 mm²

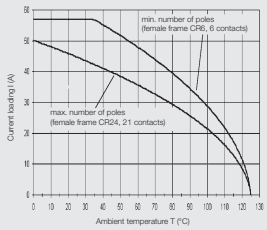


ConCept module CM-3
Conductor H07V-K 10.0 mm²

## Modules

### Crimp connection

| Insert | Designation | Order No. |
|---|---|---|
| Male | HDC CM 3 MC | **1758360000** |
| Female | HDC CM 3 FC | **1758370000** |
| Male | HDC CM 3 MC MR | **1879030000** |
| Female | HDC CM 3 FC MR | **1879040000** |

**Note** MR = module release lever

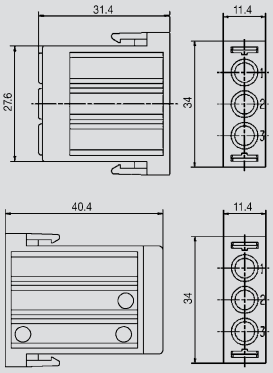


## Accessories

### Crimp contacts

Surface silver

| Qty. | Male | Order No. | Female | Order No. |
|---|---|---|---|---|
| 100 | HDC-C-M3-SM1.5AG | **1698120000** | HDC-C-M3-BM1.5AG | **1698130000** |
| 100 | HDC-C-M3-SM2.5AG | **1698140000** | HDC-C-M3-BM2.5AG | **1698150000** |
| 100 | HDC-C-M3-SM4.0AG | **1682260000** | HDC-C-M3-BM4.0AG | **1682270000** |
| 100 | HDC-C-M3-SM6.0AG | **1682280000** | HDC-C-M3-BM6.0AG | **1682290000** |
| 100 | HDC-C-M3-SM10.0AG | **1682300000** | HDC-C-M3-BM10.0AG | **1682310000** |

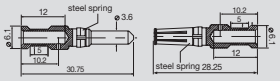


| conductor cross-section | Insulation stripping length | |
|---|---|---|
| 1.50 mm² | AWG 16 | 10 mm |
| 2.50 mm² | AWG 14 | 10 mm |
| 4.00 mm² | AWG 12 | 10 mm |
| 6.00 mm² | AWG 10 | 10 mm |
| 10.00 mm² | AWG 7 | 10 mm |

### Tools

| Crimping tool | Order No. |
|---|---|
| CTX CM 3.6 | **9018480000** |
| **Contact removal tool** | |
| Removal Tool CM 3 | **1866710000** |

# ConCept modules

## CM-HE ConCept module / turned contacts

## Technical Data

### Contact inserts

| | |
|---|---|
| Rated current | 25 A |
| Rated voltage | 630 V |
| Rated impulse withstand voltage | 8.0 kV |
| Pollution severity | 3 |
| Insulation resistance | $10^{12}$ Ω |
| Overvoltage category | III |
| Volume resistance | ≤ 4 mΩ |
| UL 94 flammability class | V-0 |

### Contacts

| | |
|---|---|
| Contact dia. | 2.5 mm |
| Connection cross-section | 0.5-4 mm² |
| AWG conductor | AWG 20-AWG 12 |
| Base material | copper alloy |
| Silver surface | 3 µm |
| Gold surface | 0.8 µm |

**Note**
ferrules must be used with PE conductor cross-sections ≤ 0.75 mm².

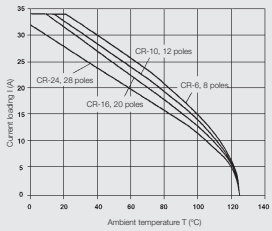


ConCept module CM-HE
Conductor H07V-K 4.0 mm²

## Modules

### Crimp connection

| Insert | Designation | Order No. |
|---|---|---|
| Male | HDC CM HE 4 MC | **1861920000** |
| Female | HDC CM HE 4 FC | **1861900000** |
| Male | HDC CM HE 4 MC MR | **1758340000** |
| Female | HDC CM HE 4 FC MR | **1758350000** |

**Note** MR = module release lever

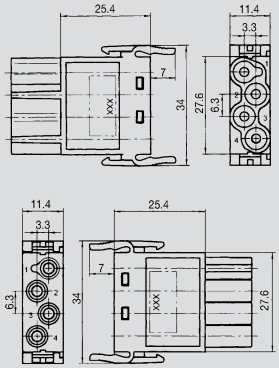


## Accessories

### Crimp contacts

Surface silver

Surface gold

| Qty. | Male | Order No. | Female | Order No. |
|---|---|---|---|---|
| 100 | HDC-C-HE-SM0.5AG | **1200500000** | HDC-C-HE-BM0.5AG | **1201100000** |
| 100 | HDC-C-HE-SM0.75-1AG | **1200600000** | HDC-C-HE-BM0.75-1AG | **1201200000** |
| 100 | HDC-C-HE-SM1.5AG | **1200700000** | HDC-C-HE-BM1.5AG | **1201300000** |
| 100 | HDC-C-HE-SM2.5AG | **1200800000** | HDC-C-HE-BM2.5AG | **1201400000** |
| 100 | HDC-C-HE-SM4.0AG | **1200900000** | HDC-C-HE-BM4.0AG | **1201500000** |
| 100 | HDC-C-HE-SM0.5AU | **1651420000** | HDC-C-HE-BM0.5AU | **1651470000** |
| 100 | HDC-C-HE-SM0.75-1AU | **1651430000** | HDC-C-HE-BM0.75-1AU | **1651480000** |
| 100 | HDC-C-HE-SM1.5AU | **1651440000** | HDC-C-HE-BM1.5AU | **1651490000** |
| 100 | HDC-C-HE-SM2.5AU | **1651450000** | HDC-C-HE-BM2.5AU | **1651500000** |
| 100 | HDC-C-HE-SM4.0AU | **1651460000** | HDC-C-HE-BM4.0AU | **1651510000** |

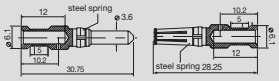


| conductor cross-section | Insulation stripping length | |
|---|---|---|
| 1.50 mm² | AWG 16 | 10 mm |
| 2.50 mm² | AWG 14 | 10 mm |
| 4.00 mm² | AWG 12 | 10 mm |
| 6.00 mm² | AWG 10 | 10 mm |
| 10.00 mm² | AWG 7 | 10 mm |

### Tools

| Crimping tool | Order No. |
|---|---|
| CTX CM 1.6/2.5 | **9018490000** |
| **Contact removal tool** | |
| Removal Tool HE | **1866750000** |

## CM-4 ConCept module with tension spring connection

## Technical Data

### Contact inserts

| | |
|---|---|
| Rated current | 14 A |
| Rated voltage | 400 V |
| Rated impulse withstand voltage | 6.0 kV |
| Pollution severity | 3 |
| Insulation resistance | $10^{12}$ Ω |
| Overvoltage category | III |
| Volume resistance | 5 mΩ |
| UL 94 flammability class | V-0 |

### Contacts

| | |
|---|---|
| Contact dia. | 2.5 mm |
| Connection cross-section | 0.5-2.5 mm² |
| AWG conductor | AWG 20-AWG 14 |
| Base material | copper alloy |
| Silver surface | 3 µm |
| Gold surface | |

**Note**
ferrules must be used with PE conductor cross-sections ≤ 0.75 mm².

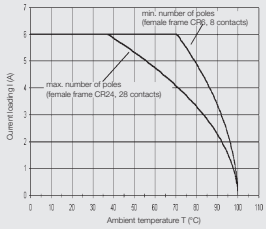


ConCept module CM-4BZF/4SZF
Conductor H05V-K 0.5 mm²

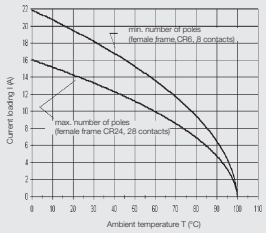


ConCept module CM-4BZF/4SZF
Conductor H07V-K 2.5 mm²

## Modules

### Tension clamp connection

| Insert | Designation | Order No. |
|---|---|---|
| Male | HDC CM 4 MT AG | **1730120000** |
| Female | HDC CM 4 FT AG | **1730130000** |

**Note**

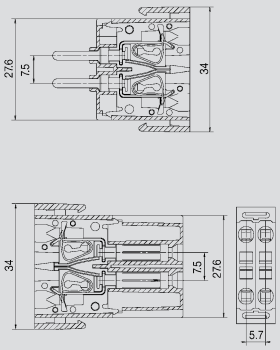

# ConCept modules

## CM-5 ConCept module / turned contacts

## Technical Data

### Contact inserts

| | |
|---|---|
| Rated current | 20 A |
| Rated voltage | 250 V |
| Rated impulse withstand voltage | 6.0 kV |
| Pollution severity | 3 |
| Insulation resistance | $10^{12}$ Ω |
| Overvoltage category | III |
| Volume resistance | ≤ 4 mΩ |
| UL 94 flammability class | V-0 |

### Contacts

| | |
|---|---|
| Contact dia. | 2.5 mm |
| Connection cross-section | 0.75-4 mm² |
| AWG conductor | AWG 20-AWG 12 |
| Base material | copper alloy |
| Silver surface | 3 µm |
| Gold surface | |

**Note**
ferrules must be used with PE conductor cross-sections ≤ 0.75 mm².

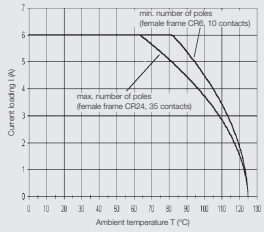


ConCept module CM-5
Conductor H05V-K 0.5 mm²

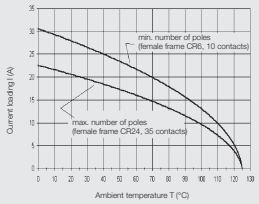


ConCept module CM-5
Conductor H07V-K 4.0 mm²

## Modules

### Crimp connection

| Insert | Designation | Order No. |
|---|---|---|
| Male | HDC CM 5 MC | **1758380000** |
| Female | HDC CM 5 FC | **1758390000** |
| Male | HDC CM 5 MC MR | **1879020000** |
| Female | HDC CM 5 FC MR | **1879010000** |

**Note** MR = module release lever

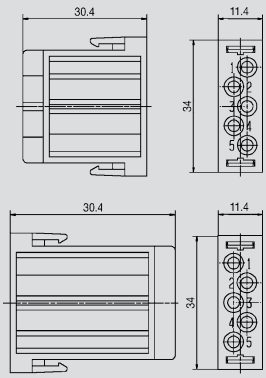


## Accessories

### Crimp contacts

Surface silver

| Qty. | Male | Order No. | Female | Order No. |
|---|---|---|---|---|
| 100 | HDC-C-M5-SM0.75-1.0AG | **1682340000** | HDC-C-M5-BM0.75-1.0AG | **1682350000** |
| 100 | HDC-C-M5-SM1.5AG | **1682360000** | HDC-C-M5-BM1.5AG | **1682370000** |
| 100 | HDC-C-M5-SM2.5AG | **1682380000** | HDC-C-M5-BM2.5AG | **1682390000** |
| 100 | HDC-C-M5-SM4.0AG | **1682400000** | HDC-C-M5-BM4.0AG | **1682410000** |

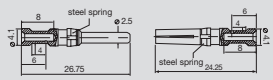


| conductor cross-section | Insulation stripping length | |
|---|---|---|
| 0.75 - 1.00 mm² | AWG 18 | 8 mm |
| 1.50 mm² | AWG 16 | 8 mm |
| 2.50 mm² | AWG 14 | 8 mm |
| 4.00 mm² | AWG 12 | 8 mm |

### Tools

| Crimping tool | Order No. |
|---|---|
| CTX CM 1.6/2.5 | **9018490000** |
| **Contact removal tool** | |
| Removal Tool CM 5 | **1866720000** |

## CM-10 ConCept module / turned contacts

## Technical Data

### Contact inserts

| | |
|---|---|
| Rated current | 10 A |
| Rated voltage | 250 V |
| Rated impulse withstand voltage | 4.0 kV |
| Pollution severity | 3 |
| Insulation resistance | $10^{11}$ Ω |
| Overvoltage category | III |
| Volume resistance | ≤ 4 mΩ |
| UL 94 flammability class | V-0 |

### Contacts

| | |
|---|---|
| Contact dia. | 1.6 mm |
| Connection cross-section | 0.14-2.5 mm² |
| AWG conductor | AWG 26-AWG 14 |
| Base material | copper alloy |
| Silver surface | 3 µm |
| Gold surface | 0.8 µm |

**Note**
ferrules must be used with PE conductor cross-sections ≤ 0.75 mm².

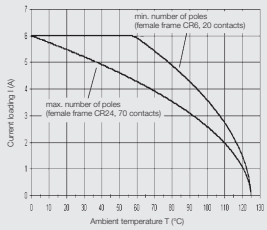


ConCept module CM-10
Conductor H05V-K 0.5 mm²

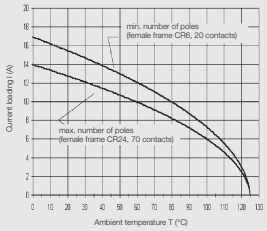


ConCept module CM-10
Conductor H07V-K 2.5 mm²

## Modules

### Crimp connection

| Insert | Designation | Order No. |
|---|---|---|
| Male | HDC CM 10 MC | **1758400000** |
| Female | HDC CM 10 FC | **1758410000** |
| Male | HDC CM 10 MC MR | **1862050000** |
| Female | HDC CM 10 FC MR | **1862030000** |

**Note** MR = module release lever

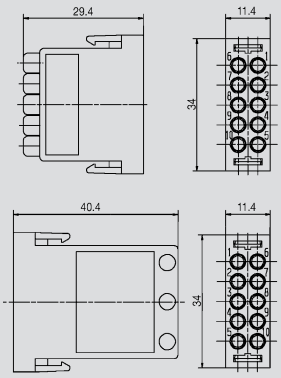


## Accessories

### Crimp contacts

Surface silver

Surface gold

| Qty. | Male | Order No. | Female | Order No. |
|---|---|---|---|---|
| 100 | HDC-C-HD-SM0.14-0.37AG | **1651520000** | HDC-C-HD-BM0.14-0.37AG | **1651570000** |
| 100 | HDC-C-HD-SM0.5AG | **1651530000** | HDC-C-HD-BM0.5AG | **1651580000** |
| 100 | HDC-C-HD-SM0.75-1AG | **1601750000** | HDC-C-HD-BM0.75-1AG | **1601760000** |
| 100 | HDC-C-HD-SM1.5AG | **1651550000** | HDC-C-HD-BM1.5AG | **1651600000** |
| 100 | HDC-C-HD-SM2.5AG | **1651560000** | HDC-C-HD-BM2.5AG | **1651610000** |
| 100 | HDC-C-HD-SM0.14-0.37AU | **1651620000** | HDC-C-HD-BM0.14-0.37AU | **1651670000** |
| 100 | HDC-C-HD-SM0.5AU | **1651630000** | HDC-C-HD-BM0.5AU | **1651680000** |
| 100 | HDC-C-HD-SM0.75-1AU | **1651640000** | HDC-C-HD-BM0.75-1AU | **1651690000** |
| 100 | HDC-C-HD-SM1.5AU | **1651650000** | HDC-C-HD-BM1.5AU | **1651700000** |
| 100 | HDC-C-HD-SM2.5AU | **1651660000** | HDC-C-HD-BM2.5AU | **1651710000** |

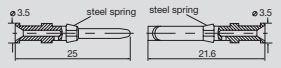


| conductor cross-section | Insulation stripping length | |
|---|---|---|
| 0.14 - 0.37 mm² | AWG 26-22 | 8 mm |
| 0.50 mm² | AWG 20 | 8 mm |
| 0.75 - 1.00 mm² | AWG 18 | 8 mm |
| 1.50 mm² | AWG 16 | 8 mm |
| 2.50 mm² | AWG 14 | 8 mm |

### Tools

| Crimping tool | Order No. |
|---|---|
| CTX CM 1.6/2.5 | **9018490000** |
| **Contact removal tool** | |
| Removal Tool HD | **1866730000** |

# ConCept modules

## CM-20 ConCept module / turned contacts

## Technical Data

### Contact inserts

| | |
|---|---|
| Rated current | 4 A |
| Rated voltage | 100 V |
| Rated impulse withstand voltage | 1.5 kV |
| Pollution severity | 3 |
| Insulation resistance | $10^{12}$ Ω |
| Overvoltage category | III |
| Volume resistance | ≤ 4 mΩ |
| UL 94 flammability class | V-0 |

### Contacts

| | |
|---|---|
| Contact dia. | 1 mm |
| Connection cross-section | 0.08-0.52 mm² |
| AWG conductor | AWG 28-AWG 20 |
| Base material | copper alloy |
| Silver surface | |
| Gold surface | 0.8 µm |

**Note**
ferrules must be used with PE conductor cross-sections ≤ 0.75 mm².

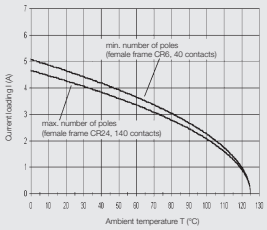


ConCept-Modul CM-20
AWG-Conductor 20/19

## Modules

### Crimp connection

| Insert | Designation | Order No. |
|---|---|---|
| Male | HDC CM 20 MC | **1758420000** |
| Female | HDC CM 20 FC | **1758430000** |

**Note**

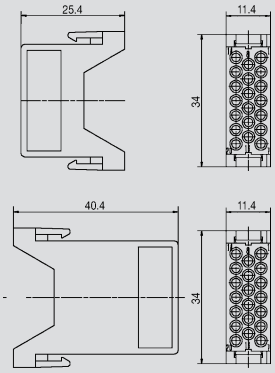


## Accessories

### Crimp contacts

Surface gold

| Qty. | Male | Order No. | Female | Order No. |
|---|---|---|---|---|
| 300 | HDC-C-M20-SCG0.08-0.2AU | **1682420000** | HDC-C-M20-BCG0.08-0.2AU | **1682430000** |
| 300 | HDC-C-M20-SCG0.2-0.52AU | **1682440000** | HDC-C-M20-BCG0.2-0.52AU | **1682450000** |

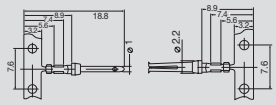


| conductor cross-section | Insulation stripping length |
|---|---|
| 0.08 - 0.20 mm² AWG 28-24 | 2.5+0.5 mm |
| 0.20 - 0.52 mm² AWG 24-20 | 2.5+0.5 mm |

### Tools

| Crimping tool | Order No. |
|---|---|
| HDC-CM-20/CZC9428P | **1700900000** |
| **Contact removal tool** | |
| Removal Tool CM 20 | **1866740000** |

## CM-3 HV

## Technical Data

### Contact inserts

| | |
|---|---|
| Rated current | 57 A |
| Rated voltage | 1000 V |
| Rated impulse withstand voltage | 8.0 kV |
| Pollution severity | 3 |
| Insulation resistance | $10^{12}$ Ω |
| Overvoltage category | III |
| Volume resistance | ≤ 4 mΩ |
| UL 94 flammability class | V-0 |

### Contacts

| | |
|---|---|
| Contact dia. | 3.6 mm |
| Connection cross-section | 1.5-10 mm² |
| AWG conductor | AWG 12-AWG 7 |
| Base material | copper alloy |
| Silver surface | 3 µm |
| Gold surface | |

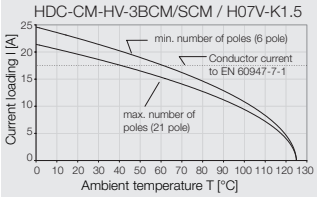


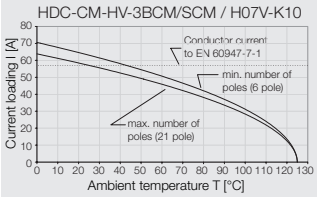


**Note**
Ring cable lugs must be used at the connection to the PE conductor for conductor cross-sections of 6 mm² to 10 mm².

## Modules

### Crimp connection

| Insert | Designation | Order No. |
|---|---|---|
| Male | HDC CM HV 3 MC | **1862080000** |
| Female | HDC CM HV 3 FC | **1862060000** |
| Male | HDC CM HV 3 MC MR | **1862000000** |
| Female | HDC CM HV 3 FC MR | **1862070000** |

**Note** MR = module release lever

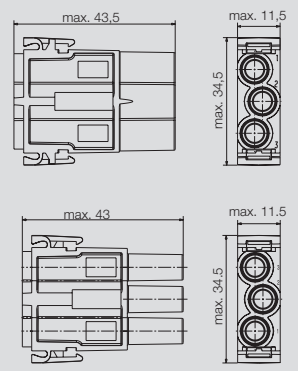


## Accessories

### Crimp contacts

Surface silver

| Qty. | Male | Order No. | Female | Order No. |
|---|---|---|---|---|
| 100 | HDC-C-M3-SM1.5AG | **1698120000** | HDC-C-M3-BM1.5AG | **1698130000** |
| 100 | HDC-C-M3-SM2.5AG | **1698140000** | HDC-C-M3-BM2.5AG | **1698150000** |
| 100 | HDC-C-M3-SM4.0AG | **1682260000** | HDC-C-M3-BM4.0AG | **1682270000** |
| 100 | HDC-C-M3-SM6.0AG | **1682280000** | HDC-C-M3-BM6.0AG | **1682290000** |
| 100 | HDC-C-M3-SM10.0AG | **1682300000** | HDC-C-M3-BM10.0AG | **1682310000** |

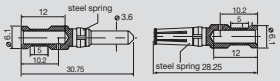


| conductor cross-section | Insulation stripping length | |
|---|---|---|
| 1.50 mm² | AWG 16 | 10 mm |
| 2.50 mm² | AWG 14 | 10 mm |
| 4.00 mm² | AWG 12 | 10 mm |
| 6.00 mm² | AWG 10 | 10 mm |
| 10.00 mm² | AWG 7 | 10 mm |

### Tools

| Crimping tool | Order No. |
|---|---|
| CTX CM 3.6 | **9018480000** |
| **Contact removal tool** | |
| Removal Tool CM 3 | **1866710000** |

# ConCept modules

## CM High Current Module

## Technical Data

### Contact inserts

| | |
|---|---|
| Rated current | 82 A |
| Rated voltage | 1000 V |
| Rated impulse withstand voltage | 6.0 kV |
| Pollution severity | 3 |
| Insulation resistance | $10^{12}$ Ω |
| Overvoltage category | III |
| Volume resistance | ≤ 4 mΩ |
| UL 94 flammability class | V-0 |

### Contacts

| | |
|---|---|
| Contact dia. | |
| Connection cross-section | 4-16 mm² |
| AWG conductor | AWG 12-AWG 6 |
| Base material | copper alloy |
| Silver surface | 3 µm |
| Gold surface | |

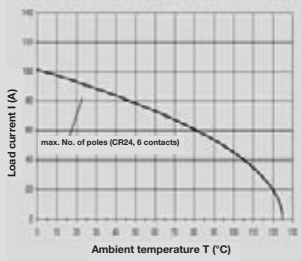


ConCept-Modul CM-2
Conductor 16 mm²

**Note**

These modules are designed as double modules and may be put into ConCept frames.

## Modules

### Screw connection

| Insert | Designation | Order No. |
|---|---|---|
| Pin | HDC CM 1 MS + PE | **1828390000** |
| Socket | HDC CM 1 FS + PE | **1828410000** |

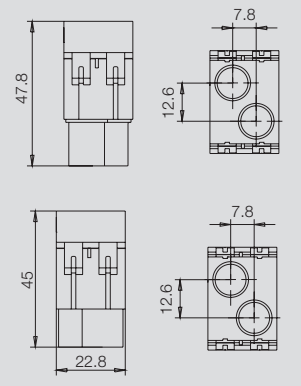


## Modules

### Screw connection

| Insert | Designation | Order No. |
|---|---|---|
| Pin | HDC CM 2 MS | **1828380000** |
| Socket | HDC CM 2 FS | **1828400000** |

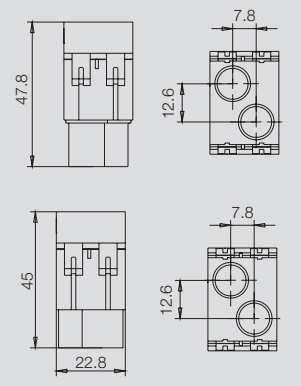

## CM Pneumatic

### Technical data

**Contact inserts**

| | |
|---|---|
| Material of modules | PA 6.6 GF |
| Material of pneumatic valves | Ms 58 brass |
| Connection diameter of hose (inside) | 2.5 mm or 4 mm |
| Outside diameter of hose, maximum | 8 mm |
| Temperature range | -20°C to 100°C |
| Operating pressure of the modules | 10 bar |
| Travel | 4 mm |

**Note**

### Modules

| Insert | Designation | Order No. |
|---|---|---|
| Male | HDC-CM-1SPN2.5 | **1894730000** |
| Female | HDC-CM-1BPN2.5 | **1894780000** |
| Male | HDC-CM-1SPN4.0 | **1894740000** |
| Female | HDC-CM-1BPN4.0 | **1894720000** |

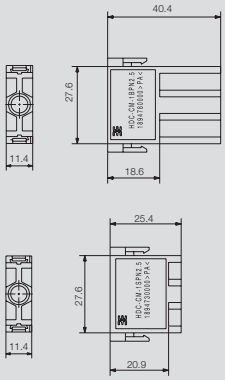


### Modules

| Insert | Designation | Order No. |
|---|---|---|
| Male | HDC-CM-2SPN2.5 | **1894770000** |
| Female | HDC-CM-2BPN2.5 | **1894750000** |
| Male | HDC-CM-2SPN4.0 | **1894710000** |
| Female | HDC-CM-2BPN4.0 | **1894760000** |

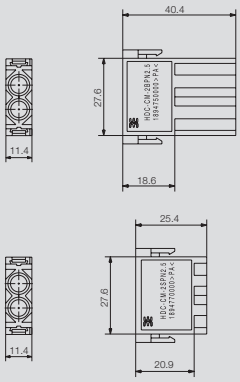

# ConCept bus module for screened wires

Concept bus is ideal for transmitting highly sensitive signals in heavy-duty connectors.

Modules of the ConCept heavy-duty connector system offer many functions in a very small space with reliable protection from electromagnetic fields, moisture, dust and extreme mechanical loads.

By combining these with other modules, the power supply and other signals for the field device can be connected in a single plug-in connector.

The **Profibus-DP module** with **T-Connector function** enables uninterrupted operation of the fieldbus during servicing or when replacing a field device. The fieldbus system no longer has to be switched off, as was the case in the past, because the field device can simply be connected or disconnected during operation using the heavy-duty connector – "plug and play" now available for the first time for fieldbus solutions. The same heavy-duty connector also provides a reliable power supply for the connected fieldbus device.

On one side, Weidmüller uses the robust USB plug as connection system for the Profibus DP modules. This guarantees a high transmission rate of 1.5 Mbit/s and at least 200 plugging cycles. On the other side, screw terminals are used to connect the screened Profibus cables.

**Advantages**

- Simple screw connection
- Simple screen connection

**Versions**

- Bus connector
  **HDC CM BUS 4 ...**
  for screened wires
  (for connecting 4 wires and screen)

- Bus connector with integrated T-exit
  **HDC CM BUS 2 ... PDP**
  for screened wires
  (Profibus-DP solution = 2 wires and screen)

## Technical data

| Material data | HDC CM BUS 4 ... | HDC CM BUS 2 ... PDP |
|---|---|---|
| Insulation | Glass fibre reinforced PC | |
| Colour | Grey (similar to RAL 7032) | |
| Temperature range | –20°C to +85°C | |
| **System characteristics** | | |
| Connection technology | Screw connection | |
| No. of poles | 4 + screen | 2 + screen |
| Conductor capacity | 0.08 ... 1.5 mm² | As |
| | AWG 28 ... 16 | Profibus DP |
| Stripping length 5 mm | | |
| Clamping capacity | 2.1 ... 7 mm | |
| (outer diameter of cable screen) | | |
| Stripped sheath length 19 mm | | |
| **Rated data to VDE 0627** | | |
| Rated current | 1 A | |
| Rated voltage | 30 V | |
| Transmission rate | max. 1.5 Mbit/s | |
| **Clamping torques** | | |
| Screen clip | 0.5 – 0.6 Nm | |
| PCB terminal | 0.2 – 0.3 Nm | |

**Assembly instructions**

- Use wire end ferrules
- Clamp screen braid under clip
- Use specified torque settings
- Place module at the far end of the frame with the connection side to the outside

Note: Also take note of the assembly instructions enclosed with the product.

**Derating curves**

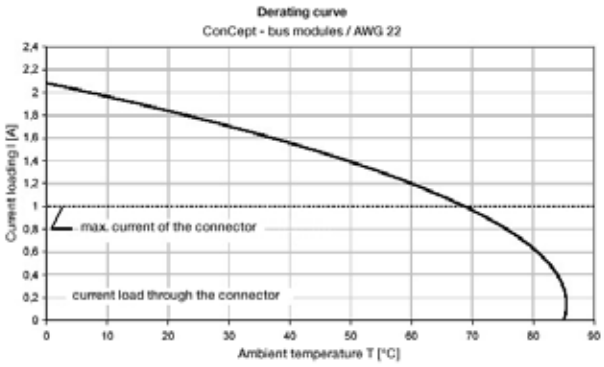


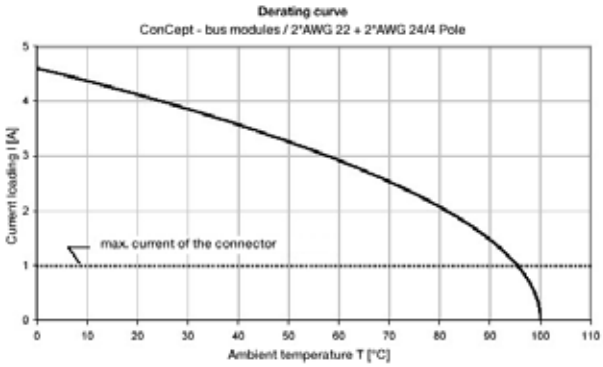

# ConCept bus modules

## Bus connectors

## 4 poles

## Technical data

| | |
|---|---|
| Rated voltage | 1 A |
| Rated current | 30 V |
| Qty | 5 |

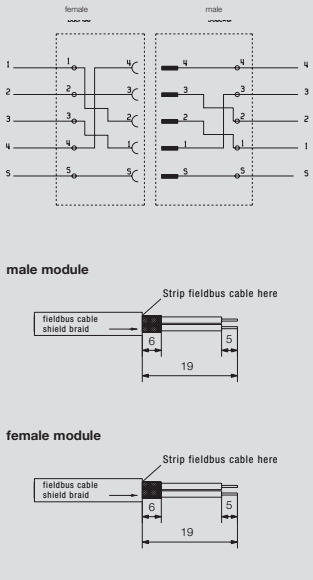


**Information**

## Module

| Insert | Type | Order No. |
|---|---|---|
| male | HDC CM BUS 4SS | **1814310000** |
| female | HDC CM BUS 4BS | **1814300000** |

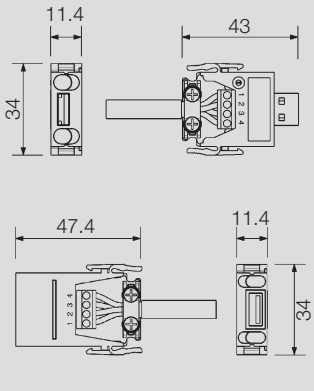

## Bus connector with integrated T-exit

## 2 poles



## Technical data

| | |
|---|---|
| Rated voltage | 1 A |
| Rated current | 30 V |
| Qty | 5 |

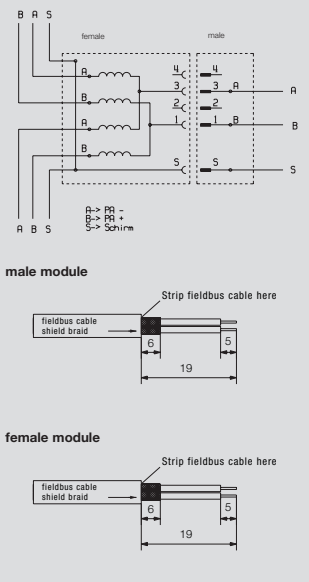


**Information**
The Profibus topology is the line structure. The branches (T-pieces) connect the individual field devices or remote I/Os to the bus cable. The length of the spur depends on the transmission rate and should be as short as possible. IEC 61158 specifies that with a transmission rate of 1500 kbit/s per segment, spur lengths of up to 6.6 m are permitted. Source: Profibus Directive, Order No. 2.111 Version 1.0

## Module

| Insert | Type | Order No. |
|---|---|---|
| male | HDC CM BUS 2SS PDP A | **1806060000** |
| female | HDC CM BUS 2BS T PDP C | **1806030000** |

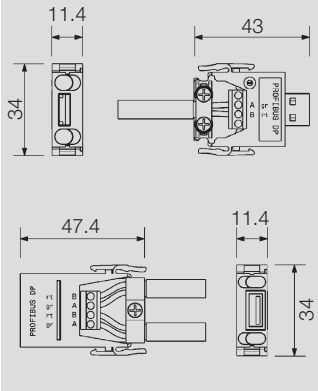

# ConCept bus modules

## ConCept system bus

## Shielded module with additional 4 power contacts

## Technical data

| | |
|---|---|
| Tests | DIN EN 61984 |
| | IEC 60664 |
| No. contacts | 1 or 4 poles for signal transmission; additional 4 power contacts |
| Conductor connection system | Crimp |
| Rated current signal / power contacts | 10 A / 20 A |
| Rated voltage signal / power contacts | 50 V / 400 V |
| Shield | Shield connected to contact carrier using cable clamp |
| Outside diameter of shielded cable | 3 to 6 mm or 6 to 9.5 mm |
| Degree of pollution | 3 |
| Rated impulse withstand voltage signal / power | 0.8 KV/ 6 kV |
| Contact resistance | |
| – Crimp version | < 2 mΩ |
| Conductor clamping ranges | |
| Crimp version | 0.5 mm² … 2.5 mm² signal contacts |
| | 0.5 mm² … 4 mm² power contacts |
| | AWG 26 … 14 signal contacts |
| | AWG 18 … 12 power contacts |
| Contact material | Copper alloy |
| Contact carrier | Zinc alloy |
| Surface | |
| – Crimp connection | 3 µm Ag or 0.8 µm Au signal contacts |
| | 3 µm Ag power contacts |
| Temperature range | –40°C ... + 125°C |
| Flammability to UL 94 | V-0 |
| Material – module | Glass-fibre reinforced PC (in UL list and approved for railway applications) |
| Earthing | Leading earth contact through module frame; |
| | single-sided PE terminal; double-sided possible as option |

**Note**

## Modules

### Shielded module

| Designation | Order No. |
|---|---|
| HDC CM Bus F2 | **1908490000** |

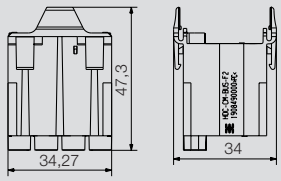


### Shielded module

| Designation | Order No. |
|---|---|
| HDC CM Bus M2 | **1908530000** |

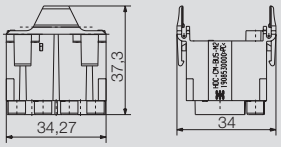

**Shielded module**

| Designation | Order No. |
|---|---|
| HDC CM Bus GCA | 1908510000 |

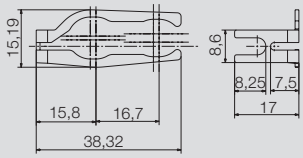


**Shielded module**

| Designation | Order No. |
|---|---|
| HDC CM Bus F4 CT | 1908500000 |

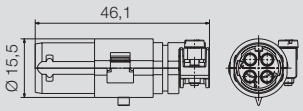


**Shielded module**

| Designation | Order No. |
|---|---|
| HDC CM Bus M4 CT | 1908480000 |

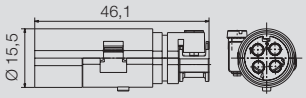


**Shielded module**

| Designation | Order No. |
|---|---|
| HDC CM Bus F1 CT | 1908540000 |

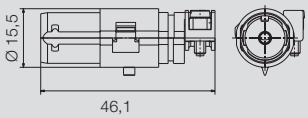


**Shielded module**

| Designation | Order No. |
|---|---|
| HDC CM Bus M1 CT | 1908520000 |

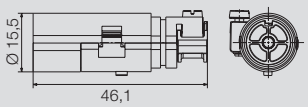

# ConCept construction frame

## Size 3

## Frame

### Frame

| Frame | Designation | Order No. |
|---|---|---|
| Male | HDC CF 6 2M | **1758440000** |
| Female | HDC CF 6 2F | **1758450000** |

**Note** For 2 modules

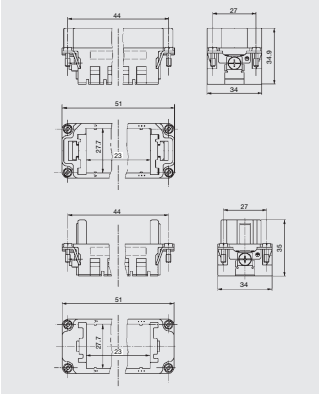

## Selection of Housings RockStar® IP65
## Size 3

## Hood

### Hood, Cable Entry sideways

| a | Version | Cover | b (mm) | Designation | Order No. |
|---|---|---|---|---|---|
| M 20 | with thread | | 52 | HDC 06B TSLU 1M20G | **1788100000** |
| M 20 | with thread | | 52 | HDC 06B TSLU 1M20G | **1805930000** |
| M 25 | with thread | | 52 | HDC 06B TSLU 1M25G | **1788090000** |
| M 25 | with thread | | 72 | HDC 16D TSLU 1M25G | **1787480000** |

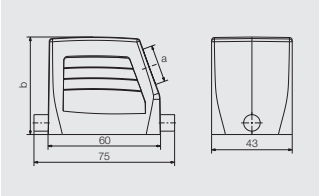


### Hood, Cable Entry at top

| a | Version | Cover | b (mm) | Designation | Order No. |
|---|---|---|---|---|---|
| M 20 | with thread | | 52 | HDC 06B TOLU 1M20G | **1788120000** |
| M 25 | with thread | | 52 | HDC 06B TOLU 1M25G | **1788110000** |
| M 25 | with thread | | 72 | HDC 16D TOLU 1M25G | **1787500000** |
| M 32 | with thread | | 72 | HDC 16D TOLU 1M32G | **1787490000** |

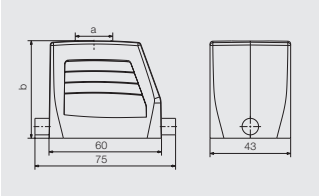


### Cover

| | Version | Designation | Order No. |
|---|---|---|---|
| | for hoods | HDC 06B DMDL 1LB | **1665210000** |

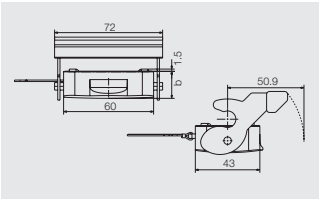


## Base

### Bulkhead housing

| | Version | Cover | b (mm) | Designation | Order No. |
|---|---|---|---|---|---|
| | | with cover | 47 | HDC 06B ADLU | **1202500000** |
| | | | 29 | HDC 06B ALU | **1202100000** |

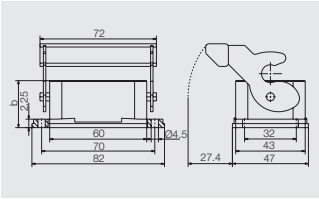


### Base housing

| a | Version | Cover | b (mm) | Designation | Order No. |
|---|---|---|---|---|---|
| M 20 | with thread | with cover | 72 | HDC 06B SDLU 2M20G | **1788170000** |
| M 25 | with thread | with cover | 72 | HDC 06B SDLU 2M25G | **1788160000** |
| M 20 | with thread | | 54 | HDC 06B SLU 2M20G | **1788140000** |
| M 25 | with thread | | 54 | HDC 06B SLU 2M25G | **1788130000** |

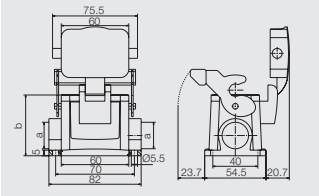


### Cover

| | Version | Designation | Order No. |
|---|---|---|---|
| | for bases | HDC 06B DODL 2BO | **1665200000** |

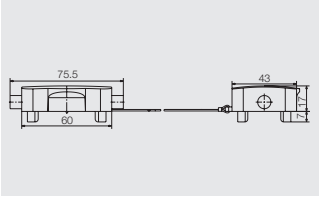

# ConCept construction frame

## Size 4

## Frame

### Frame

| Frame | Designation | Order No. |
|---|---|---|
| Male | HDC CF 10 3M | **1758460000** |
| Female | HDC CF 10 3F | **1758470000** |

**Note** For 3 modules

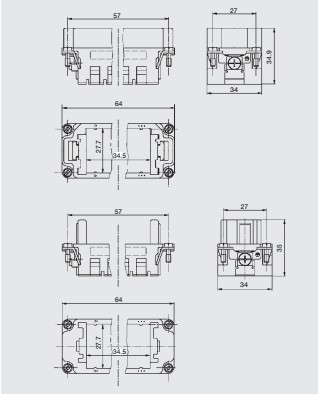

## Selection of Housings RockStar® IP65
## Size 4

## Hood

### Hood, Cable Entry sideways

| a | Version | Cover | b (mm) | Designation | Order No. |
|---|---|---|---|---|---|
| M 20 | with thread | | 52 | HDC 10B TSBU 1M20G | **1787560000** |
| M 25 | with thread | | 52 | HDC 10B TSBU 1M25G | **1787550000** |
| M 25 | with thread | | 72 | HDC 24D TSBU 1M25G | **1787240000** |
| M 32 | with thread | | 72 | HDC 24D TSBU 1M32G | **1787230000** |

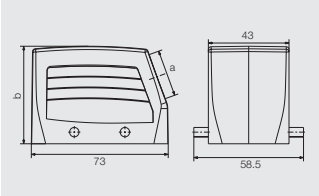


### Hood, Cable Entry at top

| a | Version | Cover | b (mm) | Designation | Order No. |
|---|---|---|---|---|---|
| M 20 | with thread | | 52 | HDC 10B TOBU 1M20G | **1787600000** |
| M 25 | with thread | | 52 | HDC 10B TOBU 1M25G | **1787590000** |
| M 25 | with thread | | 72 | HDC 24D TOBU 1M25G | **1787300000** |
| M 32 | with thread | | 72 | HDC 24D TOBU 1M32G | **1787290000** |

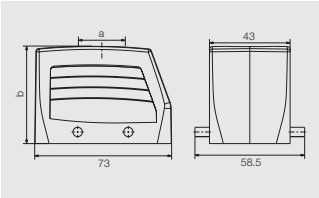


### Cover

| | Version | Designation | Order No. |
|---|---|---|---|
| | for hoods | HDC 10B DMDQ 2QB | **1665240000** |

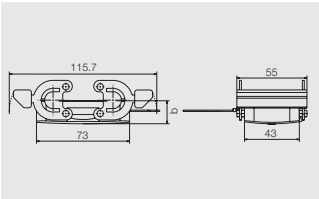


## Base

### Bulkhead housing

| | Version | Cover | b (mm) | Designation | Order No. |
|---|---|---|---|---|---|
| | | | 29.3 | HDC 10B ABU | **1205000000** |

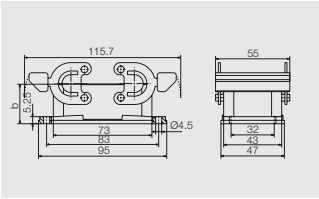


### Base housing

| a | Version | Cover | b (mm) | Designation | Order No. |
|---|---|---|---|---|---|
| M 20 | with thread | | 57 | HDC 10B SBU 2M20G | **1787640000** |
| M 25 | with thread | | 57 | HDC 10B SBU 2M25G | **1787630000** |
| M 25 | with thread | | 74 | HDC 24D SBU 2M25G | **1787350000** |
| M 32 | with thread | | 74 | HDC 24D SBU 2M32G | **1787360000** |

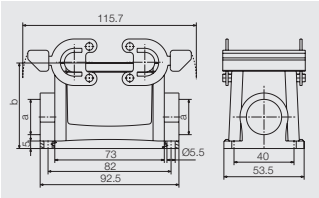


### Coupling hood

| a | Version | Cover | b (mm) | Designation | Order No. |
|---|---|---|---|---|---|
| M 20 | with thread | | 55 | HDC 10B KBU 1M20G | **1787720000** |

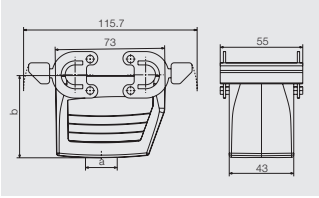


### Cover

| | Version | Designation | Order No. |
|---|---|---|---|
| | for bases | HDC 10B DODQ 4BO | **1665230000** |

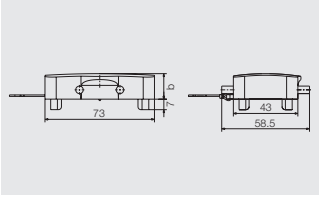

# ConCept construction frame

## Size 6

## Frame

### Frame

| Frame | Designation | Order No. |
|---|---|---|
| Male | HDC CF 16 5M | **1758480000** |
| Female | HDC CF 16 5F | **1758490000** |

**Note** For 5 modules

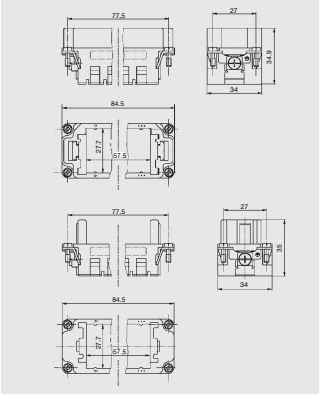

## Selection of Housings RockStar® IP65
## Size 6

## Hood

### Hood, Cable Entry sideways

| a | Version | Cover | b (mm) | Designation | Order No. |
|---|---|---|---|---|---|
| M 25 | with thread | | 61 | HDC 16B TSBU 1M25G | **1788180000** |
| M 25 | with thread | | 76 | HDC 40D TSBU 1M25G | **1787010000** |
| M 32 | with thread | | 76 | HDC 40D TSBU 1M32G | **1787000000** |

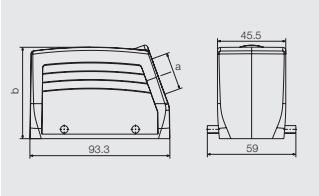


### Hood, Cable Entry at top

| a | Version | Cover | b (mm) | Designation | Order No. |
|---|---|---|---|---|---|
| M 25 | with thread | | 61 | HDC 16B TOBU 1M25G | **1788210000** |
| M 25 | with thread | | 76 | HDC 40D TOBU 1M25G | **1787070000** |
| M 32 | with thread | | 76 | HDC 40D TOBU 1M32G | **1787060000** |

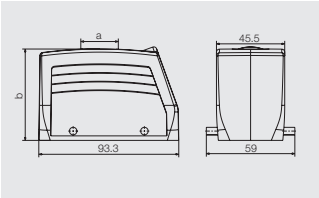


### Cover



| | Version | Designation | Order No. |
|---|---|---|---|
| | for hoods | HDC 16B DMDQ 2QB | **1665270000** |

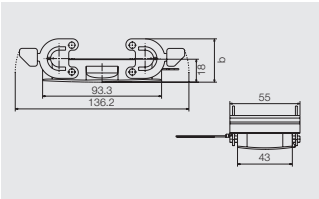


## Base

### Bulkhead housing

| | Version | Cover | b (mm) | Designation | Order No. |
|---|---|---|---|---|---|
| | | | 29 | HDC 16B ABU | **1208600000** |

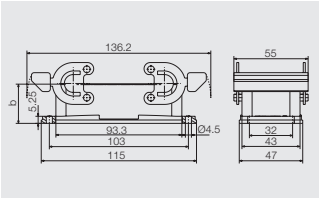


### Base housing

| a | Version | Cover | b (mm) | Designation | Order No. |
|---|---|---|---|---|---|
| M 25 | with thread | | 64 | HDC 16B SBU 2M25G | **1788240000** |
| M 25 | with thread | | 84 | HDC 40D SBU 2M25G | **1787120000** |
| M 32 | with thread | | 84 | HDC 40D SBU 2M32G | **1787110000** |

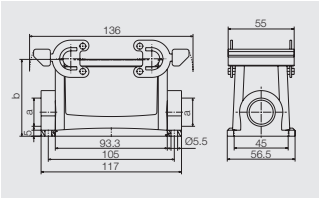


### Coupling hood

| a | Version | Cover | b (mm) | Designation | Order No. |
|---|---|---|---|---|---|
| M 25 | with thread | | 79 | HDC 40D KBU 1M25G | **1787200000** |
| M 32 | with thread | | 79 | HDC 40D KBU 1M32G | **1787190000** |

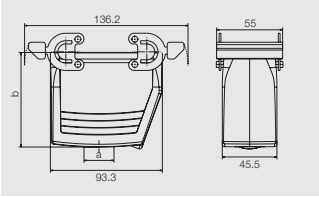


### Cover

| | Version | Designation | Order No. |
|---|---|---|---|
| | for bases | HDC 16B DODQ 4BO | **1665260000** |

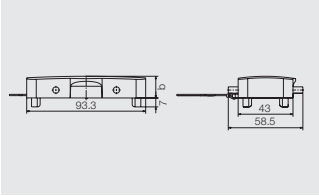

# ConCept construction frame

## Size 8

## Frame

### Frame

| Frame | Designation | Order No. |
|---|---|---|
| Male | HDC CF 24 7M | **1758500000** |
| Female | HDC CF 24 7F | **1758510000** |

**Note** For 7 modules

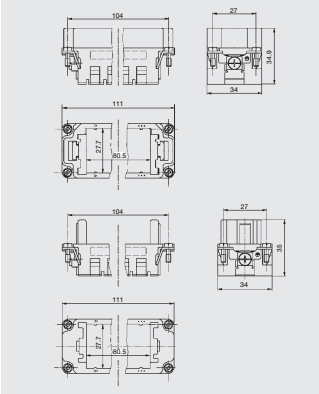

## Selection of Housings RockStar® IP65
## Size 8

## Hood

### Hood, Cable Entry sideways

| a | Version | Cover | b (mm) | Designation | Order No. |
|---|---|---|---|---|---|
| M 25 | with thread | | 61 | HDC 24B TSBU 1M25G | **1787760000** |
| M 32 | with thread | | 61 | HDC 24B TSBU 1M32G | **1787750000** |
| M 25 | with thread | | 76 | HDC 64D TSBU 1M25G | **1786780000** |
| M 32 | with thread | | 76 | HDC 64D TSBU 1M32G | **1786770000** |

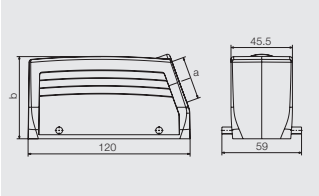


### Hood, Cable Entry at top

| a | Version | Cover | b (mm) | Designation | Order No. |
|---|---|---|---|---|---|
| M 25 | with thread | | 61 | HDC 24B TOBU 1M25G | **1787820000** |
| M 32 | with thread | | 61 | HDC 24B TOBU 1M32G | **1787810000** |
| M 32 | with thread | | 76 | HDC 64D TOBU 1M32G | **1786830000** |

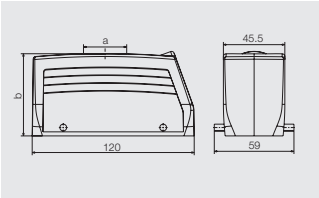


### Cover



| | Version | Designation | Order No. |
|---|---|---|---|
| | for hoods | HDC 24B DMDQ 2QB | **1665640000** |

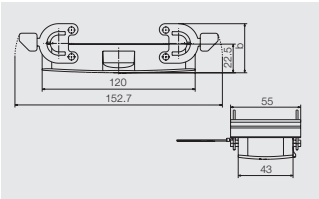


## Base

### Bulkhead housing

| | Version | Cover | b (mm) | Designation | Order No. |
|---|---|---|---|---|---|
| | | | 29.3 | HDC 24B ABU | **1212400000** |

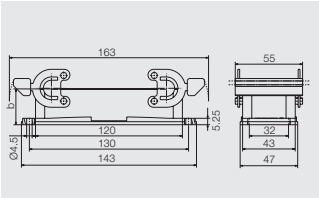


### Base housing

| a | Version | Cover | b (mm) | Designation | Order No. |
|---|---|---|---|---|---|
| M 25 | with thread | | 64 | HDC 24B SBU 2M25G | **1787870000** |
| M 25 | with thread | | 84 | HDC 64D SBU 2M25G | **1786890000** |
| M 32 | with thread | | 84 | HDC 64D SBU 2M32G | **1786880000** |

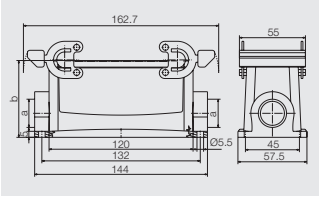


### Coupling hood

| a | Version | Cover | b (mm) | Designation | Order No. |
|---|---|---|---|---|---|
| M 25 | with thread | | 65 | HDC 24B KBU 1M25G | **1787920000** |
| M 32 | with thread | | 79 | HDC 64D KBU 1M32G | **1786960000** |

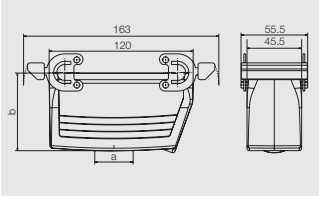


### Cover

| | Version | Designation | Order No. |
|---|---|---|---|
| | for bases | HDC 24B DODQ 4BO | **1665630000** |

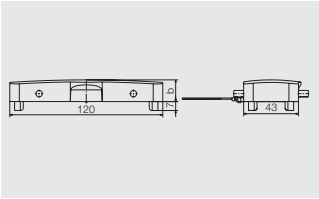

# ConCept construction frame

## Size 10

## Frame

### Frame

| Frame | Designation | Order No. |
|---|---|---|
| Female | HDC CF 16 5M 2 | **1758530000** |
| Male | HDC CF 16 5F 2 | **1758520000** |

**Note** for 2 x 5 modules please use 2 of the mentioned inserts

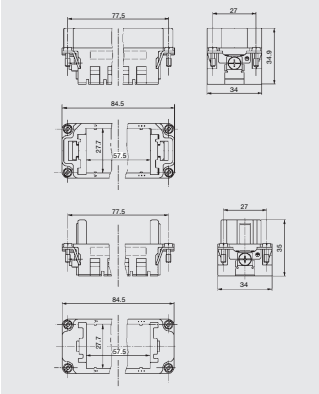

## Selection of Housings RockStar® IP65
## Size 10

### Hood

**Hood, Cable Entry sideways**

| a | Version | Cover | b (mm) | Designation | Order No. |
|---|---|---|---|---|---|
| M 32 | with thread | | 79 | HDC 32B TSLU 1M32G | **1788420000** |

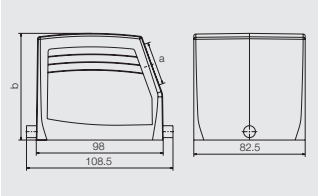


### Base

**Bulkhead housing**

| | Version | Cover | b (mm) | Designation | Order No. |
|---|---|---|---|---|---|
| | | with cover | 55 | HDC 32B ADLU | **1219800000** |
| | | | 38 | HDC 32B ALU | **1219500000** |

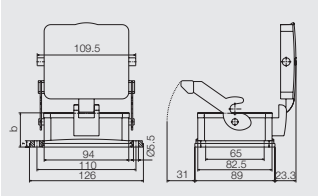


**Base housing**

| a | Version | Cover | b (mm) | Designation | Order No. |
|---|---|---|---|---|---|
| M 32 | with thread | with cover | 96 | HDC 32B SDLU 2M32G | **1788490000** |
| M 32 | with thread | | 79 | HDC 32B SLU 2M32G | **1788470000** |

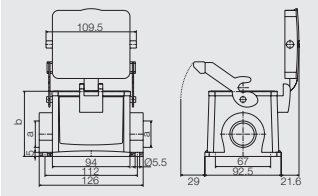


**Coupling hood**

| a | Version | Cover | b (mm) | Designation | Order No. |
|---|---|---|---|---|---|
| M 32 | with thread | | 83 | HDC 32B KLU 1M32G | **1788500000** |

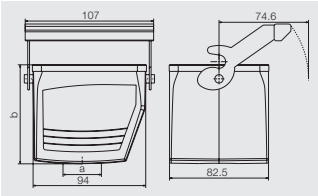

# ConCept construction frame

## Size 12

## Frame

### Frame

| Frame | Designation | Order No. |
|---|---|---|
| Male | HDC CF 24 7M 2 | **1758540000** |
| Female | HDC CF 24 7F 2 | **1758550000** |

**Note** for 2 x 7 modules please use 2 of the mentioned inserts

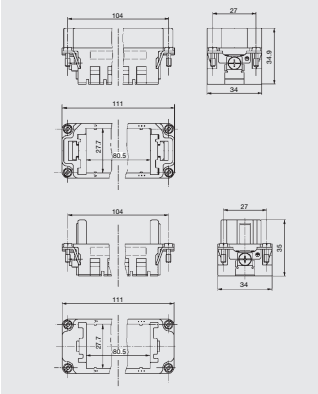

## Selection of Housings RockStar® IP65
## Size 12

## Hood

### Hood, Cable Entry sideways

| a | Version | Cover | b (mm) | Designation | Order No. |
|---|---|---|---|---|---|
| M 32 | with thread | | 94 | HDC 48B TSLU 1M32G | **1788320000** |
| M 40 | with thread | | 94 | HDC 48B TSLU 1M40G | **1788310000** |
| M 50 | with thread | | 94 | HDC 48B TSLU 1M50G | **1788300000** |

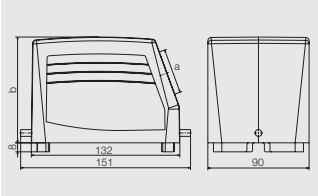


### Hood, Cable Entry at top

| a | Version | Cover | b (mm) | Designation | Order No. |
|---|---|---|---|---|---|
| M 32 | with thread | | 94 | HDC 48B TOLU 1M32G | **1788350000** |
| M 50 | with thread | | 94 | HDC 48B TOLU 1M50G | **1788330000** |

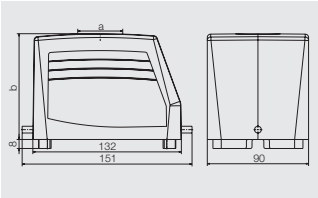


## Base

### Bulkhead housing

| | Version | Cover | b (mm) | Designation | Order No. |
|---|---|---|---|---|---|
| | | with cover | 62 | HDC 48B ADLU | **1222900000** |

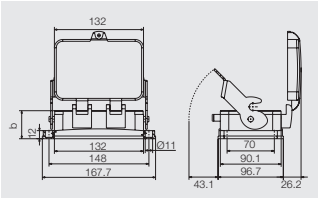


### Base housing

| a | Version | Cover | b (mm) | Designation | Order No. |
|---|---|---|---|---|---|
| M 32 | with thread | with cover | 120 | HDC 48B SDLU 2M32G | **1788390000** |
| M 32 | with thread | | 100 | HDC 48B SLU 2M32G | **1788370000** |
| M 40 | with thread | | 100 | HDC 48B SLU 2M40G | **1788360000** |

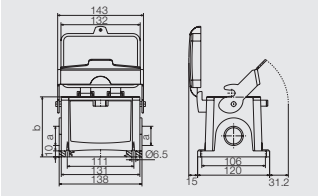

# Coupling frame for ConCept modules



The ModuFlex C coupling system together with modules from the ConCept connector system provides a flexible and low-cost solution for indoor applications (IP20 zone).

ConCept 3–20-pin male and female modules of the same pin number and design can be mounted in the coupling frame. Up to 5 coupling frames can be combined into a block with the help of the tongue-and-groove locking system. The coupling frames can also be locked onto TS32 and TS35 rail by using the mounting feet.

Each individual module can be individually plugged in and released. Thanks to the optional extractor / strain relief tool and the snap-on mounting bracket, ModuFlex C-coupling frames and the male and female modules of the ConCept system allow a wide range of combinations for all possible connector configurations.

# ModuFlex C

## Coupling frame

- Max. 5 coupling frames in a row
- Protection from incorrect connection
- Force required to withdraw a single module from the coupling frame >170 N

**Note:**
The CM3-HV modules are not suitable for use in the coupling frame.

## Mounting bracket / mounting foot

**Mounting bracket**
- For fixing the coupling frames to a flat surface and to MOFU mounting foot
- Hole diameter 3 mm

**Mounting foot**
- For fixing coupling frames to TS35x7.5 and TS35x15 mounting rails using mounting brackets

## Technical data

| | C-CR |
|---|---|
| | **Coupling frame** |
| Insulation | PC |
| Colour | grey (RAL 7032) |
| Temperature range | –40 ... +120°C |
| Flammability class to UL 94 | V-0 |

## Technical data

| | C-MW | MOFU |
|---|---|---|
| | **Mounting bracket** | **Mounting foot** |
| Insulation | PC | PA |
| Colour | grey (RAL 7032) | orange |
| Temperature range | –40 ... +120°C | –40 ... +120°C |
| Flammability class to UL 94 | V-0 | V-2 |

## Ordering data

| Type | Qty | Order No. |
|---|---|---|
| ModuFlex C-CR grau | 10 | **1746060000** |

## Ordering data

| Type | | Qty | Order No. |
|---|---|---|---|
| ModuFlex C-MW | Mounting bracket | 10 | **1746070000** |
| MOFU | Mounting foot | 20 | **0495660000** |

## Accessories

| Type | Qty | Order No. |
|---|---|---|
| **Crosshead screw**<br>for fastening the coupling to the mounting foot, to front and back panel and to a flat surface | | |
| PTSC KB 30 x 6 | 100 | **1766120000** |
| **Spacer pin**<br>M3 x 27 and clamping screws M3 x 8 in set. For mounting the coupling to flat panels. 1 pack contains 80 screws and 40 spacer pins, separately packaged. | | |
| ABST.BOLZM3X27+KLSC-KIT | 1 | **1766130000** |

## Module extractor and strain relief tool

## Coupling frame – sets

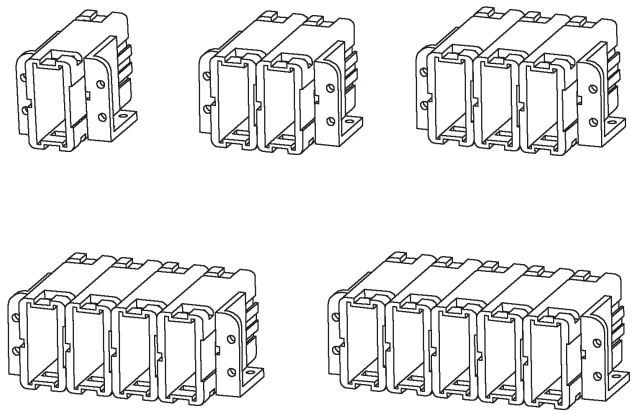

Set consists of:
- 1 – 5 coupling frames
- 1 right and 1 left mounting bracket

## Technical data

C-MH/ZE

| | Module extractor and strain relief tool |
|---|---|
| Insulation | PA |
| Colour | black |
| Temperature range | –40 ... +120°C |
| Flammability class to UL 94 | V-2 |

## Technical data

| | Mounting bracket | Mounting foot |
|---|---|---|
| Insulation | PC | PA |
| Colour | grey (RAL 7032) | orange |
| Temperature range | –40 ... +120°C | –40 ... +120°C |
| Flammability class to UL 94 | V-0 | V-2 |

## Ordering data

| Type | Qty | Order No. |
|---|---|---|
| ModuFlex C-MH/ZE black | 10 | **1752970000** |

## Ordering data

| Type | No. of coupling frames | Qty | Order No. |
|---|---|---|---|
| ModuFlex C-KITo.M.MW-1F | 1 | 1 | **1765570000** |
| ModuFlex C-KITo.M.MW-2F | 2 | 1 | **1765580000** |
| ModuFlex C-KITo.M.MW-3F | 3 | 1 | **1765590000** |
| ModuFlex C-KITo.M.MW-4F | 4 | 1 | **1765600000** |
| ModuFlex C-KITo.M.MW-5F | 5 | 1 | **1765610000** |

## Accessories

| Type | Qty | Order No. |
|---|---|---|
| **Crosshead screw**<br>for fastening the coupling to the mounting foot, to front and back panel and to a flat surface | | |
| PTSC KB 30 x 6 | 100 | **1766120000** |
| **Spacer pin**<br>M3 x 27 and clamping screws M3 x 8 in set. For mounting the coupling to flat panels. 1 pack contains 80 screws and 40 spacer pins, separately packaged. | | |
| ABST.BOLZM3X27+KLSC-KIT | 1 | **1766130000** |

# RockStar® Housings IP65 / NEMA 4X


**RockStar® Housings IP65 / NEMA 4X**

Overview D.2

RockStar® Housings IP65 / NEMA 4X D.4

# RockStar® Housings IP65 / NEMA 4X

Weidmüller's RockStar® IP 65 / NEMA 4X housings are your first choice when it comes to industrial housings in IP 65 class of protection.

**Features:**

- Housing of cast aluminium alloy or thermoplastic
- All fittings (clamps and pins) of rust proof stainless steel

**Typical applications:**

- general mechanical and plant engineering
- rail engineering
- conveying and transport technology
- packing machines
- crane construction and industrial robots
- toolmaking and special-purpose machine building
- fairground rides
- stage and lighting equipment

**Various versions:**

- different sizes
- different housing types
- different types of construction
- different locking systems
- different cable entries
- with or without cover

**Their advantages:**

- multiple plugging and unplugging of electrical connections
- reliable assembly under time pressure
- corrosion protection
- IP65 for both aluminium and plastic housings
- NEMA 4X for both aluminium and plastic housings

# RockStar® Housings IP65 / NEMA 4X

## Plastic housing

## Size 1

## Hood

### Hood, Cable Entry sideways

| a | Version | Cover | b (mm) | Designation | Order No. |
|---|---|---|---|---|---|
| M 20 | with thread | | 49.2 | HDC 07A TWLU 1M20G | **1788510000** |
| PG 11 | with thread | | 49.2 | HDC 07A TWLU 1PG11G | **1652400000** |

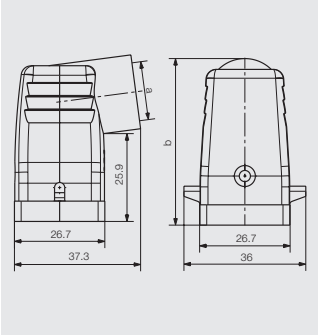


### Hood, Cable Entry at top

| a | Version | Cover | b (mm) | Designation | Order No. |
|---|---|---|---|---|---|
| M 20 | with thread | | 50 | HDC 07A TOLU 1M20G | **1788520000** |
| PG 11 | with thread | | 50 | HDC 07A TOLU 1PG11G | **1652380000** |

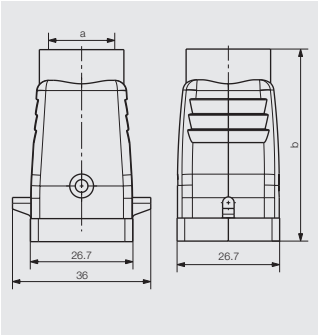

## Plastic housing

## Size 1

## Base

### Bulkhead housing

| | Version | Cover | b (mm) | Designation | Order No. |
|---|---|---|---|---|---|
| | | | 23 | HDC 07A ALU | **1652410000** |
| | angled | | 26.7 | HDC 07A AWLU | **1652420000** |

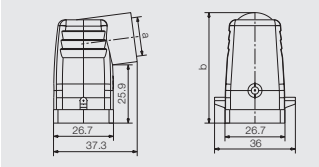


### Base housing

| a | Version | Cover | b (mm) | Designation | Order No. |
|---|---|---|---|---|---|
| M 20 | with thread | | 25.8 | HDC 07A SLU 1M20G | **1788530000** |
| PG 11 | w. sleeve | | 25.8 | HDC 07A SLU 1PG11S | **1652440000** |

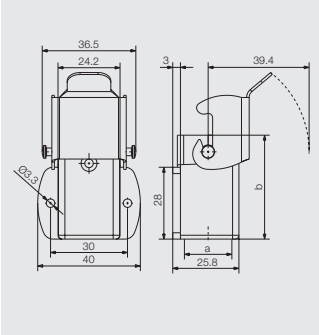


### Coupling hood

| a | Version | Cover | b (mm) | Designation | Order No. |
|---|---|---|---|---|---|
| M 20 | with thread | | 53.5 | HDC 07A KOLU 1M20G | **1788540000** |
| PG 11 | with thread | | 53.5 | HDC 07A KOLU 1PG11G | **1652460000** |

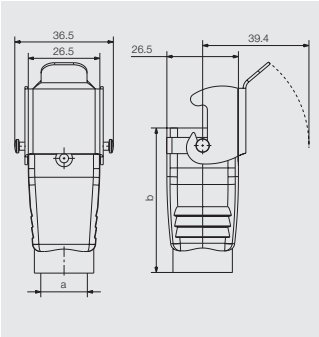


### Screw Mounting Housing

| a | Version | Cover | b (mm) | Designation | Order No. |
|---|---|---|---|---|---|
| PG 13,5 | with thread | | 54 | HDC 07A ELU 1PG13G | **1900990000** |

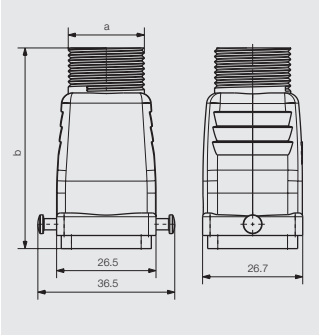


### Cover

| | Version | Designation | Order No. |
|---|---|---|---|
| | for female insert | HDC 07A DMDL 2BO | **1665770000** |
| | for male insert | HDC 07A DODL 2BO | **1665760000** |

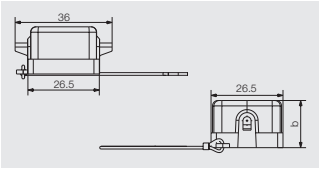

# RockStar® Housings IP65 / NEMA 4X

## Metal housing

## Size 1

## Hood

### Hood, Cable Entry sideways

| a | Version | Cover | b (mm) | Designation | Order No. |
|---|---|---|---|---|---|
| M 20 | with thread | | 49.2 | HDC 04A TWLU 1M20G | **1788810000** |
| PG 11 | with thread | | 49.2 | HDC 04A TWLU 1PG11G | **1652480000** |
| PG 11 | with thread | | 49.2 | HDC 04A TWLU 1PG11G EXI | **1900310000** |

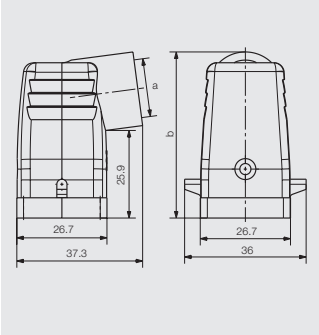


### Hood, Cable Entry at top

| a | Version | Cover | b (mm) | Designation | Order No. |
|---|---|---|---|---|---|
| M 20 | with thread | | 50 | HDC 04A TOLU 1M20G | **1788820000** |
| PG 11 | with thread | | 50 | HDC 04A TOLU 1PG11G | **1652470000** |
| PG 11 | with thread | | 50 | HDC 04A TOLU 1PG11G EXI | **1900280000** |

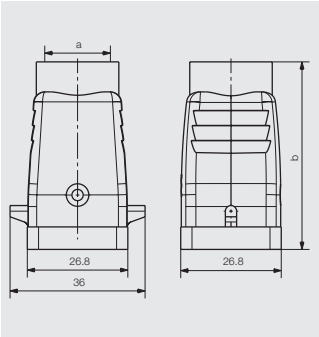

## Metal housing

### Size 1

### Base

#### Bulkhead housing

| | Version | Cover | b (mm) | Designation | Order No. |
|---|---|---|---|---|---|
| | | | 23 | HDC 04A ALU | **1497600000** |
| | with thread | | 23 | HDC 04A ALU EXI | **1899870000** |
| | with thread | | 26.7 | HDC 04A AWLU EXI | **1899890000** |

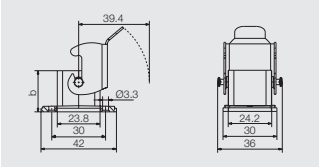


#### Base housing

| a | Version | Cover | b (mm) | Designation | Order No. |
|---|---|---|---|---|---|
| M 20 | with thread | | 25.8 | HDC 04A SLU 1M20G | **1788830000** |
| PG 11 | with thread | | 25.8 | HDC 04A SLU 1PG11G | **1652490000** |
| PG 11 | with thread | | 25.8 | HDC 04A SLU 1PG11G EXI | **1899800000** |

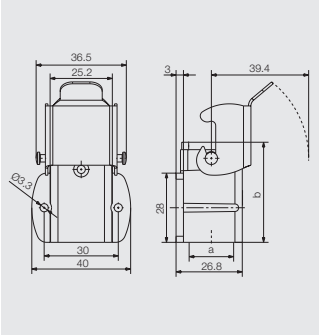


#### Coupling hood

| a | Version | Cover | b (mm) | Designation | Order No. |
|---|---|---|---|---|---|
| M 20 | with thread | | 53.5 | HDC 04A KOLU 1M20G | **1788840000** |
| PG 11 | with thread | | 53.5 | HDC 04A KOLU 1PG11G | **1652500000** |
| PG 11 | with thread | | 53.5 | HDC 04A KOLU 1PG11G EXI | **1899920000** |

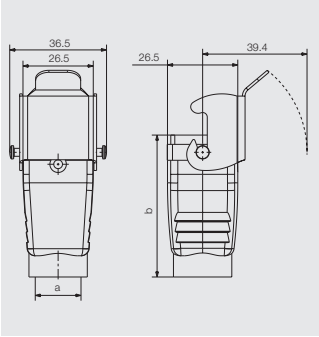


#### Screw Mounting Housing

| a | Version | Cover | b (mm) | Designation | Order No. |
|---|---|---|---|---|---|
| M 20 | with thread | | 54 | HDC 04A ELU 1M20G | **1900320000** |
| PG 13,5 | with thread | | 54 | HDC 04A ELU 1PG13G | **1900330000** |
| PG 13,5 | with thread | | 54 | HDC 04A ELU 1PG13G EXI | **1900350000** |

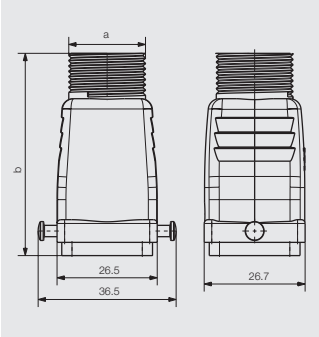


#### Cover

| | Version | | Designation | Order No. |
|---|---|---|---|---|
| | for female insert | | HDC 04A DMDL 2BO | **1665750000** |
| | for male insert | | HDC 04A DODL 2BO | **1665740000** |

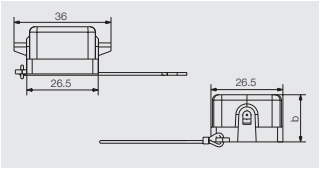

# RockStar® Housings IP65 / NEMA 4X

## End locking, lower side

## Size 2

## Hood

### Hood, Cable Entry sideways

| a | Version | Cover | b (mm) | Designation | Order No. |
|---|---|---|---|---|---|
| M 20 | with thread | | 68 | HDC 15A TSLU 1M20G | **1788860000** |
| M 25 | with thread | | 68 | HDC 15A TSLU 1M25G | **1788850000** |
| PG 16 | with thread | | 54 | HDC 10A TSLU 1PG16G | **1663810000** |
| PG 16 | with thread | | 68 | HDC 15A TSLU 1PG16G | **1663850000** |
| PG 21 | with thread | | 68 | HDC 15A TSLU 1PG21G | **1663870000** |

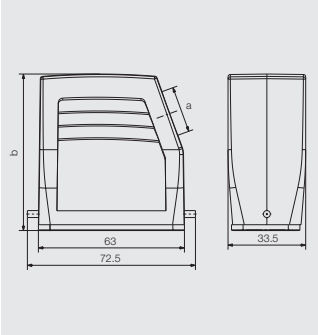


### Hood, Cable Entry at top

| a | Version | Cover | b (mm) | Designation | Order No. |
|---|---|---|---|---|---|
| M 20 | with thread | | 54 | HDC 10A TOLU 1M20G | **1788620000** |
| M 25 | with thread | | 54 | HDC 10A TOLU 1M25G | **1788610000** |
| PG 16 | with thread | | 54 | HDC 10A TOLU 1PG16G | **1663930000** |
| PG 21 | with thread | | 68 | HDC 15A TOLU 1PG21G | **1663990000** |

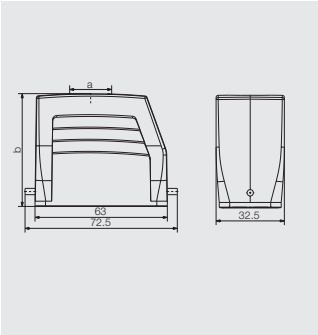


### Cover

| | Version | Designation | Order No. |
|---|---|---|---|
| | for hoods | HDC 10A DODL 1LB | **1665890000** |

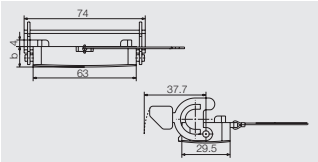

## End locking, lower side

## Size 2

## Base

### Bulkhead housing

| Version | Cover | b (mm) | Designation | Order No. |
|---|---|---|---|---|
| | with cover | 37.5 | HDC 10A ADLU | **1664060000** |
| | | 25 | HDC 10A ALU | **1664040000** |

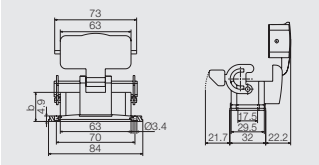


### Base housing

| a | Version | Cover | b (mm) | Designation | Order No. |
|---|---|---|---|---|---|
| M 20 | with thread | | 57 | HDC 10A SLU 1M20G | **1901100000** |
| M 20 | with thread | with cover | 69.5 | HDC 10A SDLU 1M20G | **1901010000** |
| M 20 | with thread | | 57 | HDC 10A SLU 2M20G | **1788640000** |
| M 20 | with thread | with cover | 69.5 | HDC 10A SDLU 2M20G | **1788660000** |
| M 25 | with thread | | 57 | HDC 10A SLU 1M25G | **1901160000** |
| M 25 | with thread | with cover | 69.5 | HDC 10A SDLU 1M25G | **1901040000** |
| M 25 | with thread | | 57 | HDC 10A SLU 2M25G | **1788630000** |
| M 25 | with thread | with cover | 69.5 | HDC 10A SDLU 2M25G | **1788650000** |
| PG 16 | with thread | | 57 | HDC 10A SLU 1PG16G | **1664170000** |
| PG 16 | with thread | with cover | 69.5 | HDC 10A SDLU 1PG16G | **1664410000** |
| PG 16 | with thread | | 57 | HDC 10A SLU 2PG16G | **1664190000** |
| PG 16 | with thread | with cover | 69.5 | HDC 10A SDLU 2PG16G | **1664420000** |
| PG 21 | with thread | | 57 | HDC 10A SLU 1PG21G | **1664210000** |

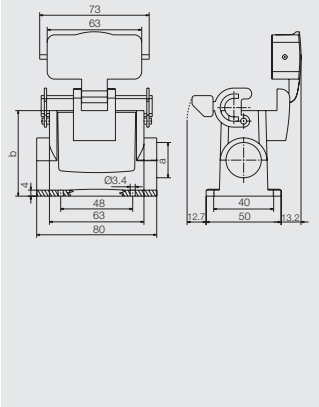


### Coupling hood

| a | Version | Cover | b (mm) | Designation | Order No. |
|---|---|---|---|---|---|
| M 25 | with thread | | 48 | HDC 10A KLU 1M25G | **1788670000** |
| PG 16 | with thread | | 48 | HDC 10A KLU 1/PG16G | **1664560000** |
| PG 21 | with thread | | 62 | HDC 15A KLU 1PG21G | **1664630000** |

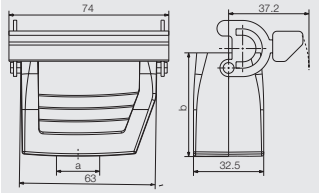


### Cover

| Version | Designation | Order No. |
|---|---|---|
| for bases | HDC 10A DMDL 2BO | **1665880000** |

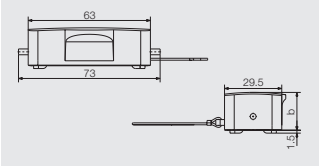

# RockStar® Housings IP65 / NEMA 4X

## End locking, lower side

## Size 3

## Hood

### Hood, Cable Entry sideways

| a | Version | Cover | b (mm) | Designation | Order No. |
|---|---|---|---|---|---|
| M 20 | with thread | | 52 | HDC 06B TSLU 1M20G | **1788100000** |
| M 20 | with thread | | 52 | HDC 06B TSLU 1M20G | **1805930000** |
| M 25 | with thread | | 52 | HDC 06B TSLU 1M25G | **1788090000** |
| M 25 | with thread | | 72 | HDC 16D TSLU 1M25G | **1787480000** |
| M 32 | with thread | | 72 | HDC 16D TSLU 1M32G | **1787470000** |
| PG 13,5 | with thread | | 52 | HDC 06B TSLU 1PG13G | **1670530000** |
| PG 16 | with thread | | 52 | HDC 06B TSLU 1PG16G | **1652520000** |
| PG 21 | with thread | | 72 | HDC 16D TSLU 1PG21G | **1652560000** |
| PG 29 | with thread | | 72 | HDC 16D TSLU 1PG29G | **1652580000** |

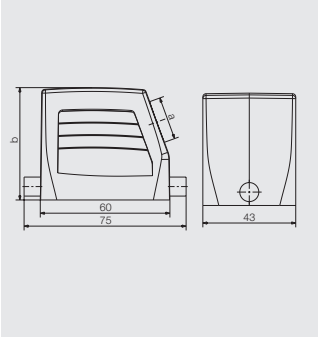


### Hood, Cable Entry at top

| a | Version | Cover | b (mm) | Designation | Order No. |
|---|---|---|---|---|---|
| M 20 | with thread | | 52 | HDC 06B TOLU 1M20G | **1788120000** |
| M 25 | with thread | | 52 | HDC 06B TOLU 1M25G | **1788110000** |
| M 25 | with thread | | 72 | HDC 16D TOLU 1M25G | **1787500000** |
| M 32 | with thread | | 72 | HDC 16D TOLU 1M32G | **1787490000** |
| PG 13,5 | with thread | | 52 | HDC 06B TOLU 1PG13G | **1670500000** |
| PG 16 | with thread | | 52 | HDC 06B TOLU 1PG16G | **1652640000** |
| PG 21 | with thread | | 72 | HDC 16D TOLU 1PG21G | **1652680000** |
| PG 29 | with thread | | 72 | HDC 16D TOLU 1PG29G | **1652700000** |

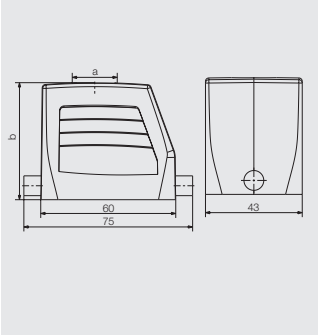


### Cover

| Version | Designation | Order No. |
|---|---|---|
| for hoods | HDC 06B DMDL 1LB | **1665210000** |

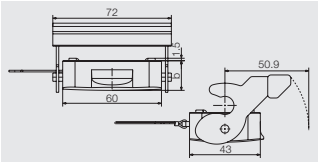

## End locking, lower side

## Size 3

## Base

### Bulkhead housing

| | Version | Cover | b (mm) | Designation | Order No. |
|---|---|---|---|---|---|
| | | | 29 | HDC 06B ALU | **1202100000** |
| | | with cover | 47 | HDC 06B ADLU | **1202500000** |

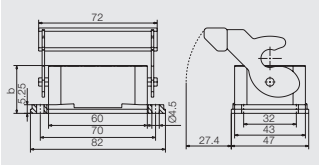


### Base housing

| a | Version | Cover | b (mm) | Designation | Order No. |
|---|---|---|---|---|---|
| M 20 | with thread | | 54 | HDC 06B SLU 1M20G | **1900460000** |
| M 20 | with thread | with cover | 72 | HDC 06B SDLU 1M20G | **1900360000** |
| M 20 | with thread | | 54 | HDC 06B SLU 2M20G | **1788140000** |
| M 20 | with thread | with cover | 72 | HDC 06B SDLU 2M20G | **1788170000** |
| M 25 | with thread | | 54 | HDC 06B SLU 1M25G | **1900480000** |
| M 25 | with thread | with cover | 72 | HDC 06B SDLU 1M25G | **1900380000** |
| M 25 | with thread | | 74 | HDC 16D SLU 1M25G | **1900880000** |
| M 25 | with thread | with cover | 92 | HDC 16D SDLU 1M25G | **1900820000** |
| M 25 | with thread | | 54 | HDC 06B SLU 2M25G | **1788130000** |
| M 25 | with thread | | 74 | HDC 16D SLU 2M25G | **1787520000** |
| M 25 | with thread | with cover | 92 | HDC 16D SDLU 2M25G | **1787540000** |
| M 25 | with thread | with cover | 72 | HDC 06B SDLU 2M25G | **1788160000** |
| M 32 | with thread | | 74 | HDC 16D SLU 1M32G | **1900900000** |
| M 32 | with thread | | 74 | HDC 16D SLU 2M32G | **1787510000** |
| PG 16 | with thread | | 54 | HDC 06B SLU 1PG16G | **1652750000** |
| PG 16 | with thread | with cover | 72 | HDC 06B SDLU 1PG16G | **1652980000** |
| PG 16 | with thread | | 54 | HDC 06B SLU 2PG16G | **1652760000** |
| PG 16 | with thread | with cover | 72 | HDC 06B SDLU 2PG16G | **1652990000** |
| PG 21 | with thread | | 74 | HDC 16D SLU 2PG21G | **1652840000** |

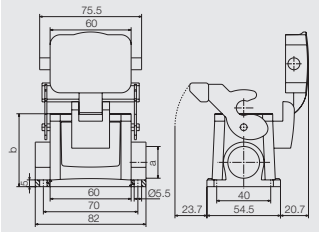


### Coupling hood

| a | Version | Cover | b (mm) | Designation | Order No. |
|---|---|---|---|---|---|
| PG 16 | with thread | | 55 | HDC 06B KLU 1PG16G | **1653200000** |
| PG 21 | | | 75 | HDC 16D KLU 1/21V | **1653230000** |

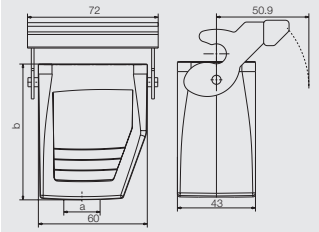


### Cover

| | Version | Designation | Order No. |
|---|---|---|---|
| | for bases | HDC 06B DODL 2BO | **1665200000** |

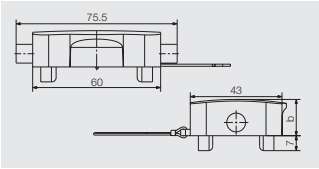

# RockStar® Housings IP65 / NEMA 4X

## Side locking, lower side

## Size 4

## Hood

### Hood, Cable Entry sideways

| a | Version | Cover | b (mm) | Designation | Order No. |
|---|---|---|---|---|---|
| M 20 | with thread | | 52 | HDC 10B TSBU 1M20G | **1787560000** |
| M 25 | with thread | | 52 | HDC 10B TSBU 1M25G | **1787550000** |
| M 25 | with thread | | 72 | HDC 24D TSBU 1M25G | **1787240000** |
| M 32 | with thread | | 72 | HDC 24D TSBU 1M32G | **1787230000** |
| PG 16 | with thread | | 52 | HDC 10B TSBU 1PG16G | **1654070000** |
| PG 21 | with thread | | 52 | HDC 10B TSBU 1PG21G | **1654090000** |
| PG 21 | with thread | | 72 | HDC 24D TSBU 1PG21G | **1654150000** |
| PG 29 | with thread | | 72 | HDC 24D TSBU 1PG29G | **1654170000** |

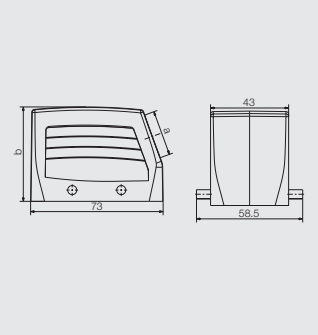


### Hood, Cable Entry at top

| a | Version | Cover | b (mm) | Designation | Order No. |
|---|---|---|---|---|---|
| M 20 | with thread | | 52 | HDC 10B TOBU 1M20G | **1787600000** |
| M 25 | with thread | | 52 | HDC 10B TOBU 1M25G | **1787590000** |
| M 25 | with thread | | 72 | HDC 24D TOBU 1M25G | **1787300000** |
| M 32 | with thread | | 72 | HDC 24D TOBU 1M32G | **1787290000** |
| PG 16 | with thread | | 52 | HDC 10B TOBU 1PG16G | **1654220000** |
| PG 21 | with thread | | 52 | HDC 10B TOBU 1PG21G | **1654240000** |
| PG 21 | with thread | | 52 | HDC 10B TOBU 1PG21G | **1816420000** |
| PG 29 | with thread | | 72 | HDC 24D TOBU 1PG29G | **1654320000** |

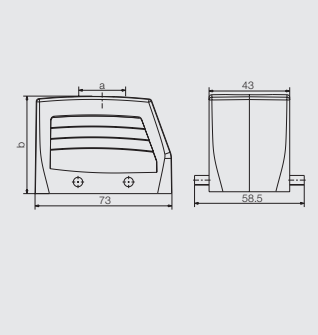


### Cover

| Version | Designation | Order No. |
|---|---|---|
| for hoods | HDC 10B DMDQ 2QB | **1665240000** |

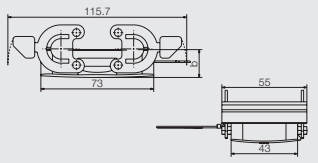

## Side locking, lower side

## Size 4

## Base

### Bulkhead housing

| | Version | Cover | b (mm) | Designation | Order No. |
|---|---|---|---|---|---|
| | | | 29.3 | HDC 10B ABU | **1205000000** |

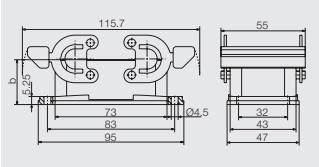


### Base housing

| a | Version | Cover | b (mm) | Designation | Order No. |
|---|---|---|---|---|---|
| M 20 | with thread | | 57 | HDC 10B SBU 1M20G | **1901360000** |
| M 20 | with thread | | 57 | HDC 10B SBU 2M20G | **1787640000** |
| M 25 | with thread | | 57 | HDC 10B SBU 1M25G | **1901370000** |
| M 25 | with thread | | 57 | HDC 10B SBU 2M25G | **1787630000** |
| M 25 | with thread | | 74 | HDC 24D SBU 1M25G | **1903210000** |
| M 25 | with thread | | 74 | HDC 24D SBU 2M25G | **1787350000** |
| M 32 | with thread | | 74 | HDC 24D SBU 1M32G | **1903220000** |
| M 32 | with thread | | 74 | HDC 24D SBU 2M32G | **1787360000** |
| PG 16 | with thread | | 57 | HDC 10B SBU 1PG16G | **1654370000** |
| PG 16 | with thread | | 57 | HDC 10B SBU 2PG16G | **1654380000** |
| PG 21 | with thread | | 74 | HDC 24D SBU 2PG21G | **1654450000** |
| PG 29 | with thread | | 74 | HDC 24D SBU 1PG29G | **1654470000** |

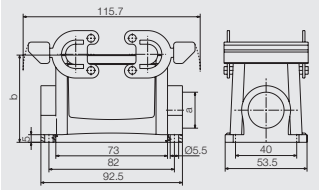


### Coupling hood

| a | Version | Cover | b (mm) | Designation | Order No. |
|---|---|---|---|---|---|
| M 20 | with thread | | 55 | HDC 10B KBU 1M20G | **1787720000** |
| PG 16 | with thread | | 55 | HDC 10B KBU 1PG16G | **1654580000** |

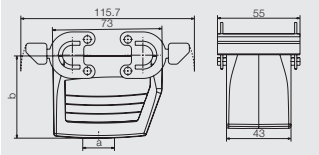


### Cover

| Version | Designation | Order No. |
|---|---|---|
| for bases | HDC 10B DODQ 4BO | **1665230000** |

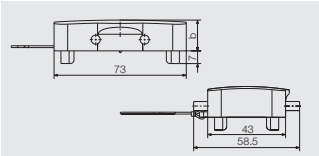

# RockStar® Housings IP65 / NEMA 4X

## End locking, lower side

## Size 4

## Hood

### Hood, Cable Entry sideways

| a | Version | Cover | b (mm) | Designation | Order No. |
|---|---|---|---|---|---|
| M 25 | with thread | | 52 | HDC 10B TSLU 1M25G | **1787580000** |
| M 25 | with thread | | 72 | HDC 24D TSLU 1M25G | **1787280000** |
| M 32 | with thread | | 72 | HDC 24D TSLU 1M32G | **1787270000** |
| PG 16 | with thread | | 52 | HDC 10B TSLU 1PG16G | **1655210000** |
| PG 21 | with thread | | 72 | HDC 24D TSLU 1PG21G | **1655250000** |
| PG 29 | with thread | | 72 | HDC 24D TSLU 1PG29G | **1655270000** |

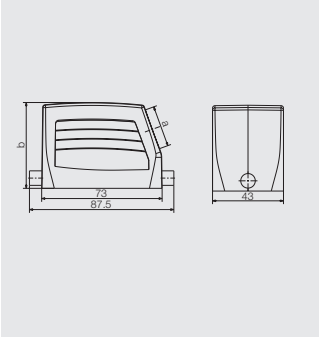


### Hood, Cable Entry at top

| a | Version | Cover | b (mm) | Designation | Order No. |
|---|---|---|---|---|---|
| M 25 | with thread | | 52 | HDC 10B TOLU 1M25G | **1787620000** |
| M 25 | with thread | | 72 | HDC 24D TOLU 1M25G | **1787340000** |
| M 32 | with thread | | 72 | HDC 24D TOLU 1M32G | **1787330000** |
| PG 16 | with thread | | 52 | HDC 10B TOLU 1PG16G | **1655320000** |
| PG 21 | with thread | | 72 | HDC 24D TOLU 1PG21G | **1655360000** |
| PG 29 | with thread | | 72 | HDC 24D TOLU 1PG29G | **1655380000** |

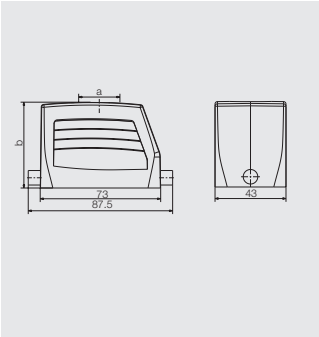

## End locking, lower side

## Size 4

## Base

### Bulkhead housing

| Version | Cover | b (mm) | Designation | Order No. |
|---|---|---|---|---|
| | with cover | 51.6 | HDC 10B ADLU | **1206500000** |
| | | 29.3 | HDC 10B ALU | **1206100000** |

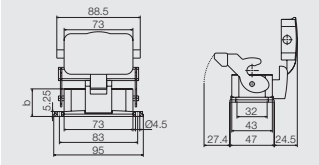


### Base housing

| a | Version | Cover | b (mm) | Designation | Order No. |
|---|---|---|---|---|---|
| M 20 | with thread | | 57 | HDC 10B SLU 1M20G | **1901620000** |
| M 20 | with thread | with cover | 79.5 | HDC 10B SDLU 1M20G | **1901570000** |
| M 20 | with thread | | 57 | HDC 10B SLU 2M20G | **1787660000** |
| M 20 | with thread | with cover | 79.5 | HDC 10B SDLU 2M20G | **1787700000** |
| M 25 | with thread | | 57 | HDC 10B SLU 1M25G | **1901640000** |
| M 25 | with thread | with cover | 96.5 | HDC 24D SDLU 1M25G | **1903410000** |
| M 25 | with thread | | 57 | HDC 10B SLU 2M25G | **1787650000** |
| M 25 | with thread | with cover | 96.5 | HDC 24D SDLU 2M25G | **1787420000** |
| M 32 | with thread | | 74 | HDC 24D SLU 1M32G | **1903560000** |
| M 32 | with thread | with cover | 96.5 | HDC 24D SDLU 1M32G | **1903510000** |
| M 32 | with thread | | 74 | HDC 24D SLU 2M32G | **1787370000** |
| M 32 | with thread | with cover | 96.5 | HDC 24D SDLU 2M32G | **1787410000** |
| PG 16 | with thread | | 57 | HDC 10B SLU 2PG16G | **1655470000** |
| PG 16 | with thread | with cover | 79.5 | HDC 10B SDLU 2PG16G | **1655680000** |

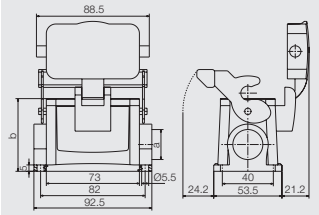


### Coupling hood

| a | Version | Cover | b (mm) | Designation | Order No. |
|---|---|---|---|---|---|
| M 20 | with thread | | 55 | HDC 10B KLU 1M20G | **1787740000** |
| M 25 | with thread | | 55 | HDC 10B KLU 1M25G | **1787730000** |
| M 25 | with thread | | 75 | HDC 24D KLU 1M25G | **1787460000** |
| M 32 | with thread | | 75 | HDC 24D KLU 1M32G | **1787450000** |
| PG 16 | with thread | | 55 | HDC 10B KLU 1PG16G | **1655890000** |

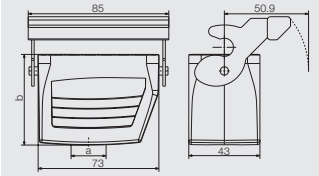

# RockStar® Housings IP65 / NEMA 4X

## Side locking, upper side

## Size 4

## Hood

### Hood, Cable Entry sideways

| a | Version | Cover | b (mm) | Designation | Order No. |
|---|---|---|---|---|---|
| M 25 | with thread | | 52 | HDC 10B TSBO 1M25G | **1787570000** |
| M 25 | with thread | | 72 | HDC 24D TSBO 1M25G | **1787260000** |
| M 32 | with thread | | 72 | HDC 24D TSBO 1M32G | **1787250000** |
| PG 16 | with thread | | 52 | HDC 10B TSBO 1PG16G | **1654750000** |
| PG 16 | with thread | | 72 | HDC 24D TSBO 1PG16G | **1654810000** |
| PG 21 | with thread | | 72 | HDC 24D TSBO 1PG21G | **1654790000** |

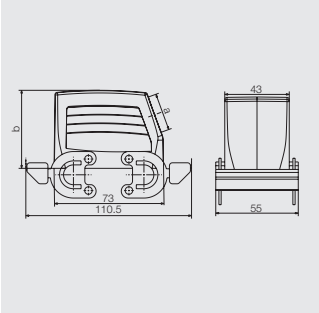


### Hood, Cable Entry at top

| a | Version | Cover | b (mm) | Designation | Order No. |
|---|---|---|---|---|---|
| M 25 | with thread | | 52 | HDC 10B TOBO 1M25G | **1787610000** |
| PG 16 | with thread | | 52 | HDC 10B TOBO 1PG16G | **1654860000** |
| PG 29 | with thread | | 72 | HDC 24D TOBO 1PG29G | **1654920000** |

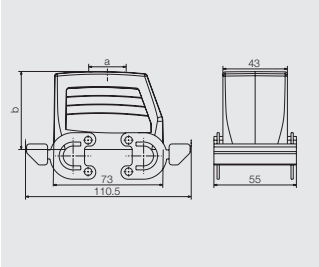


### Cover

| | Version | Designation | Order No. |
|---|---|---|---|
| | for hoods | HDC 10B DMDQ 4BO | **1665250000** |

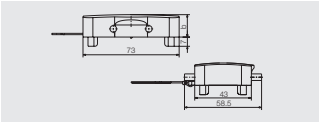


## Base

### Bulkhead housing

| | Version | Cover | b (mm) | Designation | Order No. |
|---|---|---|---|---|---|
| | | with cover | 51.6 | HDC 10B ADBO | **1205600000** |

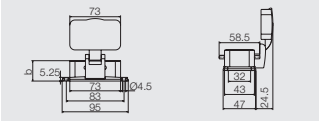


### Base housing

| a | Version | Cover | b (mm) | Designation | Order No. |
|---|---|---|---|---|---|
| M 20 | with thread | with cover | 79.5 | HDC 10B SDBO 1M20G | **1901490000** |
| M 20 | with thread | with cover | 79.5 | HDC 10B SDBO 2M20G | **1787680000** |
| M 25 | with thread | with cover | 79.5 | HDC 10B SDBO 1M25G | **1901510000** |
| M 25 | with thread | with cover | 96.5 | HDC 24D SDBO 1M25G | **1903370000** |
| M 25 | with thread | with cover | 79.5 | HDC 10B SDBO 2M25G | **1787670000** |
| M 25 | with thread | with cover | 96.5 | HDC 24D SDBO 2M25G | **1787400000** |
| PG 16 | with thread | with cover | 79.5 | HDC 10B SDBO 2PG16G | **1655000000** |

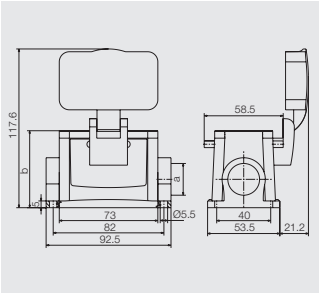

**Size 4**
**End locking clamp on housing bottom**

The plug and play solution for your motor.
With short assembly times and free choice of connection technology, this is Weidmüller's low-cost solution for heavy-duty connectors.

The HDC HB 10 AWVL angled housing replaces the motor terminal box. The housing can be mounted in four different ways (offset by 90°) thanks to fixing dimensions of 68 x 68 mm.

Suitable for use with standard inserts of the HE-10 series (screw, tension clamp or push-in technology) or inserts from the modular ConCept system.

## HDC HB 10 AWVL

### Ordering data

| Type | Qty | Order No. |
|---|---|---|
| HDC HB 10 AWVL | 1 | 1790040000 |

### Dimensions

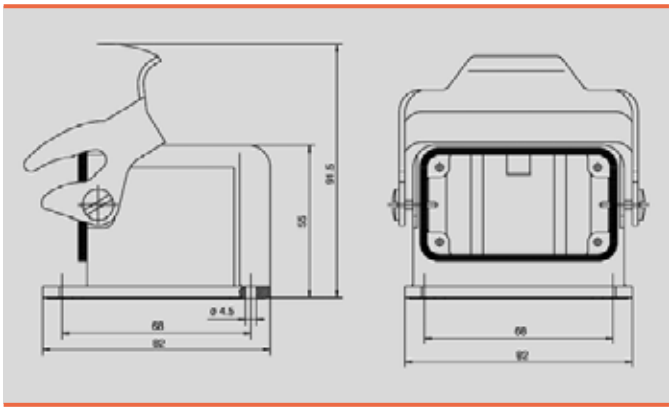

# RockStar® Housings IP65 / NEMA 4X

## End locking, lower side

## Size 5

## Hood

### Hood, Cable Entry sideways

| a | Version | Cover | b (mm) | Designation | Order No. |
|---|---|---|---|---|---|
| M 20 | with thread | | 72 | HDC 25A TSLU 1M20G | **1788680000** |
| M 25 | with thread | | 58 | HDC 16A TSLU 1M25G | **1788740000** |
| M 25 | with thread | | 72 | HDC 25A TSLU 1M25G | **1788690000** |
| PG 16 | with thread | | 58 | HDC 16A TSLU 1PG16G | **1664690000** |
| PG 16 | with thread | | 72 | HDC 25A TSLU 1PG16G | **1664730000** |
| PG 21 | with thread | | 72 | HDC 25A TSLU 1PG21G | **1664750000** |

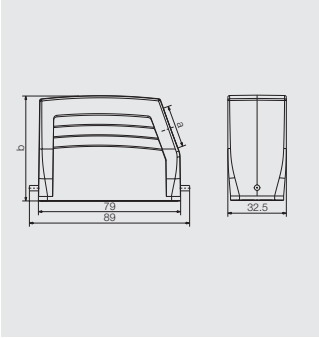


### Hood, Cable Entry at top

| a | Version | Cover | b (mm) | Designation | Order No. |
|---|---|---|---|---|---|
| M 20 | with thread | | 72 | HDC 25A TOLU 1M20G | **1788710000** |
| M 25 | with thread | | 58 | HDC 16A TOLU 1M25G | **1788750000** |
| M 25 | with thread | | 72 | HDC 25A TOLU 1M25G | **1788700000** |
| PG 16 | with thread | | 58 | HDC 16A TOLU 1PG16G | **1664810000** |
| PG 21 | with thread | | 72 | HDC 25A TOLU 1PG21G | **1664870000** |

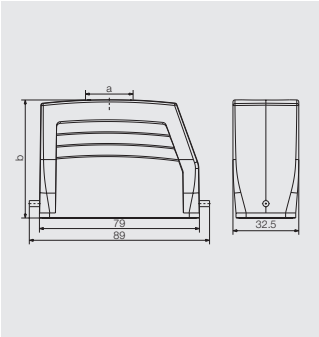


### Cover

| | Version | Designation | Order No. |
|---|---|---|---|
| | for hoods | HDC 16A DODL 1LB | **1665900000** |

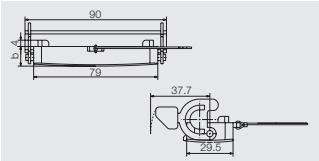

## End locking, lower side

## Size 5

## Base

### Bulkhead housing

| | Version | Cover | b (mm) | Designation | Order No. |
|---|---|---|---|---|---|
| | | with cover | 44.5 | HDC 16A ADLU | **1664940000** |
| | | | 25 | HDC 16A ALU | **1664920000** |

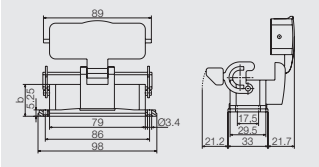


### Base housing

| a | Version | Cover | b (mm) | Designation | Order No. |
|---|---|---|---|---|---|
| M 20 | with thread | | 57 | HDC 16A SLU 2M20G | **1788770000** |
| M 20 | with thread | with cover | 76.5 | HDC 16A SDLU 2M20G | **1788790000** |
| M 25 | with thread | | 57 | HDC 16A SLU 2M25G | **1788760000** |
| M 25 | with thread | with cover | 76.5 | HDC 16A SDLU 2M25G | **1788780000** |
| PG 16 | with thread | | 57 | HDC 16A SLU 2PG16G | **1665070000** |
| PG 16 | with cable gl. | with cover | 76.5 | HDC 16A SDLU 2PG17 | **1665300000** |
| PG 21 | with thread | | 57 | HDC 16A SLU 1PG21G | **1665090000** |

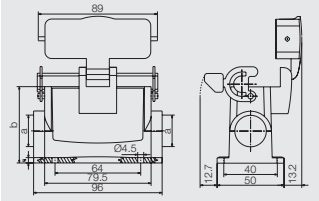


### Coupling hood

| a | Version | Cover | b (mm) | Designation | Order No. |
|---|---|---|---|---|---|
| M 25 | with thread | | 53 | HDC 16A KLU 1M25G | **1788800000** |
| PG 16 | with thread | | 53 | HDC 16A KLU 1PG16G | **1665450000** |

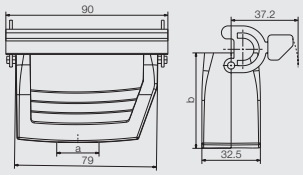


### Cover

| | Version | Designation | Order No. |
|---|---|---|---|
| | for bases | HDC 16A DMDL 2BO | **1665910000** |

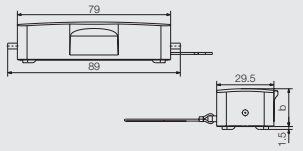

# RockStar® Housings IP65 / NEMA 4X

## Side locking, lower side

## Size 6

## Hood

### Hood, Cable Entry sideways

| a | Version | Cover | b (mm) | Designation | Order No. |
|---|---|---|---|---|---|
| M 25 | with thread | | 61 | HDC 16B TSBU 1M25G | **1788180000** |
| M 25 | with thread | | 76 | HDC 40D TSBU 1M25G | **1787010000** |
| M 32 | with thread | | 76 | HDC 40D TSBU 1M32G | **1787000000** |
| M 40 | with thread | | 60 | HDC HB16 TSVU 1xM40G | **1809620000** |
| PG 21 | with thread | | 61 | HDC 16B TSBU 1PG21G | **1656480000** |
| PG 21 | with thread | | 76 | HDC 40D TSBU 1PG21G | **1656520000** |
| PG 29 | with thread | | 76 | HDC 40D TSBU 1PG29G | **1656540000** |

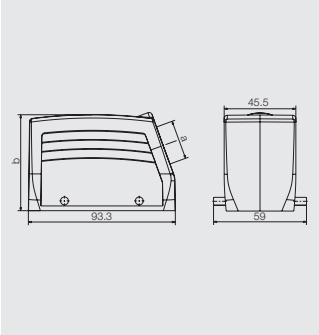


### Hood, Cable Entry at top

| a | Version | Cover | b (mm) | Designation | Order No. |
|---|---|---|---|---|---|
| M 25 | with thread | | 61 | HDC 16B TOBU 1M25G | **1788210000** |
| M 25 | with thread | | 76 | HDC 40D TOBU 1M25G | **1787070000** |
| M 32 | with thread | | 76 | HDC 40D TOBU 1M32G | **1787060000** |
| PG 21 | with thread | | 61 | HDC 16B TOBU 1PG21G | **1656590000** |
| PG 21 | with thread | | 76 | HDC 40D TOBU 1PG21G | **1656630000** |
| PG 29 | with thread | | 76 | HDC 40D TOBU 1PG29G | **1656650000** |

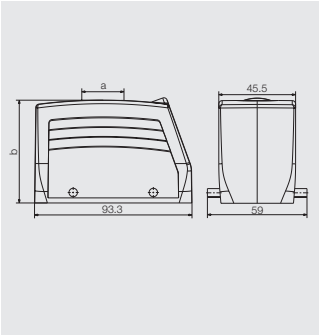


### Cover

| | Version | Designation | Order No. |
|---|---|---|---|
| | for hoods | HDC 16B DMDQ 2QB | **1665270000** |

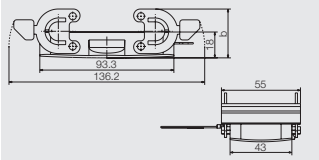

## Side locking, lower side

## Size 6

## Base

### Bulkhead housing

| | Version | Cover | b (mm) | Designation | Order No. |
|---|---|---|---|---|---|
| | | | 29 | HDC 16B ABU | **1208600000** |

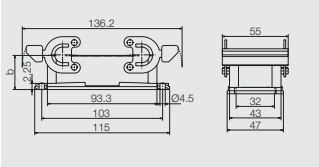


### Base housing

| a | Version | Cover | b (mm) | Designation | Order No. |
|---|---|---|---|---|---|
| M 25 | with thread | | 64 | HDC 16B SBU 1M25G | **1899980000** |
| M 25 | with thread | | 84 | HDC 40D SBU 1M25G | **1902970000** |
| M 25 | with thread | | 64 | HDC 16B SBU 2M25G | **1788240000** |
| M 25 | with thread | | 84 | HDC 40D SBU 2M25G | **1787120000** |
| M 32 | with thread | | 84 | HDC 40D SBU 1M32G | **1902990000** |
| M 32 | with thread | | 84 | HDC 40D SBU 2M32G | **1787110000** |
| PG 21 | with thread | | 64 | HDC 16B SBU 1PG21G | **1656720000** |
| PG 21 | with thread | | 64 | HDC 16B SBU 2PG21G | **1656730000** |
| PG 21 | with thread | | 84 | HDC 40D SBU 2PG21G | **1656810000** |
| PG 29 | with thread | | 84 | HDC 40D SBU 1PG29G | **1656830000** |
| PG 29 | with thread | | 84 | HDC 40D SBU 2PG29G | **1656840000** |

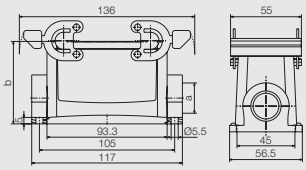


### Coupling hood

| a | Version | Cover | b (mm) | Designation | Order No. |
|---|---|---|---|---|---|
| M 25 | with thread | | 79 | HDC 40D KBU 1M25G | **1787200000** |
| M 32 | with thread | | 79 | HDC 40D KBU 1M32G | **1787190000** |
| PG 21 | with thread | | 64 | HDC 16B KBU 1PG21G | **1657270000** |
| PG 21 | with thread | | 79 | HDC 40D KBU 1PG21G | **1657310000** |

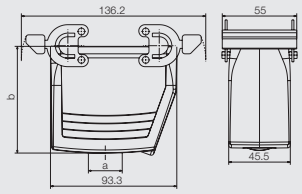


### Cover

| | Version | Designation | Order No. |
|---|---|---|---|
| | for bases | HDC 16B DODQ 4BO | **1665260000** |

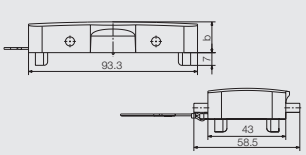

# RockStar® Housings IP65 / NEMA 4X

## End locking, lower side

## Size 6

## Hood

### Hood, Cable Entry sideways

| a | Version | Cover | b (mm) | Designation | Order No. |
|---|---|---|---|---|---|
| M 25 | with thread | | 61 | HDC 16B TSLU 1M25G | **1788200000** |
| M 25 | with thread | | 76 | HDC 40D TSLU 1M25G | **1787050000** |
| M 32 | with thread | | 61 | HDC 16B TSLU 1M32G | **1804640000** |
| M 32 | with thread | | 76 | HDC 40D TSLU 1M32G | **1787040000** |
| M 40 | with thread | | 76 | HDC 40D TSLU 1M40G | **1804650000** |
| PG 21 | with thread | | 61 | HDC 16B TSLU 1PG21G | **1657850000** |
| PG 21 | with thread | | 76 | HDC 40D TSLU 1PG21G | **1657890000** |
| PG 29 | with thread | | 76 | HDC 40D TSLU 1PG29G | **1657910000** |

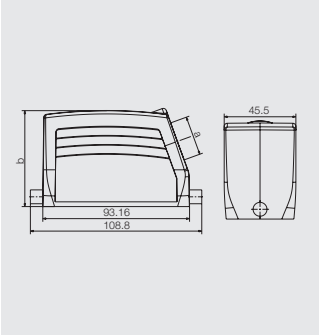


### Hood, Cable Entry at top

| a | Version | Cover | b (mm) | Designation | Order No. |
|---|---|---|---|---|---|
| M 25 | with thread | | 61 | HDC 16B TOLU 1M25G | **1788230000** |
| M 32 | with thread | | 61 | HDC 16B TOLU 1M32G | **1804630000** |
| M 32 | with thread | | 76 | HDC 40D TOLU 1M32G | **1787100000** |
| PG 21 | with thread | | 61 | HDC 16B TOLU 1PG21G | **1657960000** |
| PG 29 | with thread | | 76 | HDC 40D TOLU 1PG29G | **1658020000** |

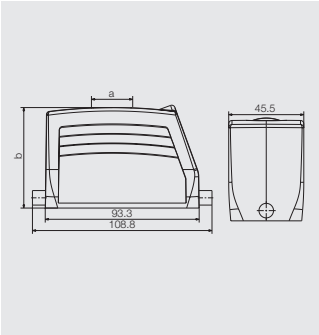

## End locking, lower side

## Size 6

## Base

### Bulkhead housing

| | Version | Cover | b (mm) | Designation | Order No. |
|---|---|---|---|---|---|
| | | with cover | 47 | HDC 16B ADLU | **1210100000** |
| | | | 29 | HDC 16B ALU | **1209700000** |

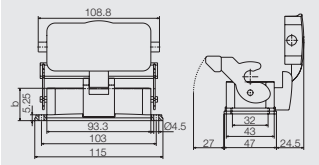


### Base housing

| a | Version | Cover | b (mm) | Designation | Order No. |
|---|---|---|---|---|---|
| M 25 | with thread | | 64 | HDC 16B SLU 1M25G | **1900170000** |
| M 25 | with thread | with cover | 102 | HDC 40D SDLU 1M25G | **1903070000** |
| M 25 | with thread | | 64 | HDC 16B SLU 2M25G | **1788250000** |
| M 25 | with thread | with cover | 82 | HDC 16B SDLU 2M25G | **1788270000** |
| M 25 | with thread | with cover | 102 | HDC 40D SDLU 2M25G | **1787180000** |
| M 32 | with thread | | 84 | HDC 40D SLU 1M32G | **1903110000** |
| M 32 | with thread | with cover | 102 | HDC 40D SDLU 1M32G | **1903080000** |
| M 32 | with thread | | 84 | HDC 40D SLU 2M32G | **1804660000** |
| M 32 | with thread | with cover | 102 | HDC 40D SDLU 2M32G | **1787170000** |
| PG 21 | with thread | | 64 | HDC 16B SLU 1PG21G | **1658110000** |
| PG 21 | with thread | with cover | 82 | HDC 16B SDLU 1PG21G | **1658320000** |
| PG 21 | with thread | | 64 | HDC 16B SLU 2PG21G | **1658120000** |
| PG 21 | with thread | with cover | 82 | HDC 16B SDLU 2PG21G | **1658330000** |
| PG 29 | with thread | with cover | 102 | HDC 40D SDLU 1PG29G | **1658410000** |

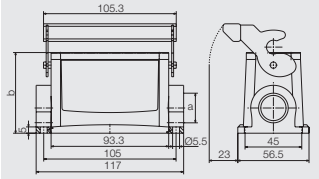


### Coupling hood

| a | Version | Cover | b (mm) | Designation | Order No. |
|---|---|---|---|---|---|
| M 25 | with thread | | 64 | HDC 16B KLU 1M25G | **1788290000** |
| M 25 | with thread | | 79 | HDC 40D KLU 1M25G | **1787220000** |

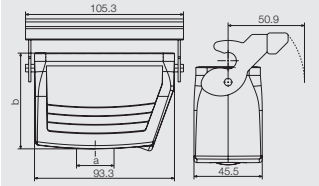

# RockStar® Housings IP65 / NEMA 4X

## Side locking, upper side

## Size 6

## Hood

### Hood, Cable Entry sideways

| a | Version | Cover | b (mm) | Designation | Order No. |
|---|---|---|---|---|---|
| M 25 | with thread | | 61 | HDC 16B TSBO 1M25G | **1788190000** |
| M 25 | with thread | | 76 | HDC 40D TSBO 1M25G | **1787030000** |
| M 32 | with thread | | 76 | HDC 40D TSBO 1M32G | **1787020000** |
| PG 21 | with thread | | 61 | HDC 16B TSBO 1PG21G | **1657380000** |
| PG 21 | with thread | | 76 | HDC 40D TSBO 1PG21G | **1657420000** |

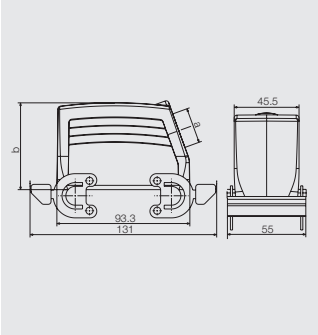


### Hood, Cable Entry at top

| a | Version | Cover | b (mm) | Designation | Order No. |
|---|---|---|---|---|---|
| M 25 | with thread | | 61 | HDC 16B TOBO 1M25G | **1788220000** |
| PG 21 | with thread | | 61 | HDC 16B TOBO 1PG21G | **1657490000** |
| PG 29 | with thread | | 76 | HDC 40D TOBO 1PG29G | **1657550000** |

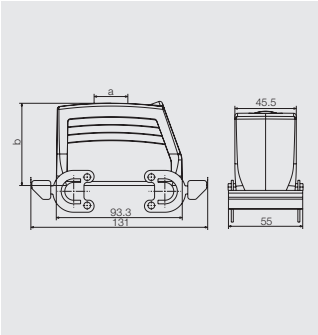


### Cover

| Version | Designation | Order No. |
|---|---|---|
| for hoods | HDC 16B DMDQ 4BO | **1665620000** |

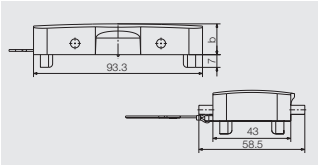

## Side locking, upper side

## Size 6

## Base

### Bulkhead housing

| | Version | Cover | b (mm) | Designation | Order No. |
|---|---|---|---|---|---|
| | | with cover | 47 | HDC 16B ADBO | **1209200000** |

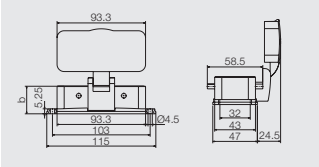


### Base housing

| a | Version | Cover | b (mm) | Designation | Order No. |
|---|---|---|---|---|---|
| M 25 | with thread | with cover | 82 | HDC 16B SDBO 1M25G | **1900080000** |
| M 25 | with thread | with cover | 82 | HDC 16B SDBO 2M25G | **1788260000** |
| PG 21 | with thread | with cover | 82 | HDC 16B SDBO 2PG21G | **1657640000** |

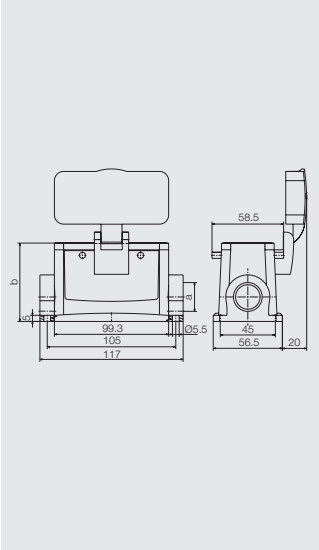

# RockStar® Housings IP65 / NEMA 4X

## Side locking, lower side

## Size 7

## Hood

### Hood, Cable Entry sideways

| a | Version | Cover | b (mm) | Designation | Order No. |
|---|---|---|---|---|---|
| M 25 | with thread | | 75 | HDC 32A TSBU 1M25G | **1787960000** |
| M 32 | with thread | | 75 | HDC 32A TSBU 1M32G | **1787950000** |
| PG 21 | with thread | | 75 | HDC 32A TSBU 1PG21G | **1665670000** |
| PG 29 | with thread | | 75 | HDC 32A TSBU 1PG29G | **1665690000** |

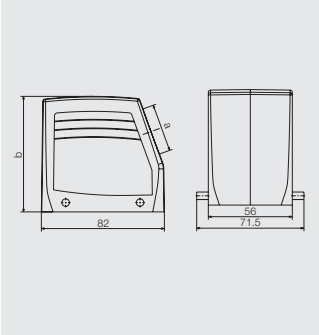


### Hood, Cable Entry at top

| a | Version | Cover | b (mm) | Designation | Order No. |
|---|---|---|---|---|---|
| M 32 | with thread | | 75 | HDC 32A TOBU 1M32G | **1787990000** |
| PG 21 | with thread | | 75 | HDC 32A TOBU 1PG21G | **1665790000** |
| PG 29 | with thread | | 75 | HDC 32A TOBU 1PG29G | **1665810000** |

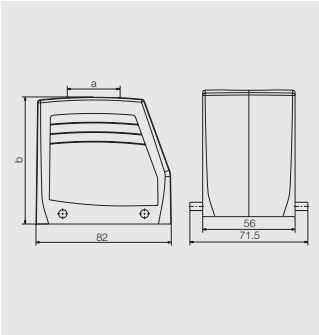

## Side locking, lower side

## Size 7

## Base

### Bulkhead housing

| | Version | Cover | b (mm) | Designation | Order No. |
|---|---|---|---|---|---|
| | | | 25 | HDC 32A ABU | **1665860000** |

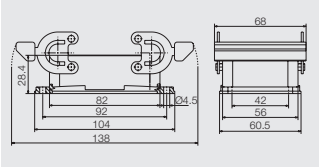


### Base housing

| a | Version | Cover | b (mm) | Designation | Order No. |
|---|---|---|---|---|---|
| M 25 | with thread | | 75 | HDC 32A SBU 1M25G | **1903870000** |
| M 25 | with thread | | 75 | HDC 32A SBU 2M25G | **1788040000** |
| PG 21 | with thread | | 75 | HDC 32A SBU 2PG21G | **1665980000** |
| PG 29 | with thread | | 75 | HDC 32A SBU 1PG29G | **1666010000** |

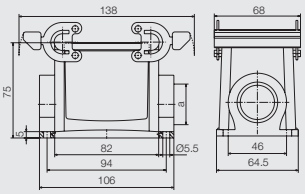


### Coupling hood

| a | Version | Cover | b (mm) | Designation | Order No. |
|---|---|---|---|---|---|
| M 25 | with thread | | 76.5 | HDC 32A KBU 1M25G | **1788080000** |
| M 32 | with thread | | 76.5 | HDC 32A KBU 1M32G | **1788070000** |

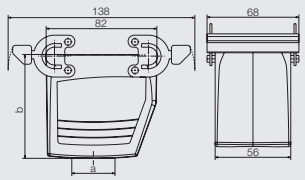

# RockStar® Housings IP65 / NEMA 4X

## Side locking, upper side

## Size 7

## Hood

### Hood, Cable Entry sideways

| a | Version | Cover | b (mm) | Designation | Order No. |
|---|---|---|---|---|---|
| M 25 | with thread | | 75 | HDC 32A TSBO 1M25G | **1787980000** |
| M 32 | with thread | | 75 | HDC 32A TSBO 1M32G | **1787970000** |
| PG 29 | with thread | | 75 | HDC 32A TSBO 1PG29G | **1666270000** |

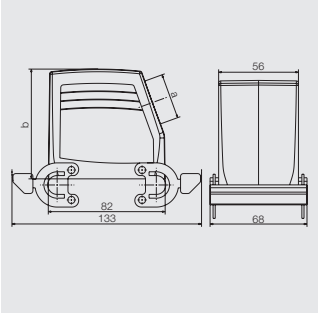


### Hood, Cable Entry at top

| a | Version | Cover | b (mm) | Designation | Order No. |
|---|---|---|---|---|---|
| M 32 | with thread | | 77 | HDC 32A TOBO 1M32G | **1788010000** |

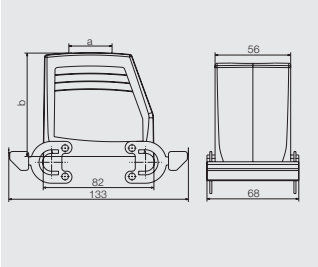


### Cover

| | Version | Designation | Order No. |
|---|---|---|---|
| | for hoods | HDC 32A DODQ 4BO | **1665920000** |

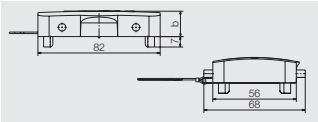


## Base

### Base housing

| a | Version | Cover | b (mm) | Designation | Order No. |
|---|---|---|---|---|---|
| M 25 | with thread | with cover | 97 | HDC 32A SDBO 1M25G | **1903900000** |
| M 25 | with thread | with cover | 97 | HDC 32A SDBO 2M25G | **1788060000** |
| M 32 | with thread | with cover | 97 | HDC 32A SDBO 1M32G | **1903910000** |
| M 32 | with thread | with cover | 97 | HDC 32A SDBO 2M32G | **1788050000** |
| PG 21 | with thread | with cover | 97 | HDC 32A SDBO 1PG21G | **1666550000** |
| PG 29 | with thread | with cover | 97 | HDC 32A SDBO 1PG29G | **1666590000** |

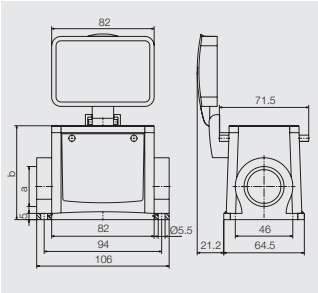


### Cover

| | Version | Designation | Order No. |
|---|---|---|---|
| | for bases | HDC 32A DMDQ 2QB | **1665930000** |

# RockStar® Housings IP65 / NEMA 4X

## Side locking, lower side

## Size 8

## Hood

### Hood, Cable Entry sideways

| a | Version | Cover | b (mm) | Designation | Order No. |
|---|---|---|---|---|---|
| M 25 | with thread | | 61 | HDC 24B TSBU 1M25G | **1787760000** |
| M 25 | with thread | | 76 | HDC 64D TSBU 1M25G | **1786780000** |
| M 32 | with thread | | 61 | HDC 24B TSBU 1M32G | **1787750000** |
| M 32 | with thread | | 76 | HDC 64D TSBU 1M32G | **1786770000** |
| M 40 | with thread | | 61 | HDC 24B TSBU 1M40G | **1902480000** |
| PG 21 | with thread | | 61 | HDC 24B TSBU 1PG21G | **1661230000** |
| PG 21 | with thread | | 76 | HDC 64D TSBU 1PG21G | **1661300000** |
| PG 29 | with thread | | 61 | HDC 24B TSBU 1PG29G | **1661240000** |
| PG 29 | with thread | | 76 | HDC 64D TSBU 1PG29G | **1661320000** |

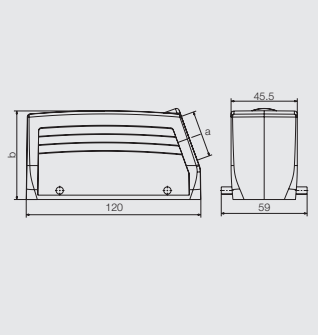


### Hood, Cable Entry at top

| a | Version | Cover | b (mm) | Designation | Order No. |
|---|---|---|---|---|---|
| M 25 | with thread | | 61 | HDC 24B TOBU 1M25G | **1787820000** |
| M 32 | with thread | | 61 | HDC 24B TOBU 1M32G | **1787810000** |
| M 32 | with thread | | 76 | HDC 64D TOBU 1M32G | **1786830000** |
| M 40 | with thread | | 61 | HDC 24B TOBU 1M40G | **1902980000** |
| PG 21 | with thread | | 61 | HDC 24B TOBU 1PG21G | **1661370000** |
| PG 21 | with thread | | 76 | HDC 64D TOBU 1PG21G | **1661440000** |
| PG 29 | with thread | | 61 | HDC 24B TOBU 1PG29G | **1661380000** |
| PG 29 | with thread | | 76 | HDC 64D TOBU 1PG29G | **1661460000** |

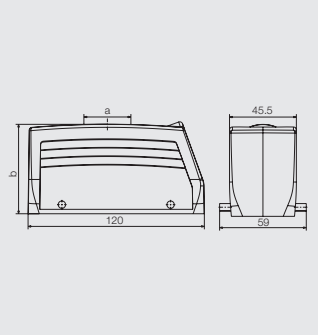


### Cover

| Version | Designation | Order No. |
|---|---|---|
| for hoods | HDC 24B DMDQ 2QB | **1665640000** |

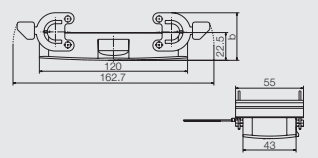

## Side locking, lower side

## Size 8

## Base

### Bulkhead housing

| | Version | Cover | b (mm) | Designation | Order No. |
|---|---|---|---|---|---|
| | | | 29.3 | HDC 24B ABU | **1212400000** |

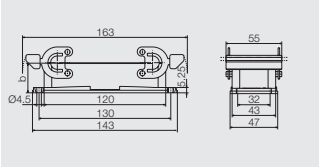


### Base housing

| a | Version | Cover | b (mm) | Designation | Order No. |
|---|---|---|---|---|---|
| M 25 | with thread | | 64 | HDC 24B SBU 1M25G | **1901150000** |
| M 25 | with thread | | 84 | HDC 64D SBU 1M25G | **1904340000** |
| M 25 | with thread | | 64 | HDC 24B SBU 2M25G | **1787870000** |
| M 25 | with thread | | 84 | HDC 64D SBU 2M25G | **1786890000** |
| M 32 | with thread | | 84 | HDC 64D SBU 1M32G | **1904350000** |
| M 32 | with thread | | 84 | HDC 64D SBU 2M32G | **1786880000** |
| PG 21 | with thread | | 64 | HDC 24B SBU 1PG21G | **1661510000** |
| PG 21 | with thread | | 64 | HDC 24B SBU 2PG21G | **1661520000** |
| PG 21 | with thread | | 84 | HDC 64D SBU 2PG21G | **1661590000** |
| PG 29 | with thread | | 84 | HDC 64D SBU 2PG29G | **1661630000** |

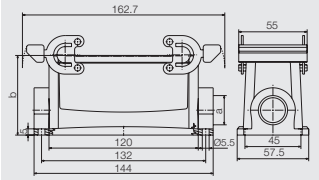


### Coupling hood

| a | Version | Cover | b (mm) | Designation | Order No. |
|---|---|---|---|---|---|
| M 25 | with thread | | 65 | HDC 24B KBU 1M25G | **1787920000** |
| M 32 | with thread | | 79 | HDC 64D KBU 1M32G | **1786960000** |
| PG 21 | with thread | | 65 | HDC 24B KBU 1PG21G | **1661720000** |
| PG 29 | with thread | | 65 | HDC 24B KBU 1PG29G | **1661730000** |
| PG 29 | with thread | | 79 | HDC 64D KBU 1PG29G | **1661810000** |

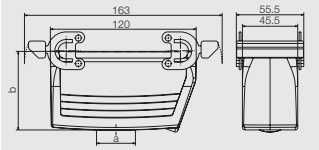


### Cover

| | Version | Designation | Order No. |
|---|---|---|---|
| | for bases | HDC 24B DODQ 4BO | **1665630000** |

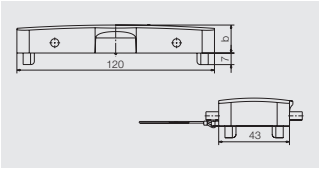

# RockStar® Housings IP65 / NEMA 4X

## End locking, lower side

## Size 8

## Hood

### Hood, Cable Entry sideways

| a | Version | Cover | b (mm) | Designation | Order No. |
|---|---|---|---|---|---|
| M 25 | with thread | | 61 | HDC 24B TSLU 1M25G | **1787800000** |
| M 32 | with thread | | 61 | HDC 24B TSLU 1M32G | **1787790000** |
| M 32 | with thread | | 76 | HDC 64D TSLU 1M32G | **1786810000** |
| M 40 | with thread | | 76 | HDC 64D TSLU 1M40G | **1804610000** |
| PG 21 | with thread | | 61 | HDC 24B TSLU 1PG21G | **1662390000** |
| PG 21 | with thread | | 76 | HDC 64D TSLU 1PG21G | **1662470000** |
| PG 29 | with thread | | 61 | HDC 24B TSLU 1PG29G | **1662410000** |
| PG 29 | with thread | | 76 | HDC 64D TSLU 1PG29G | **1662490000** |

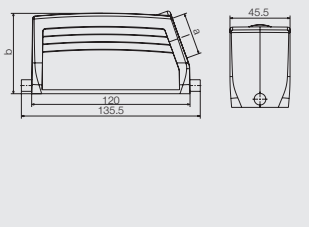


### Hood, Cable Entry at top

| a | Version | Cover | b (mm) | Designation | Order No. |
|---|---|---|---|---|---|
| M 25 | with thread | | 61 | HDC 24B TOLU 1M25G | **1787860000** |
| M 25 | with thread | | 76 | HDC 64D TOLU 1M25G | **1786870000** |
| M 32 | with thread | | 61 | HDC 24B TOLU 1M32G | **1787850000** |
| M 32 | with thread | | 76 | HDC 64D TOLU 1M32G | **1786860000** |
| PG 21 | with thread | | 61 | HDC 24B TOLU 1PG21G | **1662540000** |
| PG 21 | with thread | | 76 | HDC 64D TOLU 1PG21G | **1662610000** |
| PG 29 | with thread | | 61 | HDC 24B TOLU 1PG29G | **1662550000** |
| PG 29 | with thread | | 76 | HDC 64D TOLU 1PG29G | **1662630000** |

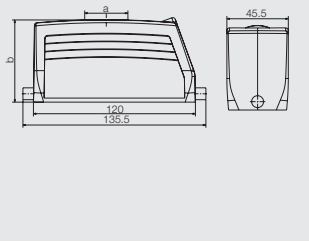

## End locking, lower side

## Size 8

## Base

### Bulkhead housing

| | Version | Cover | b (mm) | Designation | Order No. |
|---|---|---|---|---|---|
| | | with cover | 51.3 | HDC 24B ADLU | **1214300000** |
| | | | 29.3 | HDC 24B ALU | **1213900000** |

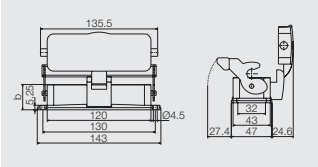


### Base housing

| a | Version | Cover | b (mm) | Designation | Order No. |
|---|---|---|---|---|---|
| M 25 | with thread | | 64 | HDC 24B SLU 1M25G | **1901560000** |
| M 25 | with thread | with cover | 86 | HDC 24B SDLU 1M25G | **1901480000** |
| M 25 | with thread | | 84 | HDC 64D SLU 1M25G | **1904480000** |
| M 25 | with thread | with cover | 106 | HDC 64D SDLU 1M25G | **1904430000** |
| M 25 | with thread | | 64 | HDC 24B SLU 2M25G | **1787880000** |
| M 25 | with thread | with cover | 86 | HDC 24B SDLU 2M25G | **1787900000** |
| M 25 | with thread | | 84 | HDC 64D SLU 2M25G | **1786910000** |
| M 25 | with thread | with cover | 106 | HDC 64D SDLU 2M25G | **1786950000** |
| M 32 | with thread | | 84 | HDC 64D SLU 1M32G | **1904490000** |
| M 32 | with thread | with cover | 106 | HDC 64D SDLU 1M32G | **1904440000** |
| M 32 | with thread | | 84 | HDC 64D SLU 2M32G | **1786900000** |
| M 32 | with thread | with cover | 106 | HDC 64D SDLU 2M32G | **1786940000** |
| PG 21 | with thread | | 64 | HDC 24B SLU 2PG21G | **1662720000** |
| PG 21 | with thread | with cover | 86 | HDC 24B SDLU 2PG21G | **1214500000** |
| PG 29 | with thread | with cover | 106 | HDC 64D SDLU 2PG29G | **1663040000** |

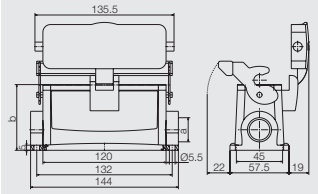

# RockStar® Housings IP65 / NEMA 4X

## Side locking, upper side

## Size 8

## Hood

### Hood, Cable Entry sideways

| a | Version | Cover | b (mm) | Designation | Order No. |
|---|---|---|---|---|---|
| M 25 | with thread | | 61 | HDC 24B TSBO 1M25G | **1787780000** |
| M 25 | with thread | | 76 | HDC 64D TSBO 1M25G | **1786800000** |
| M 32 | with thread | | 61 | HDC 24B TSBO 1M32G | **1787770000** |
| M 32 | with thread | | 76 | HDC 64D TSBO 1M32G | **1786790000** |
| PG 21 | with thread | | 61 | HDC 24B TSBO 1PG21G | **1661860000** |
| PG 21 | with thread | | 76 | HDC 64D TSBO 1PG21G | **1661940000** |
| PG 29 | with thread | | 61 | HDC 24B TSBO 1PG29G | **1661880000** |
| PG 29 | with thread | | 76 | HDC 64D TSBO 1PG29G | **1661960000** |

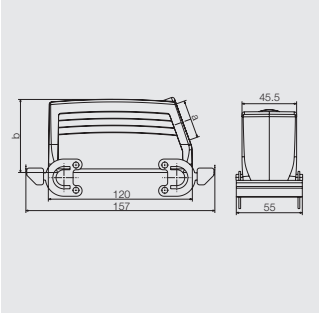


D

### Hood, Cable Entry at top

| a | Version | Cover | b (mm) | Designation | Order No. |
|---|---|---|---|---|---|
| M 32 | with thread | | 61 | HDC 24B TOBO 1M32G | **1787830000** |
| PG 21 | with thread | | 76 | HDC 64D TOBO 1PG21G | **1662080000** |
| PG 29 | with thread | | 61 | HDC 24B TOBO 1PG29G | **1662020000** |
| PG 29 | with thread | | 76 | HDC 64D TOBO 1PG29G | **1662100000** |

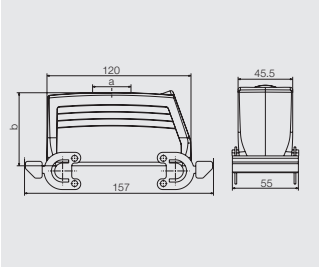


### Cover

| | Version | Designation | Order No. |
|---|---|---|---|
| | for hoods | HDC 24B DMDQ 4BO | **1665650000** |

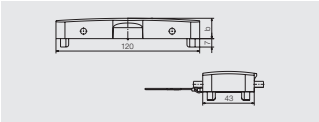


## Base

### Bulkhead housing

| | Version | Cover | b (mm) | Designation | Order No. |
|---|---|---|---|---|---|
| | | with cover | 51.3 | HDC 24B ADBO | **1213300000** |

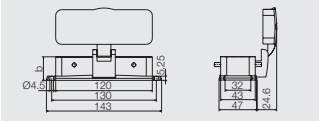


### Base housing

| a | Version | Cover | b (mm) | Designation | Order No. |
|---|---|---|---|---|---|
| M 32 | with thread | with cover | 106 | HDC 64D SDBO 1M32G | **1904400000** |
| M 32 | with thread | with cover | 106 | HDC 64D SDBO 2M32G | **1786920000** |
| PG 21 | with thread | with cover | 86 | HDC 24B SDBO 2PG21G | **1662180000** |
| PG 29 | with thread | with cover | 106 | HDC 64D SDBO 1PG29G | **1662280000** |

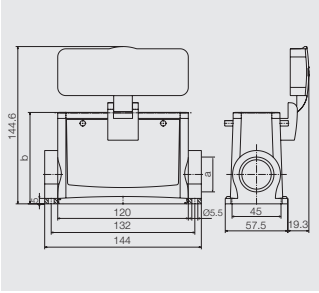

# RockStar® Housings IP65 / NEMA 4X

## End locking, lower side

## Size 9

## Hood

### Hood, Cable Entry sideways

| a | Version | Cover | b (mm) | Designation | Order No. |
|---|---|---|---|---|---|
| M 32 | with thread | | 79 | HDC 48A TSLU 1M32G | **1788550000** |
| PG 29 | with thread | | 79 | HDC 48A TSLU 1PG29G | **1666710000** |

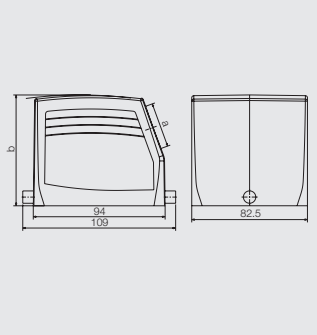


### Hood, Cable Entry at top

| a | Version | Cover | b (mm) | Designation | Order No. |
|---|---|---|---|---|---|
| M 32 | with thread | | 79 | HDC 48A TOLU 1M32G | **1788560000** |
| PG 29 | with thread | | 79 | HDC 48A TOLU 1PG29G | **1666730000** |

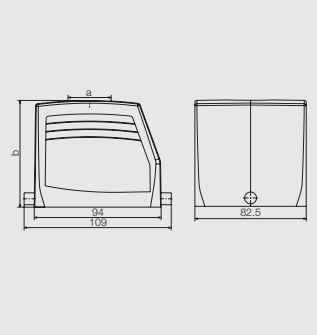

## End locking, lower side

## Size 9

## Base

### Bulkhead housing

| | Version | Cover | b (mm) | Designation | Order No. |
|---|---|---|---|---|---|
| | | with cover | 53 | HDC 48A ADLU | **1666750000** |
| | | | 36 | HDC 48A ALU | **1666740000** |

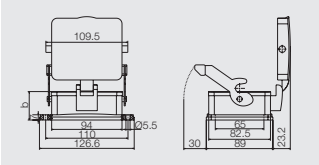


### Base housing

| a | Version | Cover | b (mm) | Designation | Order No. |
|---|---|---|---|---|---|
| M 32 | with thread | | 79 | HDC 48A SLU 2M32G | **1788570000** |
| PG 29 | with thread | | 79 | HDC 48A SLU 1PG29G | **1666770000** |
| PG 29 | with thread | with cover | 96 | HDC 48A SDLU 1PG29G | **1666810000** |

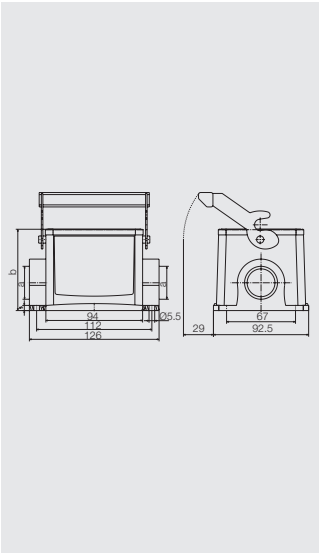

# RockStar® Housings IP65 / NEMA 4X

## Side locking, lower side

## Size 10

## Hood

### Hood, Cable Entry sideways

| a | Version | Cover | b (mm) | Designation | Order No. |
|---|---|---|---|---|---|
| M 32 | with thread | | 79 | HDC 32B TSBU 1M32G | **1788400000** |
| PG 29 | with thread | | 79 | HDC 32B TSBU 1PG29G | **1666840000** |

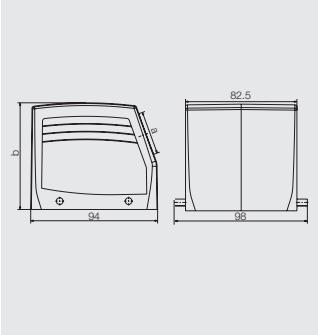


### Hood, Cable Entry at top

| a | Version | Cover | b (mm) | Designation | Order No. |
|---|---|---|---|---|---|
| M 32 | with thread | | 79 | HDC 32B TOBU 1M32G | **1788430000** |
| PG 29 | with thread | | 79 | HDC 32B TOBU 1PG29G | **1666870000** |
| PG 29 | with cable gland | | 79 | HDC 32B TOBU 1PG29V | **1217300000** |

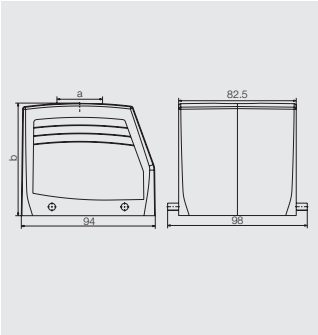

## Side locking, lower side

## Size 10

## Base

### Bulkhead housing

| | Version | Cover | b (mm) | Designation | Order No. |
|---|---|---|---|---|---|
| | | | 38 | HDC 32B ABU | **1217800000** |

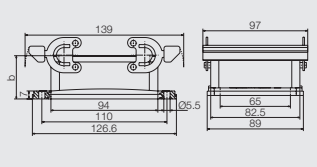


### Base housing

| a | Version | Cover | b (mm) | Designation | Order No. |
|---|---|---|---|---|---|
| M 32 | with thread | | 79 | HDC 32B SBU 1M32G | **1902600000** |
| M 32 | with thread | | 79 | HDC 32B SBU 2M32G | **1788460000** |
| PG 29 | with thread | | 79 | HDC 32B SBU 2PG29G | **1666920000** |
| PG 36 | with thread | | 79 | HDC 32B SBU 1PG36G | **1902610000** |
| PG 36 | with thread | | 79 | HDC 32B SBU 2PG36G | **1902640000** |

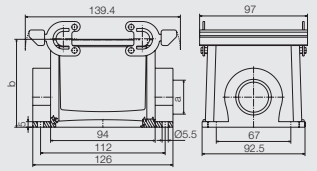


### Coupling hood

| a | Version | Cover | b (mm) | Designation | Order No. |
|---|---|---|---|---|---|
| M 40 | with thread | | 83 | HDC 32B KBU 1M40G | **1902730000** |
| PG 29 | with thread | | 83 | HDC 32B KBU 1PG29G | **1902740000** |
| PG 29 | with thread | | 83 | HDC 32B KBU 1PG36G | **1902750000** |

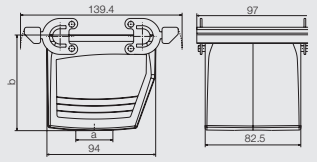

# RockStar® Housings IP65 / NEMA 4X

## End locking, lower side

## Size 10

## Hood

### Hood, Cable Entry sideways

| a | Version | Cover | b (mm) | Designation | Order No. |
|---|---|---|---|---|---|
| M 32 | with thread | | 79 | HDC 32B TSLU 1M32G | **1788420000** |
| PG 29 | with thread | | 79 | HDC 32B TSLU 1PG29G | **1667120000** |
| PG 29 | with cable gland | | 79 | HDC 32B TSLU 1PG29V | **1219300000** |

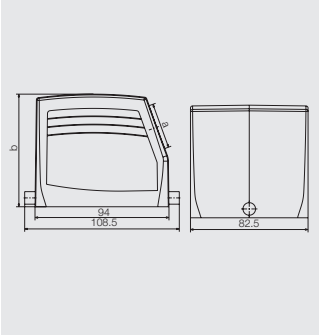


### Hood, Cable Entry at top

| a | Version | Cover | b (mm) | Designation | Order No. |
|---|---|---|---|---|---|
| M 32 | with thread | | 79 | HDC 32B TOLU 1M32G | **1788450000** |

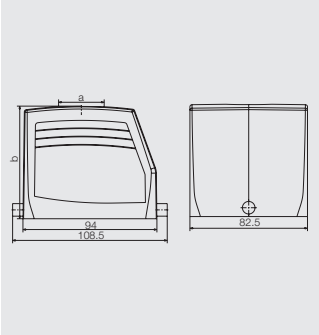

## End locking, lower side

## Size 10

## Base

### Bulkhead housing

| Version | Cover | b (mm) | Designation | Order No. |
|---|---|---|---|---|
| | with cover | 55 | HDC 32B ADLU | **1219800000** |
| | | 38 | HDC 32B ALU | **1219500000** |

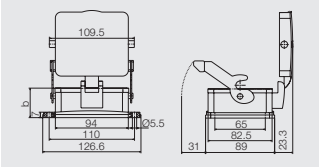


### Base housing

| a | Version | Cover | b (mm) | Designation | Order No. |
|---|---|---|---|---|---|
| M 32 | with thread | | 79 | HDC 32B SLU 1M32G | **1902670000** |
| M 32 | with thread | with cover | 96 | HDC 32B SDLU 1M32G | **1902650000** |
| M 32 | with thread | | 79 | HDC 32B SLU 2M32G | **1788470000** |
| M 32 | with thread | with cover | 96 | HDC 32B SDLU 2M32G | **1788490000** |

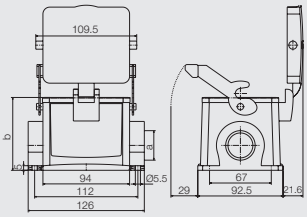


### Coupling hood

| a | Version | Cover | b (mm) | Designation | Order No. |
|---|---|---|---|---|---|
| M 32 | with thread | | 83 | HDC 32B KLU 1M32G | **1788500000** |

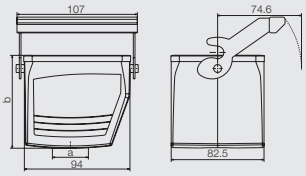

# RockStar® Housings IP65 / NEMA 4X

## Side locking, upper side

## Size 10

## Hood

### Hood, Cable Entry sideways

| a | Version | Cover | b (mm) | Designation | Order No. |
|---|---|---|---|---|---|
| M 32 | with thread | | 79 | HDC 32B TSBO 1M32G | **1788410000** |

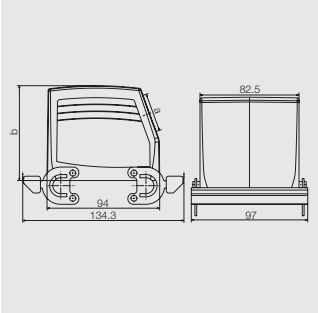


## Base

### Bulkhead housing

| | Version | Cover | b (mm) | Designation | Order No. |
|---|---|---|---|---|---|
| | | with cover | 55 | HDC 32B ADBO | **1218800000** |

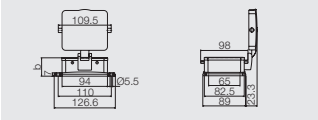

## End locking, lower side

## Size 12

## Hood

### Hood, Cable Entry sideways

| a | Version | Cover | b (mm) | Designation | Order No. |
|---|---|---|---|---|---|
| M 32 | with thread | | 94 | HDC 48B TSLU 1M32G | **1788320000** |
| M 40 | with thread | | 94 | HDC 48B TSLU 1M40G | **1788310000** |
| M 50 | with thread | | 94 | HDC 48B TSLU 1M50G | **1788300000** |
| PG 29 | with thread | | 94 | HDC 48B TSLU 1PG29G | **1650850000** |
| PG 36 | with thread | | 94 | HDC 48B TSLU 1PG36G | **1650860000** |
| PG 42 | with thread | | 94 | HDC 48B TSLU 1PG42G | **1670470000** |

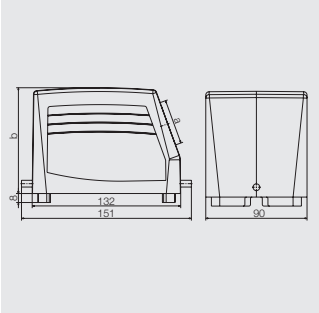


### Hood, Cable Entry at top

| a | Version | Cover | b (mm) | Designation | Order No. |
|---|---|---|---|---|---|
| M 32 | with thread | | 94 | HDC 48B TOLU 1M32G | **1788350000** |
| M 50 | with thread | | 94 | HDC 48B TOLU 1M50G | **1788330000** |
| PG 29 | with thread | | 94 | HDC 48B TOLU 1PG29G | **1650980000** |
| PG 36 | with thread | | 94 | HDC 48B TOLU 1PG36G | **1651000000** |

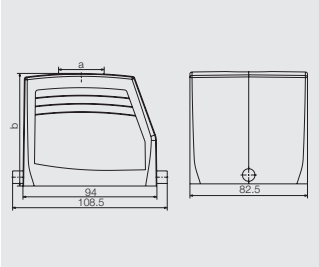


## Base

### Bulkhead housing

| | Version | Cover | b (mm) | Designation | Order No. |
|---|---|---|---|---|---|
| | | with cover | 62 | HDC 48B ADLU | **1222900000** |

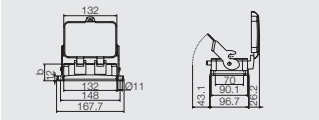


### Base housing

| a | Version | Cover | b (mm) | Designation | Order No. |
|---|---|---|---|---|---|
| M 32 | with thread | | 100 | HDC 48B SLU 1M32G | **1904190000** |
| M 32 | with thread | with cover | 120 | HDC 48B SDLU 1M32G | **1904150000** |
| M 32 | with thread | | 100 | HDC 48B SLU 2M32G | **1788370000** |
| M 32 | with thread | with cover | 120 | HDC 48B SDLU 2M32G | **1788390000** |
| M 40 | with thread | | 100 | HDC 48B SLU 2M40G | **1788360000** |
| PG 29 | with thread | | 100 | HDC 48B SLU 1PG29G | **1651100000** |
| PG 29 | with thread | with cover | 120 | HDC 48B SDLU 1PG29G | **1799810000** |
| PG 29 | with thread | with cover | 120 | HDC 48B SDLU 2PG29G | **1667560000** |

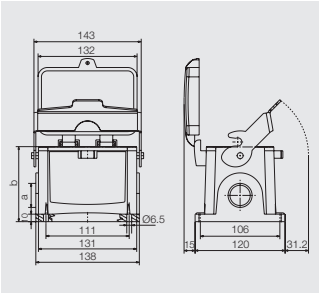

# RockStar® Housing IP69K


**RockStar® Housing IP69K**

| | |
|---|---|
| Overview | E.2 |
| RockStar® Housing IP69K impact resistant | E.4 |
| RockStar® Housing IP69K impact resistant XXL | E.10 |
| RockStar® Housing IP69K EMC | E.12 |
| RockStar® Housing IP69K EMC XXL | E.18 |

# RockStar® Housing IP69K

The IP69K series of housings from Weidmüller are designed for demanding applications, specifically for tough mechanical conditions outdoors and for reliable immunity of electrical signals from interference.

**Features:**

- Housing of cast aluminium alloy
- Screw fastening
- Black powder coating
- Integrated surrounding metal collar on plug housing
- Seals on mounted housing: internal O-ring or circumferential flange seal

**Typical applications:**

- Rail engineering
- Underfloor installation on vehicles
- Shipbuilding

**Various versions:**

- different sizes
- different housing types
- different types of construction

**Their advantages:**

- multiple plugging and unplugging of electrical connections
- reliable assembly under time pressure
- corrosion protection
- IP68 / waterproof and dustproof to DIN EN 60529
- IP69K / waterproof for use in high-pressure cleaners to DIN 40050 – Part 9

# RockStar® Housing IP69K impact resistant

## Screw connection
## Size 1

## Hood

### Hood, Cable Entry at top

| a | Version | Designation | Order No. |
|---|---|---|---|
| M 20 | with thread | HDC HA 3 IP68 TOS 1xM21 | **1827440000** |

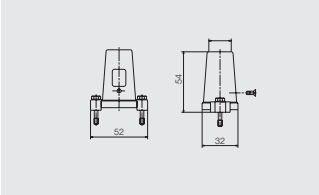


## Base

### Bulkhead housing

| | Version | Designation | Order No. |
|---|---|---|---|
| | | HDC HA 3 IP68 AS M5 | **1827580000** |

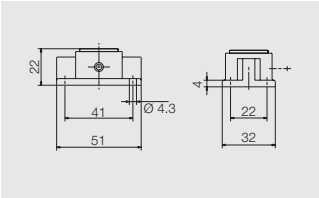


### Base housing

| a | Version | Designation | Order No. |
|---|---|---|---|
| M 20 | with thread | HDC HA 3 IP68 SS 1xM21 | **1827680000** |

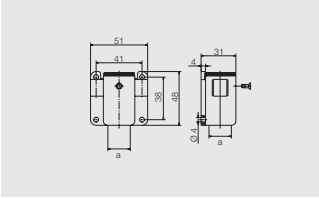


### Cover

| | Version | Designation | Order No. |
|---|---|---|---|
| | | HDC HA 3 IP68 EMVK MD | **1826760000** |

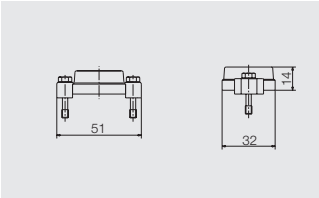

## Screw connection
## Size 3

## Hood

### Hood, Cable Entry sideways

| a | Version | Designation | Order No. |
|---|---|---|---|
| M 25 | with thread | HDC HB 6 IP68 TSS 1xM25 | **1827390000** |

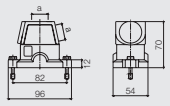


### Hood, Cable Entry at top

| a | Version | Designation | Order No. |
|---|---|---|---|
| M 25 | with thread | HDC HB 6 IP68 TOS 1xM25 | **1827400000** |

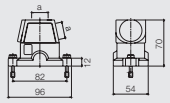


## Base

### Bulkhead housing

| | Version | Designation | Order No. |
|---|---|---|---|
| | Seal inside | HDC HB 6 IP68 AS M4 | **1827560000** |

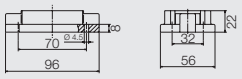


### Bulkhead housing

| | Version | Designation | Order No. |
|---|---|---|---|
| | Seal inside | HDC HB 6 IP68 AS M6 | **1828590000** |
| | flat gasket | HDC HB 6 IP68 AS M6.D | **1828550000** |

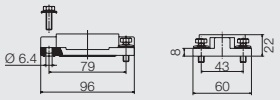


### Base housing

| a | Version | Designation | Order No. |
|---|---|---|---|
| M 25 | with thread | HDC HB 6 IP68 SS 2xM25 | **1827660000** |

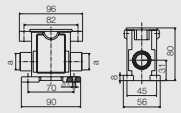


### Cover

| | Version | Designation | Order No. |
|---|---|---|---|
| | | HDC HB 6 IP68 EMVK MD | **1826750000** |

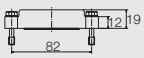

# RockStar® Housing IP69K impact resistant

## Screw connection
## Size 4

## Hood

### Hood, Cable Entry sideways

| a | Version | Designation | Order No. |
|---|---|---|---|
| M 32 | with thread | HDC HB 10 IP68 TSS 1xM33 | **1827350000** |

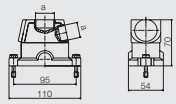


### Hood, Cable Entry at top

| a | Version | Designation | Order No. |
|---|---|---|---|
| M 32 | with thread | HDC HB 10 IP68 TOS 1xM33 | **1827360000** |

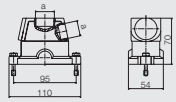


## Base

### Bulkhead housing

| | Version | Designation | Order No. |
|---|---|---|---|
| | Seal inside | HDC HB 10 IP68 AS M4 | **1827540000** |

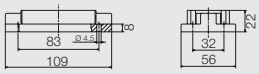


### Bulkhead housing

| | Version | Designation | Order No. |
|---|---|---|---|
| | flat gasket | HDC HB 10 IP68 AS M6.D | **1828530000** |
| | Seal inside | HDC HB 10 IP68 AS M6 | **1828580000** |

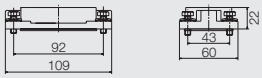


### Base housing

| a | Version | Designation | Order No. |
|---|---|---|---|
| M 32 | with thread | HDC HB 10 IP68 SS 2xM33 | **1827640000** |

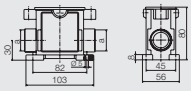


### Cover

| | Version | Designation | Order No. |
|---|---|---|---|
| | | HDC HB 10 IP68 EMVK MD | **1826740000** |

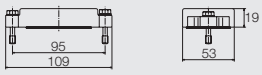

## Screw connection
## Size 6

## Hood

### Hood, Cable Entry sideways

| a | Version | Designation | Order No. |
|---|---|---|---|
| M 32 | with thread | HDC HB 16 IP68 TSS 1xM33 | **1827290000** |

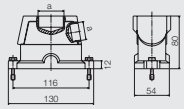


### Hood, Cable Entry at top

| a | Version | Designation | Order No. |
|---|---|---|---|
| M 32 | with thread | HDC HB 16 IP68 TOS 1xM33 | **1827310000** |

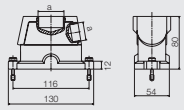


## Base

### Bulkhead housing

| | Version | Designation | Order No. |
|---|---|---|---|
| | Seal inside | HDC HB 16 IP68 AS M4 | **1827520000** |

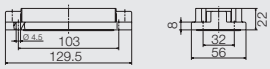


### Bulkhead housing

| | Version | Designation | Order No. |
|---|---|---|---|
| | flat gasket | HDC HB 16 IP68 AS M6 D | **1828510000** |
| | Seal inside | HDC HB 16 IP68 AS M6 | **1828570000** |

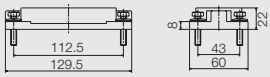


### Base housing

| a | Version | Designation | Order No. |
|---|---|---|---|
| M 32 | with thread | HDC HB 16 IP68 SS 2xM33 | **1827620000** |

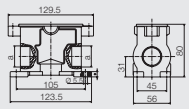


### Cover

| | Version | Designation | Order No. |
|---|---|---|---|
| | | HDC HB 16 IP68 EMVK MD | **1826730000** |

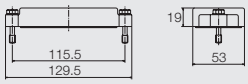

# RockStar® Housing IP69K impact resistant

## Screw connection
## Size 8

## Hood

### Hood, Cable Entry sideways

| a | Version | Designation | Order No. |
|---|---|---|---|
| M 40 | with thread | HDC HB 24 IP68 TSS 1xM41 | **1827240000** |

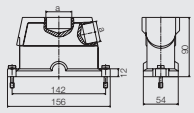


### Hood, Cable Entry at top

| a | Version | Designation | Order No. |
|---|---|---|---|
| M 40 | with thread | HDC HB 24 IP68 TOS 1xM41 | **1827250000** |

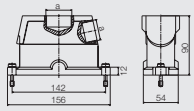


## Base

### Bulkhead housing

| | Version | Designation | Order No. |
|---|---|---|---|
| | Seal inside | HDC HB 24 IP68 AS M4 | **1827500000** |

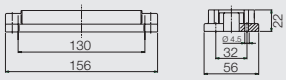


### Bulkhead housing

| | Version | Designation | Order No. |
|---|---|---|---|
| | flat gasket | HDC HB 24 IP68 AS M6 D | **1828490000** |
| | Seal inside | HDC HB 24 IP68 AS M6 | **1828560000** |

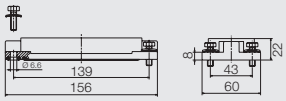


### Base housing

| a | Version | Designation | Order No. |
|---|---|---|---|
| M 40 | with thread | HDC HB 24 IP68 SS 2xM41 | **1827600000** |

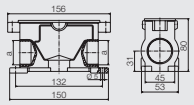


### Cover

| | Version | Designation | Order No. |
|---|---|---|---|
| | | HDC HB 24 IP68 EMVK MD | **1826720000** |

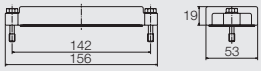

# RockStar® Housing IP69K impact resistant XXL

## Screw connection
## Size 8

## Hood

### Hood, Cable Entry sideways

| a | Version | Designation | Order No. |
|---|---|---|---|
| M 50 | with thread | HDC HB 24 TIP TSS 1xM50G | **1827190000** |

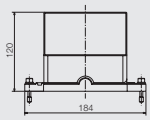


### Hood, Cable Entry at top

| a | Version | Designation | Order No. |
|---|---|---|---|
| M 50 | with thread | HDC HB 24 TIP TOS 1xM50G | **1827200000** |

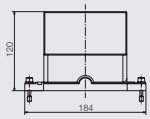


## Base

### Bulkhead housing

| | Version | Designation | Order No. |
|---|---|---|---|
| | Seal inside, high | HDC HB 24 TIP AS M4 | **1846020000** |
| | Seal inside, standard | HDC HB 24 TIP AS M4 | **1827480000** |

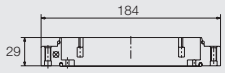

## Screw connection
## Size 12

## Hood

### Hood, Cable Entry sideways

| a | Version | Designation | Order No. |
|---|---|---|---|
| M 40 | with thread | HDC HB 48 TIP TSS 1xM40G | **1827140000** |

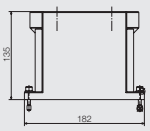


### Hood, Cable Entry at top

| a | Version | Designation | Order No. |
|---|---|---|---|
| M 50 | with thread | HDC HB 48 TIP TOS 1xM50G | **1827150000** |

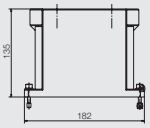


### Hood, Cable Entry at front

| | Version | Designation | Order No. |
|---|---|---|---|
| | with thread | HDC HB 48 TIP TVS 1xM50G | **1853300000** |

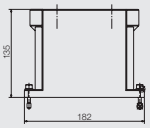


## Base

### Bulkhead housing

| | Version | Designation | Order No. |
|---|---|---|---|
| | Seal inside, high | HDC HB 48 TIP AS M4 | **1846000000** |
| | Seal inside, standard | HDC HB 48 TIP AS M4 | **1827460000** |

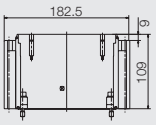

# RockStar® Housing IP69K EMC

## Screw connection
## Size 1

## Hood

### Hood, Cable Entry at top

| a | Version | Designation | Order No. |
|---|---|---|---|
| M 20 | with thread | HDC HA 3 EMVK TOS 1xM21 | **1827420000** |

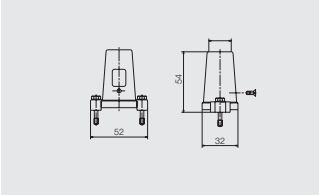


## Base

### Bulkhead housing

| | Version | Designation | Order No. |
|---|---|---|---|
| | | HDC HA 3 EMVK AS M5 | **1827570000** |

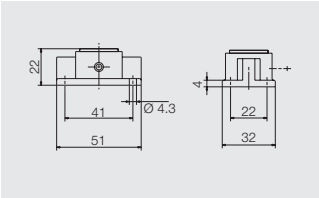


### Base housing

| a | Version | Designation | Order No. |
|---|---|---|---|
| M 20 | with thread | HDC HA 3 EMVK SS 1xM21 | **1827670000** |

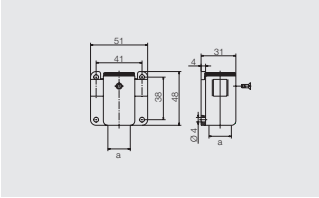


### Cover

| | Version | Designation | Order No. |
|---|---|---|---|
| | | HDC HA 3 IP68 EMVK MD | **1826760000** |

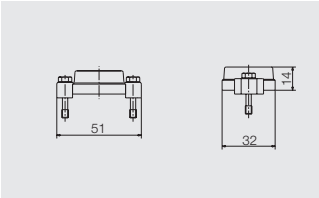

## Screw connection
## Size 3

## Hood

### Hood, Cable Entry sideways

| a | Version | Designation | Order No. |
|---|---|---|---|
| M 25 | with thread | HDC HB 6 EMVK TSS 1xM25 | **1827370000** |

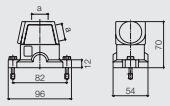


### Hood, Cable Entry at top

| a | Version | Designation | Order No. |
|---|---|---|---|
| M 25 | with thread | HDC HB 6 EMVK TOS 1xM26 | **1827380000** |

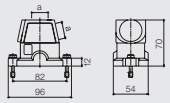


## Base

### Bulkhead housing

| | Version | Designation | Order No. |
|---|---|---|---|
| | Seal inside | HDC HB 6 EMVK AS M4 | **1827550000** |

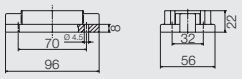


### Bulkhead housing

| | Version | Designation | Order No. |
|---|---|---|---|
| | flat gasket | HDC HB 6 EMVK AS M6 | **1828540000** |

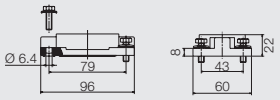


### Base housing

| a | Version | Designation | Order No. |
|---|---|---|---|
| M 25 | with thread | HDC HB 6 EMVK SS 2xM26 | **1827650000** |

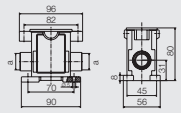


### Cover

| | Version | Designation | Order No. |
|---|---|---|---|
| | | HDC HB 6 IP68 EMVK MD | **1826750000** |

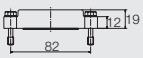

# RockStar® Housing IP69K EMC

## Screw connection
## Size 4

## Hood

### Hood, Cable Entry sideways

| a | Version | Designation | Order No. |
|---|---|---|---|
| M 32 | with thread | HDC HB 10 EMVK TSS 1xM33 | **1827330000** |

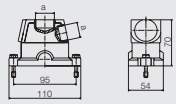


### Hood, Cable Entry at top

| a | Version | Designation | Order No. |
|---|---|---|---|
| M 32 | with thread | HDC HB 10 EMVK TOS 1xM33 | **1827340000** |

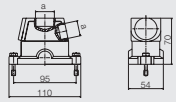


## Base

### Bulkhead housing

| | Version | Designation | Order No. |
|---|---|---|---|
| | Seal inside | HDC HB 10 EMVK AS M4 | **1827530000** |

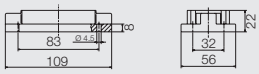


### Bulkhead housing

| | Version | Designation | Order No. |
|---|---|---|---|
| | Seal inside | HDC HB 10 EMVK AS M6 | **1828520000** |

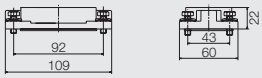


### Base housing

| a | Version | Designation | Order No. |
|---|---|---|---|
| M 32 | with thread | HDC HB 10 EMVK SS 2xM33 | **1827630000** |

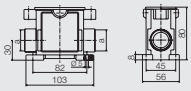


### Cover

| | Version | Designation | Order No. |
|---|---|---|---|
| | | HDC HB 10 IP68 EMVK MD | **1826740000** |

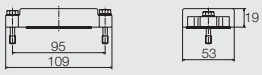

## Screw connection
## Size 6

## Hood

### Hood, Cable Entry sideways

| a | Version | Designation | Order No. |
|---|---|---|---|
| M 32 | with thread | HDC HB 16 EMVK TSS 1xM33 | **1827260000** |

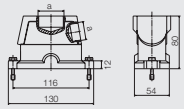


### Hood, Cable Entry at top

| a | Version | Designation | Order No. |
|---|---|---|---|
| M 32 | with thread | HDC HB 16 EMVK TOS 1xM33 | **1827280000** |

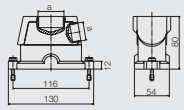


## Base

### Bulkhead housing

| | Version | Designation | Order No. |
|---|---|---|---|
| | Seal inside | HDC HB 16 EMVK AS M4 | **1827510000** |

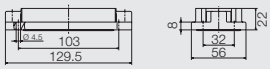


### Bulkhead housing

| | Version | Designation | Order No. |
|---|---|---|---|
| | Seal inside | HDC HB 16 EMVK AS M6 | **1828500000** |

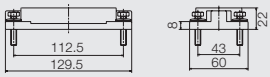


### Base housing

| a | Version | Designation | Order No. |
|---|---|---|---|
| M 32 | with thread | HDC HB 16 EMVK SS 2xM33 | **1827610000** |

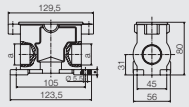


### Cover

| | Version | Designation | Order No. |
|---|---|---|---|
| | | HDC HB 16 IP68 EMVK MD | **1826730000** |

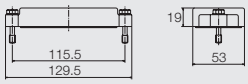

# RockStar® Housing IP69K EMC

## Screw connection
## Size 8

## Hood

### Hood, Cable Entry sideways

| a | Version | Designation | Order No. |
|---|---|---|---|
| M 40 | with thread | HDC HB 24 EMVK TSS 1xM41 | **1827220000** |

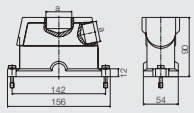


### Hood, Cable Entry at top

| a | Version | Designation | Order No. |
|---|---|---|---|
| M 40 | with thread | HDC HB 24 EMVK TOS 1xM40 | **1827210000** |

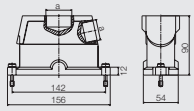


## Base

### Bulkhead housing

| | Version | Designation | Order No. |
|---|---|---|---|
| | Seal inside | HDC HB 24 EMVK AS M4 | **1827490000** |

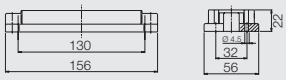


### Bulkhead housing

| | Version | Designation | Order No. |
|---|---|---|---|
| | flat gasket | HDC HB 24 EMVK AS M6 | **1828480000** |

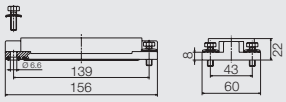


### Base housing

| a | Version | Designation | Order No. |
|---|---|---|---|
| M 40 | with thread | HDC HB 24 EMVK SS 2xM41 | **1827590000** |

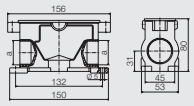


### Cover

| | Version | Designation | Order No. |
|---|---|---|---|
| | | HDC HB 24 IP68 EMVK MD | **1826720000** |

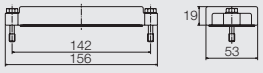

# RockStar® Housing IP69K EMC XXL

## Screw connection
## Size 8

## Hood

### Hood, Cable Entry sideways

| a | Version | Designation | Order No. |
|---|---|---|---|
| M 50 | with thread | HDC HB 24 TEK TSS 1xM50G | **1827160000** |

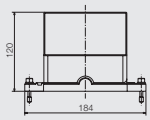


### Hood, Cable Entry at top

| a | Version | Designation | Order No. |
|---|---|---|---|
| M 50 | with thread | HDC HB 24 TEK TOS 1xM50G | **1827170000** |

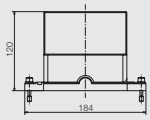


## Base

### Bulkhead housing

| | Version | Designation | Order No. |
|---|---|---|---|
| | Seal inside, high | HDC HB 24 TEK AS M4 | **1846010000** |
| | Seal inside, standard | HDC HB 24 TEK AS M4 | **1827470000** |

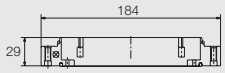

## Screw connection
## Size 12

## Hood

### Hood, Cable Entry sideways

| a | Version | Designation | Order No. |
|---|---|---|---|
| M 40 | with thread | HDC HB 48 TEK TSS 1xM40G | **1827120000** |

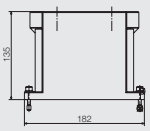


### Hood, Cable Entry at top

| a | Version | Designation | Order No. |
|---|---|---|---|
| M 50 | with thread | HDC HB 48 TEK TOS 1xM50G | **1827130000** |

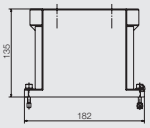


### Hood, Cable Entry at front

| | Version | Designation | Order No. |
|---|---|---|---|
| | with thread | HDC HB 48 TEK TVS 1xM50G | **1853310000** |

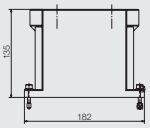


## Base

### Bulkhead housing

| | Version | Designation | Order No. |
|---|---|---|---|
| | Seal inside, high | HDC HB 48 TEK AS M4 | **1845980000** |
| | Seal inside, standard | HDC HB 48 TEK AS M4 | **1827450000** |

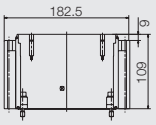

# RockStar® kits



**RockStar® kits**


| | |
|---|---|
| Overview | F.2 |
| Kits with HA inserts | F.4 |
| Kits with HE inserts | F.8 |
| Kits with HSB inserts | F.20 |

# RockStar® kits

HDC kits are standardised sets of components for constructing a complete connector. They consist of:

- Male insert
- Female insert
- Connector housing
- Surface-mounted housing
- Cable gland

Weidmüller offers a range of popular connector combinations with metric or PG cable entry threads.

Their advantages:

- simple selection – all necessary components can be found on one page of the catalogue
- simple purchasing – only one part number for all individual parts together
- simple storage / logistics / picking – a complete set is combined in one pack; pick up a pack and everything you need's there and you avoid stocks of started quantities
- simple handling – all you have to carry with you is a pack with the complete set; no loose parts
- simple assembly – a 2.5 mm slotted screwdriver is all you need

## Kits with HA inserts, 3 pole

### 250 V, 10 A

### metric versions

| | Designation | Order No. |
|---|---|---|
| | HDC-KIT-HA 03.30 M | 1802470000 |
| **Component** | **Designation** | **Order No.** |
| Female | HDC HA 3 FS | 1498200000 |
| Male | HDC HA 3 MS | 1498100000 |
| Bulkhead (Feed-Through) | HDC 04A ALU | 1497600000 |
| Hood | HDC 04A TOLU 1M20G | 1788820000 |
| Cable glands | VG M20 - MS 68 | 1772220000 |
| Metal housing | | |

| | Designation | Order No. |
|---|---|---|
| | HDC-KIT-HA 03.31 M | 1802460000 |
| **Component** | **Designation** | **Order No.** |
| Female | HDC HA 3 FS | 1498200000 |
| Male | HDC HA 3 MS | 1498100000 |
| Bulkhead (Feed-Through) | HDC 07A ALU | 1652410000 |
| Hood | HDC 07A TOLU 1M20G | 1788520000 |
| Cable glands | VG M20 - K 68 | 1772300000 |
| Plastic housing | | |

| | Designation | Order No. |
|---|---|---|
| | HDC-KIT-HA 03.32 M | 1802450000 |
| **Component** | **Designation** | **Order No.** |
| Female | HDC HA 3 FS | 1498200000 |
| Male | HDC HA 3 MS | 1498100000 |
| Bulkhead (Feed-Through) | HDC 04A AWLU | 1497700000 |
| Hood | HDC 04A TOLU 1M20G | 1788820000 |
| Cable glands | VG M20 - MS 68 | 1772220000 |
| Metal housing | | |

## 250 V, 10 A

### PG versions

| | Designation | Order No. |
|---|---|---|
| | HDC-KIT-HA 03.30 | 1712560000 |

| Component | Designation | Order No. |
|---|---|---|
| Female | HDC HA 3 FS | 1498200000 |
| Male | HDC HA 3 MS | 1498100000 |
| Bulkhead (Feed-Through) | HDC 04A ALU | 1497600000 |
| Hood | HDC-HA-3-TOVL1/11P | 1498500000 |
| Cable glands | VG 11-MS68 | 1569080000 |

Metal housing

| | Designation | Order No. |
|---|---|---|
| | HDC-KIT-HA 03.31 | 1712570000 |

| Component | Designation | Order No. |
|---|---|---|
| Female | HDC HA 3 FS | 1498200000 |
| Male | HDC HA 3 MS | 1498100000 |
| Bulkhead (Feed-Through) | HDC 07A ALU | 1652410000 |
| Hood | HDC-HAD-7-TOVL1/11P | 1652370000 |
| Cable glands | VG 11-K68 | 1568990000 |

Plastic housing

| | Designation | Order No. |
|---|---|---|
| | HDC-KIT-HA 03.32 | 1712580000 |

| Component | Designation | Order No. |
|---|---|---|
| Female | HDC HA 3 FS | 1498200000 |
| Male | HDC HA 3 MS | 1498100000 |
| Bulkhead (Feed-Through) | HDC 04A AWLU | 1497700000 |
| Hood | HDC-HA-3-TOVL1/11P | 1498500000 |
| Cable glands | VG 11-MS68 | 1569080000 |

Metal housing

| | Designation | Order No. |
|---|---|---|
| | HDC-KIT-HA 03.44 | 1712630000 |

| Component | Designation | Order No. |
|---|---|---|
| Female | HDC HA 3 FS | 1498200000 |
| Male | HDC HA 3 MS | 1498100000 |
| Bulkhead (Feed-Through) | HDC 07A AWLU | 1652420000 |
| Hood | HDC-HAD-7-TOVL1/11P | 1652370000 |
| Cable glands | VG 11-K68 | 1568990000 |

Plastic housing

## Kits with HA inserts, 4 pole

### 250 V, 10 A

### metric versions

| | Designation | Order No. |
|---|---|---|
| | HDC-KIT-HA 04.40 M | 1802440000 |
| **Component** | **Designation** | **Order No.** |
| Female | HDC HA 4 FS | 1498400000 |
| Male | HDC HA 4 MS | 1498300000 |
| Bulkhead (Feed-Through) | HDC 04A ALU | 1497600000 |
| Hood | HDC 04A TOLU 1M20G | 1788820000 |
| Cable glands | VG M20 - MS 68 | 1772220000 |
| Metal housing | | |

| | Designation | Order No. |
|---|---|---|
| | HDC-KIT-HA 04.41 M | 1802430000 |
| **Component** | **Designation** | **Order No.** |
| Female | HDC HA 4 FS | 1498400000 |
| Male | HDC HA 4 MS | 1498300000 |
| Bulkhead (Feed-Through) | HDC 07A ALU | 1652410000 |
| Hood | HDC 07A TOLU 1M20G | 1788520000 |
| Cable glands | VG M20 - K 68 | 1772300000 |
| Plastic housing | | |

| | Designation | Order No. |
|---|---|---|
| | HDC Kit HA 04.42 M | 1802700000 |
| **Component** | **Designation** | **Order No.** |
| Female | HDC HA 4 FS | 1498400000 |
| Male | HDC HA 4 MS | 1498300000 |
| Bulkhead (Feed-Through) | HDC 04A AWLU | 1497700000 |
| Hood | HDC 04A TOLU 1M20G | 1788820000 |
| Cable glands | VG M20 - MS 68 | 1772220000 |
| Metal housing | | |

| | Designation | Order No. |
|---|---|---|
| | HDC Kit HA 04.46 M | 1802720000 |
| **Component** | **Designation** | **Order No.** |
| Female | HDC HA 4 FS | 1498400000 |
| Male | HDC HA 4 MS | 1498300000 |
| Bulkhead (Feed-Through) | HDC 07A AWLU | 1652420000 |
| Hood | HDC 07A TOLU 1M20G | 1788520000 |
| Cable glands | VG M20 - K 68 | 1772300000 |
| Plastic housing | | |

## 250 V, 10 A

### PG versions

| | Designation | Order No. |
|---|---|---|
| | HDC-KIT-HA 04.40 | 1712590000 |
| **Component** | **Designation** | **Order No.** |
| Female | HDC HA 4 FS | 1498400000 |
| Male | HDC HA 4 MS | 1498300000 |
| Bulkhead (Feed-Through) | HDC 04A ALU | 1497600000 |
| Hood | HDC-HA-3-TOVL1/11P | 1498500000 |
| Cable glands | VG 11-MS68 | 1569080000 |
| Metal housing | | |

| | Designation | Order No. |
|---|---|---|
| | HDC-KIT-HA 04.41 | 1712600000 |
| **Component** | **Designation** | **Order No.** |
| Female | HDC HA 4 FS | 1498400000 |
| Male | HDC HA 4 MS | 1498300000 |
| Bulkhead (Feed-Through) | HDC 07A ALU | 1652410000 |
| Hood | HDC-HAD-7-TOVL1/11P | 1652370000 |
| Cable glands | VG 11-MS68 | 1569080000 |
| Plastic housing | | |

| | Designation | Order No. |
|---|---|---|
| | HDC-KIT-HA 04.42 | 1712610000 |
| **Component** | **Designation** | **Order No.** |
| Female | HDC HA 4 FS | 1498400000 |
| Male | HDC HA 4 MS | 1498300000 |
| Bulkhead (Feed-Through) | HDC 04A AWLU | 1497700000 |
| Hood | HDC-HA-3-TOVL1/11P | 1498500000 |
| Cable glands | VG 11-MS68 | 1569080000 |
| Metal housing | | |

| | Designation | Order No. |
|---|---|---|
| | HDC-KIT-HA 04.46 | 1712650000 |
| **Component** | **Designation** | **Order No.** |
| Female | HDC HA 4 FS | 1498400000 |
| Male | HDC HA 4 MS | 1498300000 |
| Bulkhead (Feed-Through) | HDC 07A AWLU | 1652420000 |
| Hood | HDC-HAD-7-TOVL1/11P | 1652370000 |
| Cable glands | VG 11-MS68 | 1569080000 |
| Plastic housing | | |

## Kits with HE inserts, 6 pole

### 500 V, 24 A

### metric versions

| | Designation | Order No. |
|---|---|---|
| | HDC Kit HE 06.10 M | **1802730000** |
| **Component** | **Designation** | **Order No.** |
| Female | HDC HE 6 FS | **1200200000** |
| Male | HDC HE 6 MS | **1200000000** |
| Bulkhead (Feed-Through) | HDC 06B ALU | **1202100000** |
| Hood | HDC 06B TSLU 1M20G | **1788100000** |
| Cable glands | VG M20 - MS 68 | **1772220000** |
| Metal housing | | |

| | Designation | Order No. |
|---|---|---|
| | HDC Kit HE 06.11 M | **1802740000** |
| **Component** | **Designation** | **Order No.** |
| Female | HDC HE 6 FS | **1200200000** |
| Male | HDC HE 6 MS | **1200000000** |
| Bulkhead (Feed-Through) | HDC 06B ALU | **1202100000** |
| Hood | HDC 06B TOLU 1M20G | **1788120000** |
| Cable glands | VG M20 - MS 68 | **1772220000** |
| Metal housing | | |

## 500 V, 24 A (16 A)

### PG versions

| | Designation | Order No. |
|---|---|---|
| | HDC-KIT-HE 06.10 | 1712460000 |
| **Component** | **Designation** | **Order No.** |
| Female | HDC HE 6 FS | 1200200000 |
| Male | HDC HE 6 MS | 1200000000 |
| Bulkhead (Feed-Through) | HDC 06B ALU | 1202100000 |
| Hood | HDC-HB-6-TSVL1/16P | 1652510000 |
| Cable glands | VG 16-MS68 | 1569100000 |
| Metal housing | | |

| | Designation | Order No. |
|---|---|---|
| | HDC-KIT-HE 06.11 | 1712660000 |
| **Component** | **Designation** | **Order No.** |
| Female | HDC HE 6 FS | 1200200000 |
| Male | HDC HE 6 MS | 1200000000 |
| Bulkhead (Feed-Through) | HDC 06B ALU | 1202100000 |
| Hood | HDC-HB-6-TOVL1/16P | 1652630000 |
| Cable glands | VG 16-MS68 | 1569100000 |
| Metal housing | | |

| | Designation | Order No. |
|---|---|---|
| | HDC-KIT-HE 06.20 | 1712700000 |
| **Component** | **Designation** | **Order No.** |
| Female | DSTV HE BL6 S | 1848550000 |
| Male | HDC HE 6 MS | 1200000000 |
| Bulkhead (Feed-Through) | HDC 06B ALU | 1202100000 |
| Hood | HDC-HB-6-TSVL1/16P | 1652510000 |
| Cable glands | VG 16-MS68 | 1569100000 |
| Metal housing | | |

## Kits with HE inserts, 10 pole

### 500 V, 16 A

### metric versions

| | Designation | Order No. |
|---|---|---|
| | HDC-KIT-HE 10.110 M | **1802420000** |

| Component | Designation | Order No. |
|---|---|---|
| Female | HDC HE 10 FS | **1204100000** |
| Male | HDC HE 10 MS | **1203900000** |
| Bulkhead (Feed-Through) | HDC 10B ABU | **1205000000** |
| Hood | HDC 10B TSBU 1M25G | **1787550000** |
| Cable glands | VG M25 - MS 68 | **1772230000** |
| Metal housing | | |

| | Designation | Order No. |
|---|---|---|
| | HDC-KIT-HE 10.111 M | **1802410000** |

| Component | Designation | Order No. |
|---|---|---|
| Female | HDC HE 10 FS | **1204100000** |
| Male | HDC HE 10 MS | **1203900000** |
| Bulkhead (Feed-Through) | HDC 10B ABU | **1205000000** |
| Hood | HDC 10B TOBU 1M25G | **1787590000** |
| Cable glands | VG M25 - MS 68 | **1772230000** |
| Metal housing | | |

## 500 V, 16 A

### PG versions

| | Designation | Order No. |
|---|---|---|
| | HDC-KIT-HE 10.110 | **1712510000** |

| Component | Designation | Order No. |
|---|---|---|
| Female | HDC HE 10 FS | **1204100000** |
| Male | HDC HE 10 MS | **1203900000** |
| Bulkhead (Feed-Through) | HDC 10B ABU | **1205000000** |
| Hood | HDC-HB-10-TSVU1/16P | **1204800000** |
| Cable glands | VG 16-MS68 | **1569100000** |
| Metal housing | | |

| | Designation | Order No. |
|---|---|---|
| | HDC-KIT-HE 10.111 | **1712670000** |

| Component | Designation | Order No. |
|---|---|---|
| Female | HDC HE 10 FS | **1204100000** |
| Male | HDC HE 10 MS | **1203900000** |
| Bulkhead (Feed-Through) | HDC 10B ABU | **1205000000** |
| Hood | HDC-HB-10-TOVU1/16P | **1204700000** |
| Cable glands | VG 16-MS68 | **1569100000** |
| Metal housing | | |

| | Designation | Order No. |
|---|---|---|
| | HDC-KIT-HE 10.210 | **1712710000** |

| Component | Designation | Order No. |
|---|---|---|
| Female | DSTV HE BL10 S | **1848570000** |
| Male | HDC HE 10 MS | **1203900000** |
| Bulkhead (Feed-Through) | HDC 10B ABU | **1205000000** |
| Hood | HDC-HB-10-TSVU1/16P | **1204800000** |
| Cable glands | VG 16-MS68 | **1569100000** |
| Metal housing | | |

## Kits with HE inserts, 16 pole

### 500 V, 16 A

### metric versions

| | Designation | Order No. |
|---|---|---|
| | HDC-KIT-HE 16.120 M | **1802400000** |
| **Component** | **Designation** | **Order No.** |
| Female | HDC HE 16 FS | **1207700000** |
| Male | HDC HE 16 MS | **1207500000** |
| Bulkhead (Feed-Through) | HDC 16B ABU | **1208600000** |
| Hood | HDC 16B TSBU 1M25G | **1788180000** |
| Cable glands | VG M25 - MS 68 | **1772230000** |
| Metal housing | | |

| | Designation | Order No. |
|---|---|---|
| | HDC-KIT-HE 16.121 M | **1802390000** |
| **Component** | **Designation** | **Order No.** |
| Female | HDC HE 16 FS | **1207700000** |
| Male | HDC HE 16 MS | **1207500000** |
| Bulkhead (Feed-Through) | HDC 16B ABU | **1208600000** |
| Hood | HDC 16B TOBU 1M25G | **1788210000** |
| Cable glands | VG M25 - MS 68 | **1772230000** |
| Metal housing | | |

## 500 V, 16 A

### PG versions

| | Designation | Order No. |
|---|---|---|
| | HDC-KIT-HE 16.120 | 1712520000 |
| **Component** | **Designation** | **Order No.** |
| Female | HDC HE 16 FS | 1207700000 |
| Male | HDC HE 16 MS | 1207500000 |
| Bulkhead (Feed-Through) | HDC 16B ABU | 1208600000 |
| Hood | HDC-HB-16-TSVU1/21P | 1208400000 |
| Cable glands | VG 21-MS68 | 1569110000 |
| Metal housing | | |

| | Designation | Order No. |
|---|---|---|
| | HDC-KIT-HE 16.121 | 1712680000 |
| **Component** | **Designation** | **Order No.** |
| Female | HDC HE 16 FS | 1207700000 |
| Male | HDC HE 16 MS | 1207500000 |
| Bulkhead (Feed-Through) | HDC 16B ABU | 1208600000 |
| Hood | HDC-HB-16-TOVU1/21P | 1208300000 |
| Cable glands | VG 21-MS68 | 1569110000 |
| Metal housing | | |

| | Designation | Order No. |
|---|---|---|
| | HDC-KIT-HE 16.220 | 1712720000 |
| **Component** | **Designation** | **Order No.** |
| Female | DSTV HE BL16 S | 1848580000 |
| Male | HDC HE 16 MS | 1207500000 |
| Bulkhead (Feed-Through) | HDC 16B ABU | 1208600000 |
| Hood | HDC-HB-16-TSVU1/21P | 1208400000 |
| Cable glands | VG 21-MS68 | 1569110000 |
| Metal housing | | |

## Kits with HE inserts, 24 pole

### 500 V, 16 A

### metric versions

| | Designation | Order No. |
|---|---|---|
| | HDC-KIT-HE 24.130 M | **1802380000** |

| Component | Designation | Order No. |
|---|---|---|
| Female | HDC HE 24 FS | **1211300000** |
| Male | HDC HE 24 MS | **1211100000** |
| Bulkhead (Feed-Through) | HDC 24B ABU | **1212400000** |
| Hood | HDC 24B TSBU 1M32G | **1787750000** |
| Cable glands | VG M32 - MS 68 | **1772240000** |
| Metal housing | | |

| | Designation | Order No. |
|---|---|---|
| | HDC-KIT-HE 24.131 M | **1802480000** |

| Component | Designation | Order No. |
|---|---|---|
| Female | HDC HE 24 FS | **1211300000** |
| Male | HDC HE 24 MS | **1211100000** |
| Bulkhead (Feed-Through) | HDC 24B ABU | **1212400000** |
| Hood | HDC 24B TOBU 1M32G | **1787810000** |
| Cable glands | VG M32 - MS 68 | **1772240000** |
| Metal housing | | |

## 500 V, 16 A

### PG versions

| | Designation | Order No. |
|---|---|---|
| | HDC-KIT-HE 24.130 | **1712530000** |

| Component | Designation | Order No. |
|---|---|---|
| Female | HDC HE 24 FS | **1211300000** |
| Male | HDC HE 24 MS | **1211100000** |
| Bulkhead (Feed-Through) | HDC 24B ABU | **1212400000** |
| Hood | HDC-HB-24-TSVU1/21P | **1212100000** |
| Cable glands | VG 21-MS68 | **1569110000** |
| Metal housing | | |

| | Designation | Order No. |
|---|---|---|
| | HDC-KIT-HE 24.131 | **1712690000** |

| Component | Designation | Order No. |
|---|---|---|
| Female | HDC HE 24 FS | **1211300000** |
| Male | HDC HE 24 MS | **1211100000** |
| Bulkhead (Feed-Through) | HDC 24B ABU | **1212400000** |
| Hood | HDC-HB-24-TOVU1/21P | **1211900000** |
| Cable glands | VG 21-MS68 | **1569110000** |
| Metal housing | | |

| | Designation | Order No. |
|---|---|---|
| | HDC-KIT-HE 24.230 | **1712730000** |

| Component | Designation | Order No. |
|---|---|---|
| Female | DSTV HE BL24 S | **1848590000** |
| Male | HDC HE 24 MS | **1211100000** |
| Bulkhead (Feed-Through) | HDC 24B ABU | **1212400000** |
| Hood | HDC-HB-24-TSVU1/21P | **1212100000** |
| Cable glands | VG 21-MS68 | **1569110000** |
| Metal housing | | |

## Kits with HE inserts, 32 pole

### 500 V, 16 A

### metric versions

| | Designation | Order No. |
|---|---|---|
| | HDC-KIT-HE 32.140 M | **1802370000** |

| Component | Designation | Order No. |
|---|---|---|
| Female (2x) | HDC HE 16 FS | **1207700000** |
| Male (2x) | HDC HE 16 MS | **1207500000** |
| Bulkhead (Feed-Through) | HDC 32B ABU | **1217800000** |
| Hood | HDC 32B TSBU 1M32G | **1788400000** |
| Cable glands | VG M32 - MS 68 | **1772240000** |
| Metal housing | | |

## 500 V, 16 A

## PG versions

| | Designation | Order No. |
|---|---|---|
| | HDC-KIT-HE 32.140 | **1712540000** |

| Component | Designation | Order No. |
|---|---|---|
| Female (2x) | HDC HE 16 FS | **1207700000** |
| Male (2x) | HDC HE 16 MS | **1207500000** |
| Bulkhead (Feed-Through) | HDC 32B ABU | **1217800000** |
| Hood | HDC-HB-32-TSVU1/29P | **1217500000** |
| Cable glands | VG 29-MS68 | **1569120000** |
| Metal housing | | |

## Kits with HE inserts, 48 pole

### 500 V, 16 A

### metric versions

| | Designation | Order No. |
|---|---|---|
| | HDC-KIT-HE 48.150 M | **1802360000** |

| Component | Designation | Order No. |
|---|---|---|
| Female (2x) | HDC HE 24 FS | **1211300000** |
| Male (2x) | HDC HE 24 MS | **1211100000** |
| Bulkhead (Feed-Through) | HDC 48B ADLU | **1222900000** |
| Hood | HDC HB48 TOVL M40G | **1788340000** |
| Cable glands | VG M40 - MS 68 | **1772250000** |
| Metal housing | | |

## 500 V, 16 A

## PG versions

| | Designation | Order No. |
|---|---|---|
| | HDC-KIT-HE 48.150 | **1712550000** |

| Component | Designation | Order No. |
|---|---|---|
| Female (2x) | HDC HE 24 FS | **1211300000** |
| Male (2x) | HDC HE 24 MS | **1211100000** |
| Bulkhead (Feed-Through) | HDC 48B ADLU | **1222900000** |
| Hood | HDC-HB-48-TSVL1/29P | **1222600000** |
| Cable glands | VG 29-MS68 | **1569120000** |
| Metal housing | | |

## Kits with HSB inserts, 6 pole

### 400 V, 35 A

### PG versions

| | Designation | Order No. |
|---|---|---|
| | HDC-KIT-HSB 06.50 | **1724000000** |

| Component | Designation | Order No. |
|---|---|---|
| Female | HDC HSB 6 FS | **1498900000** |
| Male | HDC HSB 6 MS | **1498700000** |
| Bulkhead (Feed-Through) | HDC 16B ABU | **1208600000** |
| Hood | HDC-HB-16-TSVU1/21P | **1208400000** |
| Cable glands | VG 21-MS68 | **1569110000** |
| Metal housing | | |

# RockStar® accessories

## RockStar® accessories


| | |
|---|---|
| Crimp contacts | G.2 |
| RailMate mounting rail system | G.8 |
| Tools | G.10 |
| Coding | G.12 |
| Adapter plates / Cover plates | G.13 |
| Other accessories | G.14 |

# Overview

**Crimp contacts**

Crimping is an electrically and mechanically safe and reliable connection between conductor and contact. An ideal crimp connection is gas-proof and resistant to corrosion.

Weidmüller crimp contacts are supplied in solid, turned form and are optionally available with gold or silver surface.

**Fibre optic contacts**.

Optical fibres guarantee interference-free transmission without any feedback – and this without additional overvoltage and explosion protection.

Fibre optic contacts can be used without any EMC problems. Their geometry is the same as the HD contacts so they can be used in HD series inserts and the ConCept modular system.

## Fixed pole inserts

### Technical data

| | for HD and HDD inserts | for HE and HEE inserts |
|---|---|---|
| Material | Copper alloy | Copper alloy |
| Surface hard gold-plated | 0.8 µm | 0.8 µm |
| Surface hard silver-plated | 3 µm | 3 µm |
| Contact resistance | ≤ 4 mΩ | ≤ 4 mΩ |
| Clamping range | 0.14 ... 2.5 mm² | 0.5 ... 4.0 mm² |
| | 26 ... 14 AWG | 20 ... 12 AWG |
| Stripping length | 8 mm | 7.5 mm |

## For HD and HDD inserts

**Crimp contacts**

Surface Silver

Surface Gold

| Qty | Male | Order No. | Female | Order No. |
|---|---|---|---|---|
| 100 | HDC-C-HD-SM0.14-0.37AG | **1651520000** | HDC-C-HD-BM0.14-0.37AG | **1651570000** |
| 100 | HDC-C-HD-SM0.5AG | **1651530000** | HDC-C-HD-BM0.5AG | **1651580000** |
| 100 | HDC-C-HD-SM0.75.1.00AG | **1601750000** | HDC-C-HD-BM0.75-1.00AG | **1601760000** |
| 100 | HDC-C-HD-SM1.5AG | **1651550000** | HDC-C-HD-BM1.5AG | **1651600000** |
| 100 | HDC-C-HD-SM2.5AG | **1651560000** | HDC-C-HD-BM2.5AG | **1651610000** |
| | | | | |
| 100 | HDC-C-HD-SM0.14-0.37AU | **1651620000** | HDC-C-HD-BM0.14-0.37AU | **1651670000** |
| 100 | HDC-C-HD-SM0.5AU | **1651630000** | HDC-C-HD-BM0.5AU | **1651680000** |
| 100 | HDC-C-HD-SM0.75-1.00AU | **1651640000** | HDC-C-HD-BM0.75-1.00AU | **1651690000** |
| 100 | HDC-C-HD-SM1.5AU | **1651650000** | HDC-C-HD-BM1.5AU | **1651700000** |
| 100 | HDC-C-HD-SM2.5AU | **1651660000** | HDC-C-HD-BM2.5AU | **1651710000** |

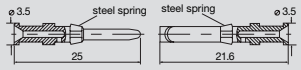


| Conductor size | | Stripping length |
|---|---|---|
| 0.14 - 0.37 mm² | AWG 26-22 | 8 mm |
| 0.50 mm² | AWG 20 | 8 mm |
| 0.75 - 1.00 mm² | AWG 18 | 8 mm |
| 1.50 mm² | AWG 16 | 8 mm |
| 2.50 mm² | AWG 14 | 8 mm |

**Tools**

| Crimping tool | Order No. |
|---|---|
| CTX CM 1.6 / 2.5 | **9018490000** |
| **Contact release tool** | |
| Removal Tool HD | **1866730000** |

## For HE and HEE inserts and CM-HE modules

**Crimp contacts**

Surface Silver

Surface Gold

| Qty | Male | Order No. | Female | Order No. |
|---|---|---|---|---|
| 100 | HDC-C-HE-SM0.5AG | **1200500000** | HDC-C-HE-BM0.5AG | **1201100000** |
| 100 | HDC-C-HE-SM0.75-1.00AG | **1200600000** | HDC-C-HE-BM0.75-1.00AG | **1201200000** |
| 100 | HDC-C-HE-SM1.5AG | **1200700000** | HDC-C-HE-BM1.5AG | **1201300000** |
| 100 | HDC-C-HE-SM2.5AG | **1200800000** | HDC-C-HE-BM2.5AG | **1201400000** |
| 100 | HDC-C-HE-SM4.0AG | **1200900000** | HDC-C-HE-BM4.0AG | **1201500000** |
| | | | | |
| 100 | HDC-C-HE-SM0.5AU | **1651420000** | HDC-C-HE-BM0.5AU | **1651470000** |
| 100 | HDC-C-HE-SM0.75-1.00AU | **1651430000** | HDC-C-HE-BM0.75-1.00AU | **1651480000** |
| 100 | HDC-C-HE-SM1.5AU | **1651440000** | HDC-C-HE-BM1.5AU | **1651490000** |
| 100 | HDC-C-HE-SM2.5AU | **1651450000** | HDC-C-HE-BM2.5AU | **1651500000** |
| 100 | HDC-C-HE-SM4.0AU | **1651460000** | HDC-C-HE-BM4.0AU | **1651510000** |

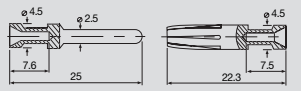


| Conductor size | | Stripping length |
|---|---|---|
| 0.50 mm² | AWG 20 | 7.5 mm |
| 0.75 - 1.00 mm² | AWG 18 | 7.5 mm |
| 1.50 mm² | AWG 16 | 7.5 mm |
| 2.50 mm² | AWG 14 | 7.5 mm |
| 4.00 mm² | AWG 12 | 7.5 mm |

**Tools**

| Crimping tool | Order No. |
|---|---|
| CTX CM 1,6 / 2,5 | **9018490000** |
| **Crimping tools for 4.00 mm²** | |
| CZB 1 | **9012710000** |
| **Contact release tool** | |
| Removal Tool HE | **1866750000** |

# Crimp contacts

## For ConCept modular system

## Technical data

| | CM-3 | CM-5 | CM-10 | CM-20 | CM-HE |
|---|---|---|---|---|---|
| Material | Copper alloy | Copper alloy | Copper alloy | Copper alloy | Copper alloy |
| Surface hard gold-plated | | | 0.8 µm | 0.1 ... 0.2 µm | 0.8 µm |
| Surface hard silver-plated | 3 µm | 3 µm | 3 µm | | 3 µm |
| Contact resistance | ≤ 4 mΩ | ≤ 4 mΩ | ≤ 4 mΩ | ≤ 4 mΩ | ≤ 4 mΩ |
| Clamping range | 1.5 ... 10 mm² | 0.75 ... 4.0 mm² | 0.14 ... 2.5 mm² | 0.08 ... 0.52 mm² | 0.5 ... 4.0 mm² |
| | 12 ... 7 AWG | 20 ... 12 AWG | 26 ... 14 AWG | 28 ... 20 AWG | 20 ... 12 AWG |
| Stripping length | 10 mm | 7.8 mm | 8 mm | 2.5 + 0.5 mm | 7.4 mm |

## For CM-3 modules

### Crimp contacts

Surface Silver

| Qty | Male | Order No. | Female | Order No. |
|---|---|---|---|---|
| 100 | HDC-C-M3-SM1.5AG | **1698120000** | HDC-C-M3-BM1.5AG | **1698130000** |
| 100 | HDC-C-M3-SM2.5AG | **1698140000** | HDC-C-M3-BM2.5AG | **1698150000** |
| 100 | HDC-C-M3-SM4.0AG | **1682260000** | HDC-C-M3-BM4.0AG | **1682270000** |
| 100 | HDC-C-M3-SM6.0AG | **1682280000** | HDC-C-M3-BM6.0AG | **1682290000** |
| 100 | HDC-C-M3-SM10.0AG | **1682300000** | HDC-C-M3-BM10.0AG | **1682310000** |

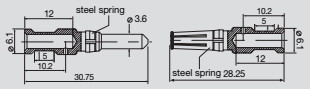


| Conductor size | | Stripping length |
|---|---|---|
| 1.50 mm² | AWG 16 | 10 mm |
| 2.50 mm² | AWG 14 | 10 mm |
| 4.00 mm² | AWG 12 | 10 mm |
| 6.00 mm² | AWG 10 | 10 mm |
| 10.00 mm² | AWG 7 | 10 mm |

### Tools

| Crimping tool 1.5 ... 2.5 mm² | Order No. |
|---|---|
| CTX CM 1.6 / 2.5 | **9018490000** |
| **Crimping tool 4 ... 10 mm²** | |
| CTX CM 3.6 | **9018480000** |
| **Crimping tool 1.5 ... 10 mm²** | |
| HDC-CM-3 | **1700890000** |
| **Contact release tool** | |
| Removal Tool CM3 | **1866710000** |

## For CM-5 modules

### Crimp contacts

Surface Silver

| Qty | Male | Order No. | Female | Order No. |
|---|---|---|---|---|
| 100 | HDC-C-M5-SM0.75-1.00AG | **1682340000** | HDC-C-M5-BM0.75-1.00AG | **1682350000** |
| 100 | HDC-C-M5-SM1.5AG | **1682360000** | HDC-C-M5-BM1.5AG | **1682370000** |
| 100 | HDC-C-M5-SM2.5AG | **1682380000** | HDC-C-M5-BM2.5AG | **1682390000** |
| 100 | HDC-C-M5-SM4.0AG | **1682400000** | HDC-C-M5-BM4.0AG | **1682410000** |

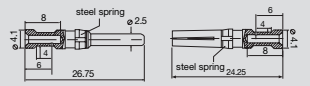


| Conductor size | | Stripping length |
|---|---|---|
| 0.75 - 1.00 mm² | AWG 18 | 8 mm |
| 1.50 mm² | AWG 16 | 8 mm |
| 2.50 mm² | AWG 14 | 8 mm |
| 4.00 mm² | AWG 12 | 8 mm |

### Tools

| Crimping tool | Order No. |
|---|---|
| CTX CM 1.6 / 2.5 | **9018490000** |
| **Contact release tool** | |
| Removal Tool CM5 | **1866720000** |

## For CM-10 modules

### Crimp contacts

Surface Silver

Surface Gold

| Qty | Male | Order No. | Female | Order No. |
|---|---|---|---|---|
| 100 | HDC-C-HD-SM0.14-0.37AG | **1651520000** | HDC-C-HD-BM0.14-0.37AG | **1651570000** |
| 100 | HDC-C-HD-SM0.5AG | **1651530000** | HDC-C-HD-BM0.5AG | **1651580000** |
| 100 | HDC-C-HD-SM0.75-1.00AG | **1601750000** | HDC-C-HD-BM0.75-1.00AG | **1601760000** |
| 100 | HDC-C-HD-SM1.5AG | **1651550000** | HDC-C-HD-BM1.5AG | **1651600000** |
| 100 | HDC-C-HD-SM2.5AG | **1651560000** | HDC-C-HD-BM2.5AG | **1651610000** |
| 100 | HDC-C-HD-SM0.14-0.37AU | **1651620000** | HDC-C-HD-BM0.14-0.37AU | **1651670000** |
| 100 | HDC-C-HD-SM0.5AU | **1651630000** | HDC-C-HD-BM0.5AU | **1651680000** |
| 100 | HDC-C-HD-SM0.75-1.00AU | **1651640000** | HDC-C-HD-BM0.75-1.00AU | **1651690000** |
| 100 | HDC-C-HD-SM1.5AU | **1651650000** | HDC-C-HD-BM1.5AU | **1651700000** |
| 100 | HDC-C-HD-SM2.5AU | **1651660000** | HDC-C-HD-BM2.5AU | **1651710000** |

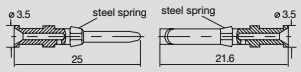


| Conductor size | | Striping length |
|---|---|---|
| 0.14 - 0.37 mm² | AWG 26-22 | 8 mm |
| 0.50 mm² | AWG 20 | 8 mm |
| 0.75 - 1.00 mm² | AWG 18 | 8 mm |
| 1.50 mm² | AWG 16 | 8 mm |
| 2.50 mm² | AWG 14 | 8 mm |

### Tools

| Crimping tool | Order No. |
|---|---|
| CTX CM 1.6 / 2.5 | **9018490000** |
| **Contact release tool** | |
| Removal Tool HD | **1866730000** |

## For CM-20 modules

### Crimp contacts

Surface Gold

| Qty | Male | Order No. | Female | Order No. |
|---|---|---|---|---|
| 300 | HDC-C-M20-SCG0.08-0.2AU | **1682420000** | HDC-C-M20-SCG0.08-0.2AU | **1682430000** |
| 300 | HDC-C-M20-SCG0.2-0.52AU | **1682440000** | HDC-C-M20-SCG0.2-0.52AU | **1682450000** |

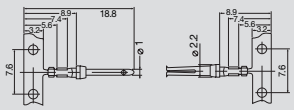


| Conductor size | | Sripping length |
|---|---|---|
| 0.08 - 0.20 mm² | AWG 28-24 | 2.5+0.5 mm |
| 0.20 - 0.52 mm² | AWG 24-20 | 2.5+0.5 mm |

### Tools

| Crimping tool | Order No. |
|---|---|
| HDC-CM-20/CZC9428P | **1700900000** |
| **Contact release tool** | |
| Removal Tool CM20 | **1866740000** |

## Crimp contacts

### Fibre optic contacts

Fibre-optic cables guarantee interference-free transmission without any feedback.

The new fibre optic contacts enable use of fibre-optic cables in heavy-duty connectors. Their geometry is the same as the tried-and-tested HD contacts for connecting conventional copper wires, so they can be used in HD series inserts and the ConCept modular system.
It's even possible to connect optical fibres and copper wires in one connector.

The advantages at a glance:

- Immune to electromagnetic interference
- Absolute contact separation
- Weight reduction by dispensing with copper wires
- High transmission capacity and large bandwidth
- All advantages now also available for robust industrial environment
- IP65 class of protection



### HDC-C-HD ... LWL 1.0 POF

## Technical data

| | |
|---|---|
| **Connection for POF cable** | |
| Maximum outer diameter | 2.2 mm |
| Polymer fibre diameter | 1.0 mm |
| **Attenuation** | |
| – Requirement to DIN IEC Part 7 Section 2/05.94: | < 3 dB |
| – the HDC-C-HD LWL contacts in plugged-in state: | < 2 dB |
| **Mechanical system** | |
| Plugging cycles | min. 25 |
| Plugging force | max. 7.5 N/Pol |
| Removal force | max. 7.5 N/Pol |
| **Material** | |
| Temperature range | –40°C bis +85°C |
| Contact material | Nickel-silver |
| Over-spring | Copper alloy |

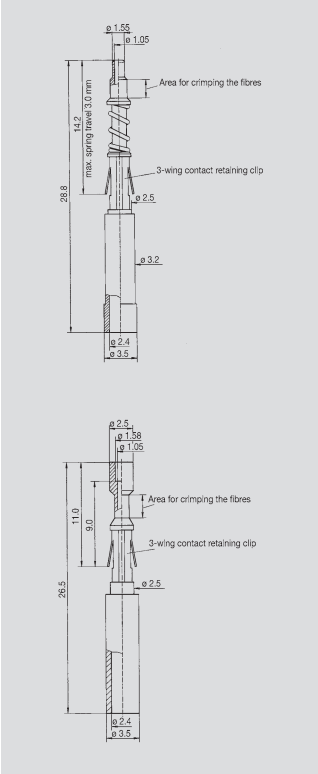


## Ordering data

| Qty | Male | Order No. | Female | Order No. |
|---|---|---|---|---|
| 5 | HDC-C-HD-S-LWL 1.0 POF | **1773630000** | HDC-C-HD-B-LWL 1.0 POF | **1773640000** |

HD inserts must be ordered separately

## Instructions for assembling fibre optic contacts

1. Cut POF cable (polymer optical fibre) to the required length with cutting tool (we recommend the KT 8).

2. The end face of the fibre of 2.2 mm POF cables must be polished before crimping onto the fibre optic contact. Insert end of POF cable into polishing disc and polish with polishing sheet placed on a smooth surface (e.g. glass plate). Wipe away any residues after polishing. The best optical attenuation values are obtained with wet polishing.

3. Strip sheath of 2.2 mm POF cable to at least 14 mm for female contacts (HDC-C-HD-B-LWL) and at least 19 mm for male contacts (HDC-C-HD-S-LWL).

4. Crimping:
   A. Insert POF cable into male contact, then both together into the crimping die.
   B. The female contact has to be inserted angled slightly downwards into the die.
   Make sure the end face of the contact and the plastic fibre press against the locator.
   C. Squeeze the hand levers until the tool unlocks.
   D. Release option in case of incorrect operation.

A. Male

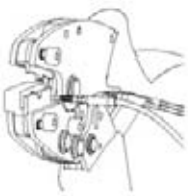

B. Female

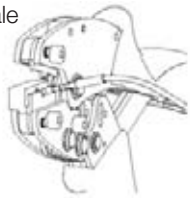

C.

D.

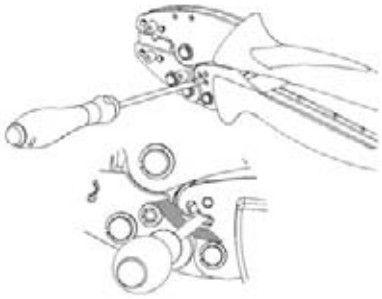

### Cutting tool – KT 8

### Polishing wheel for FO cables – PS LWL/POF

2.2 mm POF cable

### Sheathing stripper for FO cables – AM LWL/POF

### Crimping tool – HTX-HDC/POF

### Ordering data for tools

| | Qty | Order No. |
|---|---|---|
| **Cutting tool,** positioning sleeve included | | |
| HKT 8 | 1 | **9002650000** |
| **Crimping tool for FO set** | | |
| HTX-HDC/POF | 1 | **9010950000** |
| **Sheathing stripper for FO cable** | | |
| AM LWL/POF | 1 | **9020360000** |
| **Polishing wheel for FO cable** | | |
| PS LWL/POF | 1 | **9020390000** |
| PB LWL/POF Polishing sheet, grit 1000 | 1 | **9020400000** |
| **Contact removal tool,** for removing turned HD and FO contacts | | |
| Removal Tool HD | 1 | **1866730000** |

# For mounting rail TS 35 x 7.5 and TS 35 x 15

Cast aluminium housings are not essential within a control cabinet and RailMate may be used as an alternative IP20 solution in order to reduce costs.

This mounting rail system allows you to mount both heavy-duty connector inserts and the ConCept modular connector system on the rail. No tools are needed and connectors are simply snapped in place.
Generous labelling surfaces on the product allow for clear equipment identification.

RailMate enables users to arrange a maximum number of connections in a minimum area within the control cabinet.

## Technical data

| | |
|---|---|
| Material | PC |
| Properties | Phosphorous and halogen free |
| Colour | Pebble grey (RAL 7032) |
| Temperature range | –40°C ... +125°C |
| Flammability rating | V-0 to UL 94 |




## Ordering data for individual components

| Type | For inserts size | Qty | Order No. |
|---|---|---|---|
| **Insert receiving frame** | | | |
| HDC RailMate HB6 Top | 3 | 10 | **1797540000** |
| HDC RailMate HB10 Top | 4 | 10 | **1797550000** |
| HDC RailMate HB16 Top | 6 | 10 | **1797560000** |
| HDC RailMate HB24 Top | 8 | 10 | **1797570000** |
| **Base plate, tab and 2 bottom insert receptacles** | | | |
| HDC RailMate Basis | 3, 4, 6, 8 | 1 | **1797580000** |

## Ordering data for sets

| Type | For inserts size | Qty | Order No. |
|---|---|---|---|
| HDC RailMate HB6 Set | 3 | 1 | **1797500000** |
| HDC RailMate HB10 Set | 4 | 1 | **1797510000** |
| HDC RailMate HB16 Set | 6 | 1 | **1797520000** |
| HDC RailMate HB24 Set | 8 | 1 | **1797530000** |
| Each set consists of: | 1 base plate<br>1 slider<br>2 bottom insert receptacles<br>1 insert receiving frame | | |

## Accessories

| Type | | Qty | Order No. |
|---|---|---|---|
| **Coding set** | | | |
| HDC RailMate COS | 50 pins and plugs<br>6 different code variations | 1 | **1798260000** |
| **Marking labels for laser printers** (1 sheet = 264 labels) | | | |
| LM MT 300 20/8 | silver | 10 sheets | **1686380001** |
| LM MT 300 20/8 | white | 10 sheets | **1686381044** |
| LM MT 300 20/8 | yellow | 10 sheets | **1686381687** |
| **Marking labels for thermal transfer printers** (1 Roll = 10,000 labels) | | | |
| THM MT30X 32/9 | silver | 1 Roll | **1751770001** |
| LM MT 300 20/8 | white | 1 Roll | **1751771044** |
| LM MT 300 20/8 | yellow | 1 Roll | **1751771687** |

## Dimensions

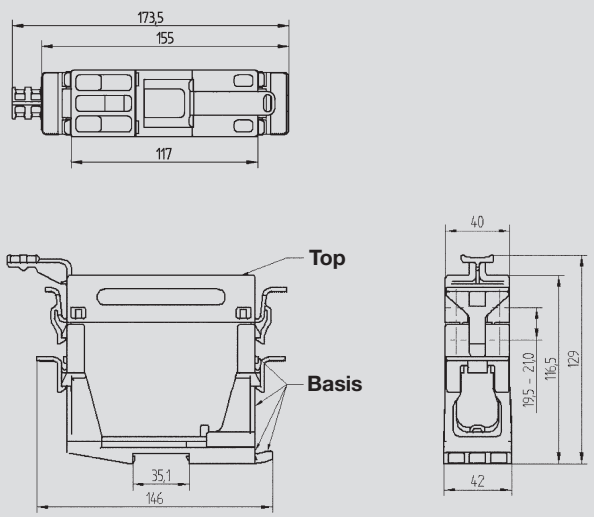

# Tools

## Crimping tools

- Automatic lock guarantees quality crimp
- Release option in case of incorrect operation
- With stop for exact positioning of contacts

### CTX CM 1.6 / 2.5 + CM 3.6

**for turned contacts**

**CTX CM 1.6/2.5** (0.14 ... 2.5 mm²)
- turned HD contacts
- turned HE contacts
- ConCept contacts

**CTX CM 3.6** (4.0 ... 10.0 mm²)
- turned HD contacts
- ConCept M3 contacts and similar designs

### CZB1 + HDC-CM-3

**for turned contacts**

**CZB1**
Crimping tool for HE series male and female contacts in the size range 0.5 … 4.0 mm²
- 4-indent crimp

**HDC-CM-3**
Crimping tool for male and female contacts of CM-3 modules in the size range 1.5 … 10 mm²
- 4-indent crimp

### HDC-CM 20

**Crimping tool**

**HDC-CM-20**
Crimping tool for diameters of 1.0 mm. D-Sub contacts with 0.08 … 0.52 mm² conductor size of ConCept CM-20 module

Length = 230 mm
Weight = 650 g



## Technical data

| Contact description | | CTX CM 1.6/2.5 | CTX CM 3.6 | CZB1 | HDC-CM-3 |
|---|---|---|---|---|---|
| Type of contact | | turned contacts | turned contacts | HE contacts | CM-3 contacts |
| Crimp ranges | | 0.14 ... 2.5 mm² | 4 ... 10 mm² | 0.5 ... 4 mm² | 1.5 ... 10 mm² |
| | | 0.14 ... 0.5 mm² | 4 mm² | | |
| | | 0.75 ... 1 mm² | 6 mm² | | |
| | | 1.5 mm² | 10 mm² | | |
| **Tools data** | | | | | |
| Length | mm | 260 | 260 | 165 | 165 |
| Weight | g | 730 | 730 | 230 | 230 |
| **Note** | | | | | |

## Ordering data

| Type | Qty | Order No. |
|---|---|---|
| CTX CM 1.6/2.5 | 1 | **9018490000** |
| CTX CM 3.6 | 1 | **9018480000** |

| Type | Qty | Order No. |
|---|---|---|
| CZB1 | 1 | **9012710000** |
| HDC-CM-3 | 1 | **1700890000** |

## Ordering data

| Type | Qty | Order No. |
|---|---|---|
| HDC CM 20 | 1 | **1700900000** |

## Removal tools

**Contact removal tools**

(a) (b) (c) (d)

**Removal tools** (a-c)
for contacts CM3, CM5, HD, CM20, HE

### Ordering data

| Type | Qty | Order No. |
|---|---|---|
| Removal Tool CM 3 | 1 | **1866710000** |
| Removal Tool CM 5 | 1 | **1866720000** |
| Removal Tool HD | 1 | **1866730000** |
| Removal Tool CM 20 | 1 | **1866740000** |
| Removal Tool HE | 1 | **1866750000** |
| DW RSV 1.6 | 1 | **9004530000** |

## HDC-DW-MOD

**Module removal tool**

Tool for removing ConCept modules from the frame

### Ordering data

| Type | Qty | Order No. |
|---|---|---|
| HDC-DW-MOD | 1 | **1688200000** |

## ... POF

**Optical fibre tools**

**POF sheath stripping tool AM LWL/POF**

For stripping the sheathing of polymer optical fibre cables.
- Length stop with scale integrated in the tool
- Stripping direction along the fibre
- No damage to fibres

**Polishing wheel (PS LWL/POF)**
**Polishing sheet (PB LWL/POF)**

for polishing the cut face of optical fibres.

**Crimping tool for optical fibre contacts HTX HDC/POF**
- One tool for male and female contacts
- Locator on tool
- No positioning of locator needed
- Release option in case of incorrect operation
- Contacts insert from the side

**Contacts:**
- Fibre optic HD contacts for 1.0 mm cross-section POF

### Ordering data

| Type | Qty | Order No. |
|---|---|---|
| AM LWL/POF | | **9020360000** |
| | | |
| PS LWL/POF | | **9020390000** |
| PB LWL/POF | | **9020400000** |
| | | |
| HTX-HDC/POF | | **9010950000** |

## Coding

### Coding pins

Where several connectors of similar type are arranged on a machine, it is essential to avoid the risk of connectors being inserted in the wrong place.
If you have up to 6 connectors to code, Weidmüller coding pins are the simplest solution. They allow 6 secure coding variations.

In this case, you substitute 2 M3 fastening screws on the female insert by coding pins. On the male insert, you leave the opposing fastening screws where they are and substitute the others by coding pins. You then have a pair of inserts that fit together. The coding diagram illustrates the system.

#### Ordering data

| Type | Qty | Order No. |
|---|---|---|
| SPB-M 3 | 10 | **1203600000** |

Allow 4 coding pins for each connector.

#### Coding arrangement for coding pins

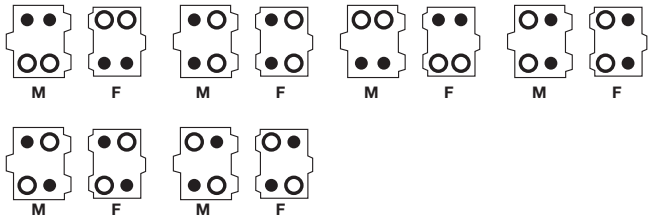




### Coding system

If you have more than 6 connectors of similar type to code, you need coding pins and coding sockets.
Replace all M3 fastening screws of an insert by 2 coding pins and 2 coding sockets. You then fit 2 coding pins and 2 coding sockets to the mating insert, however in complementary arrangement.

Fit coding pins to the other connectors in the same way, but with a different arrangement. The coding diagram illustrates the system.

#### Ordering data

| Type | Qty | Order No. |
|---|---|---|
| DSTV COST4 | 100 | **1471300000** |
| DSTV COST5 | 100 | **1471500000** |

**Cod. socket 5 mm dia** ○
**Cod. pin 4 mm dia** ●

Allow 4 coding pins for each connector

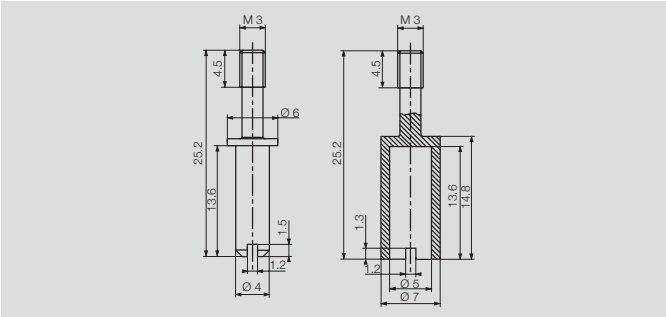


#### Coding arrangement for coding sockets/pins



## Adapter plates, plastic



## Cover plates

## Adapter plates, SUB-D

## Ordering data

| Type | Size | Qty | Order No. |
|---|---|---|---|
| **orange** | | | |
| ADP-8/3-OR | 3 | 10 | **1664980000** |
| ADP-8/4-OR | 4 | 10 | **1665000000** |
| ADP-8/6-OR | 6 | 10 | **1665020000** |
| **grey** | | | |
| ADP-8/3-GR | 3 | 10 | **1664990000** |
| ADP-8/4-GR | 4 | 10 | **1665010000** |
| ADP-8/6-GR | 6 | 10 | **1665030000** |

| Type | Size | Qty | Order No. |
|---|---|---|---|
| **Sheet steel** | | | |
| ABD-1 sheet steel | 1 | 10 | **9457300000** |
| **Plastic, grey** | | | |
| ABD-2-GR | 2 | 10 | **1664330000** |
| ABD-3-GR | 3 | 10 | **1664350000** |
| ABD-4-GR | 4 | 10 | **1664360000** |
| ABD-5-GR | 5 | 10 | **1664370000** |
| ABD-6-GR | 6 | 10 | **1664390000** |
| ABD-8-GR | 8 | 10 | **1664970000** |
| **Plastic, orange** | | | |
| ABD-8-OR | 8 | 10 | **1664960000** |

| Type | Aperture | Qty | Order No. |
|---|---|---|---|
| **Size 3** | | | |
| ADS/6-1/9 | 1 x SUB-D 9 | 10 | **1665940000** |
| ADS/6-2/9 | 2 x SUB-D 9 | 10 | **1665950000** |
| ADS/6-1/15 | 1 x SUB-D 15 | 10 | **1666200000** |
| ADS/6-2/15 | 2 x SUB-D 15 | 10 | **1666210000** |
| **Size 4** | | | |
| ADS/10-1/25 | 1 x SUB-D 25 | 10 | **1666220000** |
| ADS/10-2/25 | 2 x SUB-D 25 | 10 | **1666230000** |
| **Size 6** | | | |
| ADS/16-1/25 | 1 x SUB-D 25 | 10 | **1666320000** |
| ADS/16-2/25 | 2 x SUB-D 25 | 10 | **1666330000** |
| ADS/16-1/37 | 1 x SUB-D 37 | 10 | **1666340000** |
| ADS/16-2/37 | 2 x SUB-D 37 | 10 | **1666350000** |
| ADS/16-1/50 | 1 x SUB-D 50 | 10 | **1666460000** |

## Other accessories

### Gaskets



### Locking foot for TS 35 mounting rail



### Locking hook



Example: DSTV-TS

### Ordering data

| Type | for mounted housing | Qty | Order No. |
|---|---|---|---|
| HDC-HA3 FD | HA-3 | 5 | **1739220000** |
| HDC-HA10 FD | HA-10 | 5 | **1739200000** |
| HDC-HA16 FD | HA-16 | 5 | **1739190000** |
| HDC-HA32 FD | HA-32 | 5 | **1739210000** |
| HDC-HA48 FD | HA-48 | 5 | **1855950000** |
| HDC-HB6 FD | HB-6 | 5 | **1855960000** |
| HDC-HB10 FD | HB-10 | 5 | **1855970000** |
| HDC-HB16 FD | HB-16 | 5 | **1855980000** |
| HDC-HB24 FD | HB-24 | 5 | **1855990000** |
| HDC-HB32 FD | HB-32 | 5 | **1856000000** |
| HDC-HB48 FD | HB-48 | 5 | **1856010000** |
| HDC-HB10 AWVL FD | HB-10 AWVL | 5 | **1855680000** |

| Type | Qty | Order No. |
|---|---|---|
| DSTV-TS 6-24 | 10 | **1595220000** |

For all inserts apart from HA and all inserts of size 1

| Type | Qty | Order No. |
|---|---|---|
| DSTV-TS 6 VH | 10 | **1595220000** |
| DSTV-TS 10-24 VH | 10 | **1595240000** |

For all inserts apart from HA and all inserts of size 1

## Shield lever for sizes 3 (06B), 4 (10B), 6 (16B) and 8 (24B) for fitting of shield clamps or KLBÜ 3–8 SC

### Technical data

| | |
|---|---|
| Use | Clamping of the shield |
| Fastening of shield lever | To PE terminal, both sides, 2nd screw for fixing |
| Cable connection system | Shield clamp or KLBÜ clamping yoke |
| No. shield clamps or KLBÜ clamping yokes | |
| Size 3 (06B) | 1* or 1 |
| Size 4 (10B) | 2* or 2 |
| Size 6 (16B) | 3* or 3 |
| Size 8 (24B) | 5* or 5 |
| | * Fastening points of shield clamp, 16 mm spacing |
| Clamping range shield clamp | see page G.16 |
| Material | Steel |
| Surface | Galvanised |
| Temperature range | –40°C ... +125°C |

### Shield lever

**HDC SHIELD LEVER 3 SC**

| Type | Order No. |
|---|---|
| HDC SHIELD LEVER 3 SC | 1867390000 |

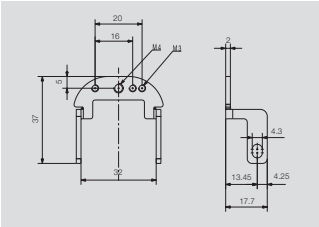

**HDC SHIELD LEVER 4 SC**

| Type | Order No. |
|---|---|
| HDC SHIELD LEVER 4 SC | 1867370000 |

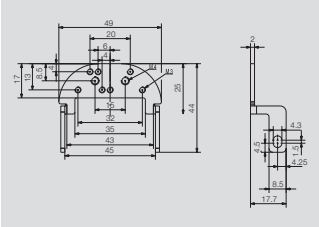

**HDC SHIELD LEVER 6 SC**

| Type | Order No. |
|---|---|
| HDC SHIELD LEVER 6 SC | 1867380000 |

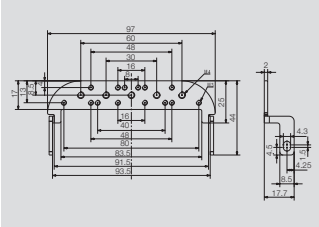

**HDC SHIELD LEVER 8 SC**

| Type | Order No. |
|---|---|
| HDC SHIELD LEVER 8 SC | 1867360000 |

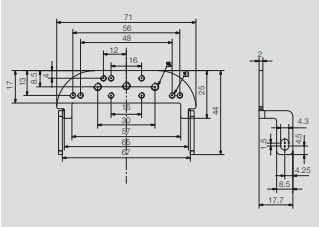

## Other accessories

### Shield clamps for shield levers of size 3 (06B), 4 (10B), 6 (16B) and 8 (24B)

### Technical data

| | | |
|---|---|---|
| Use | Clamps shield on the shield lever | |
| Fastening of shield lever | With supplied fastening accessories | |
| Clamping range shield clamp | Cable diameter mm | Gauge of fastening holes mm |
| Shield clamp 10 mm | 10 | 20 |
| Shield clamp 9 mm | 9 | 20 |
| Shield clamp 8 mm | 8 | 20 |
| Shield clamp 7 mm | 7 | 20 |
| Shield clamp 6 mm | 6 | 16 |
| Shield clamp 5 mm | 5 | 16 |
| Shield clamp 4.5mm | 4.5 | 16 |
| Material | Steel | |
| Surface | Galvanised | |
| Temperature range | –40°C ... +125°C | |

### Shield clamps

| Type | Order No. |
|---|---|
| HDC Shield Clamp 10.0 | **1912250000** |
| HDC Shield Clamp 9 | **1912240000** |
| HDC Shield Clamp 8 | **1912230000** |
| HDC Shield Clamp 7 | **1912220000** |
| HDC Shield Clamp 6 | **1912210000** |
| HDC Shield Clamp 5 | **1912200000** |
| HDC Shield Clamp 4.5 | **1912190000** |

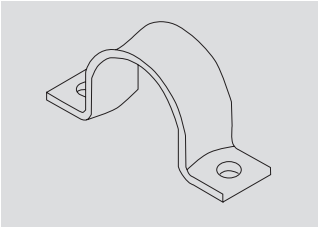

## HDC GRIP PANEL 8 SC

### Technical data

| | |
|---|---|
| Use | To establish direct contact to bulkhead |
| | Fastened with integrated M5 screws |
| Advantages | Broad contact surface gives large-area contact |
| | Low contact resistance; high torsional rigidity |
| | Shield can be connected to grip panel |
| **Material data Grip Panel 8 SC** | |
| Material | Steel |
| Surface | Galvanised |
| Temperature range | -40°C to +125°C |
| **System data** | |
| Size | 24B or 8 |
| | KLBÜ and shield clamps can be used |
| | Cable ties can be used for fixing cable |

### Grip panel

| Type | Order No. |
|---|---|
| HDC GRIP PANEL 8 SC | **1934770000** |

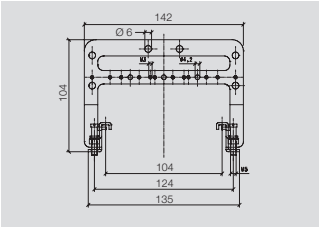

# Cable entries and Cabtite

## Cable entries and Cabtite


| | |
|---|---|
| Selection guide | H.2 |
| Standard cable glands – plastic | H.6 |
| Standard cable glands – brass | H.8 |
| Cable glands for Ex applications – plastic | H.10 |
| Cable glands for Ex applications – brass | H.11 |
| Thread sealing rings | H.12 |
| Blanking plugs | H.13 |
| Cabtite – Cable entry system | H.14 |
| Cabtite – Cable grommets | H.15 |
| Cabtite – Cable entry frames | H.16 |
| Cabtite – Separable cable glands | H.19 |

# Overview

In this section of the catalogue, we offer you a selected range of cable glands specifically for use with the heavy-duty connectors.

Our complete range can be found in the Enclosures catalogue.

# Cable glands

The tables below provide an overview of the Weidmüller cable glands and the recommended accessories.

## Standard glands

| Material/Type | | Approvals | | | | | Thread sealing rings | | | Locknuts | | | |
|---|---|---|---|---|---|---|---|---|---|---|---|---|---|
| | | IP class of protection | | EX | EMV | Armou-ring | CSM | CR | O-ring | grey | black | brass | MS EMC |
| | | without seal | with seal | | | | GWDR…Po | GWDR…NP | | SKMU…K GR | SKMU…K SW | SKMU…MS | SKMU EMV… |
| **Plastic** | | | | | | | | | | | | | |
| | VG … K67 | IP67 | | | | | | | | ● | | | |
| | VG … K68 | IP68 / 5 bar | | | | | | | | ● | | | |
| | VG … K68 SKS | IP68 / 5 bar | | | | | | | | ● | | | |
| **Nickel-plated brass** | | | | | | | | | | | | | |
| | VG … MS54 | IP54 | IP65 | | | | optional | | | | | ● | |
| | VG … MS68 | | IP68 / 5 bar | | | | | | included | | | ● | |
| | VG … MS54-ZE | IP54 | IP65 | | | | optional | | | | | ● | |
| | Stainless steel glands on request | | | | | | | | | | | | |

## Cable glands Ex

| Material/Type | | Approvals | | | | | Thread sealing rings | | | Locknuts | | | |
|---|---|---|---|---|---|---|---|---|---|---|---|---|---|
| | | IP class of protection | | EX | EMV | Armou-ring | CSM | CR | O-ring | grey | black | brass | MS EMC |
| | | without seal | with seal | | | | GWDR…Po | GWDR…NP | | SKMU…K GR | SKMU…K SW | SKMU…MS | SKMU EMV… |
| **Plastic Ex** | | | | | | | | | | | | | |
| | VG … Exe SW | IP66 | IP68 | Exe | | | | optional | | | ● | | |
| | VG … Exi BL | IP66 | IP68 | EExi | | | | optional | | | ● | | |
| **Nickel-plated brass Ex** | | | | | | | | | | | | | |
| | VG … Exe MS | | IP68 / 20 bar | Exe | | | | | included | | | ● | ● |
| | Stainless steel glands on request | | | | | | | | | | | | |

## Blanking plugs

| Material/Type | | Approvals | | | Thread sealing rings | | | Locknuts | | | |
|---|---|---|---|---|---|---|---|---|---|---|---|
| | | IP class of protection | | EX | CSM | CR | O-ring | grey | black | brass | MS EMC |
| | | without seal | with seal | | GWDR…Po | GWDR…NP | | SKMU…K GR | SKMU…K SW | SKMU…MS | SKMU EMV… |
| **Plastic** | | | | | | | | | | | |
| | VP … K54 | IP54 | IP66 | | | | | ● | ● | | |
| **Nickel-plated brass** | | | | | | | | | | | |
| | VP … MS65 | | IP68 | | | | included | | | ● | ● |

# Cable glands

The sizes given here were calculated for multicore cables.

Pleade note the clamping range of the cable gland selected.

| Cross-section | No. of cores | appr. cable mm | | Metric thread | | | | | | | | PG thread with onion gasket | | | | | | | |
|---|---|---|---|---|---|---|---|---|---|---|---|---|---|---|---|---|---|---|---|
| **0.5 mm²** | 2 | 5.7 - | 8.7 | 12 | 16 | 20 | | | | | | 9 | | | | | | | |
| **AWG 20** | 3 | 6.0 - | 9.0 | 12 | 16 | 20 | | | | | | 9 | | | | | | | |
| | 4 | 6.7 - | 9.7 | 12 | 16 | 20 | | | | | | 9 | 11 | | | | | | |
| | 5 | 7.2 - | 10.2 | | 16 | 20 | | | | | | 9 | 11 | 13.5 | 16 | | | | |
| | 6 | 7.6 - | 10.6 | | 16 | 20 | | | | | | 9 | 11 | 13.5 | 16 | | | | |
| | 7 | 8.0 - | 10.6 | | 16 | 20 | | | | | | 9 | 11 | 13.5 | 16 | | | | |
| | 8 | 9.4 - | 12.8 | | 16 | 20 | 25 | | | | | 9 | 11 | 13.5 | 16 | | | | |
| | 10 | 9.4 - | 12.8 | | 16 | 20 | 25 | | | | | 9 | 11 | 13.5 | 16 | | | | |
| | 12 | 9.7 - | 12.9 | | 16 | 20 | 25 | | | | | 9 | 11 | 13.5 | 16 | | | | |
| | 14 | 10.2 - | 13.4 | | | 20 | 25 | | | | | | 11 | 13.5 | 16 | | | | |
| | 16 | 10.7 - | 13.9 | | | 20 | 25 | | | | | | 11 | 13.5 | 16 | | | | |
| | 21 | 12.3 - | 15.1 | | | 20 | 25 | | | | | | | 13.5 | 16 | 21 | | | |
| | 24 | 13.5 - | 16.7 | | | | 25 | 32 | | | | | | 13.5 | 16 | 21 | | | |
| | 30 | 14.3 - | 17.5 | | | | 25 | 32 | | | | | | | 16 | 21 | | | |
| | 35 | 16.0 - | 18.6 | | | | 25 | 32 | | | | | | | | 21 | | | |
| | 40 | 16.6 - | 19.2 | | | | 25 | 32 | 40 | | | | | | | 21 | | | |
| | 52 | 19.2 - | 21.6 | | | | | 32 | 40 | | | | | | | 21 | 29 | | |
| | 61 | 20.3 - | 23.1 | | | | | 32 | 40 | | | | | | | 21 | 29 | | |
| | 80 | 22.9 - | 25.7 | | | | | 32 | 40 | | | | | | | | 29 | 36 | |
| | 100 | 26.4 - | 29.6 | | | | | | 40 | 50 | | | | | | | 29 | 36 | |

| Cross-section | No. of cores | appr. cable mm | | Metric thread | | | | | | | | PG thread with onion gasket | | | | | | | |
|---|---|---|---|---|---|---|---|---|---|---|---|---|---|---|---|---|---|---|---|
| **0.75 mm²** | 2 | 6.8 - | 9.8 | 12 | 16 | 20 | | | | | | 9 | 11 | | | | | | |
| **AWG 18** | 3 | 7.2 - | 9.7 | 12 | 16 | 20 | | | | | | 9 | 11 | | | | | | |
| | 4 | 7.9 - | 10.3 | 12 | 16 | 20 | | | | | | 9 | 11 | | | | | | |
| | 5 | 8.9 - | 10.9 | | 16 | 20 | | | | | | 9 | 11 | 13.5 | 16 | | | | |
| | 6 | 8.9 - | 12.3 | | 16 | 20 | 25 | | | | | 9 | 11 | 13.5 | 16 | | | | |
| | 7 | 9.6 - | 12.3 | | 16 | 20 | 25 | | | | | 9 | 11 | 13.5 | 16 | | | | |
| | 8 | 10.4 - | 13.8 | | | 20 | 25 | | | | | | 11 | 13.5 | 16 | | | | |
| | 9 | 10.7 - | 13.9 | | | 20 | 25 | | | | | | 11 | 13.5 | 16 | | | | |
| | 10 | 10.4 - | 13.8 | | | 20 | 25 | | | | | | 11 | 13.5 | 16 | | | | |
| | 12 | 10.7 - | 13.9 | | | 20 | 25 | | | | | | 11 | 13.5 | 16 | | | | |
| | 15 | 12.3 - | 13.5 | | | 20 | 25 | | | | | | | 13.5 | 16 | | | | |
| | 18 | 13.0 - | 16.2 | | | | 25 | 32 | | | | | | 13.5 | 16 | 21 | | | |
| | 21 | 13.6 - | 16.8 | | | | 25 | 32 | | | | | | 13.5 | 16 | 21 | | | |
| | 25 | 15.9 - | 18.5 | | | | 25 | 32 | | | | | | | | 21 | 29 | | |
| | 32 | 17.1 - | 19.7 | | | | 25 | 32 | | | | | | | | 21 | 29 | | |
| | 40 | 19.0 - | 21.4 | | | | | 32 | 40 | | | | | | | 21 | 29 | | |
| | 50 | 21.3 - | 24.1 | | | | | 32 | 40 | | | | | | | 21 | 29 | | |
| | 61 | 22.6 - | 25.4 | | | | | | 40 | | | | | | | 21 | 29 | 36 | |
| | 80 | 26.1 - | 29.3 | | | | | | 40 | 50 | | | | | | | 29 | 36 | |
| | 100 | 29.4 - | 33.0 | | | | | | 40 | 50 | | | | | | | | 36 | |

| Cross-section | No. of cores | appr. cable mm | | Metric thread | | | | | | | | PG thread with onion gasket | | | | | | | |
|---|---|---|---|---|---|---|---|---|---|---|---|---|---|---|---|---|---|---|---|
| **1 mm²** | 2 | 7.1 - | 10.1 | 12 | 16 | 20 | | | | | | 9 | 11 | | | | | | |
| **AWG 16 – 18** | 3 | 7.5 - | 10.1 | 12 | 16 | 20 | | | | | | 9 | 11 | | | | | | |
| | 4 | 8.4 - | 10.7 | | 16 | 20 | | | | | | 9 | 11 | 13.5 | | | | | |
| | 5 | 9.2 - | 11.4 | | 16 | 20 | 25 | | | | | 9 | 11 | 13.5 | 16 | | | | |
| | 6 | 9.2 - | 12.6 | | 16 | 20 | 25 | | | | | 9 | 11 | 13.5 | 16 | | | | |
| | 7 | 9.2 - | 12.6 | | 16 | 20 | 25 | | | | | 9 | 11 | 13.5 | 16 | | | | |
| | 8 | 11.0 - | 14.4 | | | 20 | 25 | | | | | | 11 | 13.5 | 16 | 21 | | | |
| | 9 | 11.8 - | 15.2 | | | 20 | 25 | 32 | | | | | 11 | 13.5 | 16 | 21 | | | |
| | 10 | 11.0 - | 14.4 | | | 20 | 25 | 32 | | | | | 11 | 13.5 | 16 | 21 | | | |
| | 12 | 11.8 - | 14.6 | | | 20 | 25 | 32 | | | | | 11 | 13.5 | 16 | 21 | | | |
| | 14 | 12.4 - | 15.2 | | | 20 | 25 | 32 | | | | | | 13.5 | 16 | 21 | | | |
| | 16 | 13.0 - | 16.2 | | | | 25 | 32 | | | | | | 13.5 | 16 | 21 | | | |
| | 18 | 13.7 - | 16.9 | | | | 25 | 32 | | | | | | 13.5 | 16 | 21 | | | |
| | 20 | 14.4 - | 17.6 | | | | 25 | 32 | 40 | | | | | | 16 | 21 | | | |
| | 24 | 16.5 - | 19.1 | | | | 25 | 32 | 40 | | | | | | | 21 | 29 | | |
| | 25 | 16.9 - | 19.5 | | | | 25 | 32 | 40 | | | | | | | 21 | 29 | | |
| | 34 | 19.4 - | 21.8 | | | | | 32 | 40 | | | | | | | 21 | 29 | | |
| | 48 | 22.0 - | 24.8 | | | | | | 40 | | | | | | | 21 | 29 | | |
| | 56 | 23.2 - | 26.0 | | | | | | 40 | 50 | | | | | | 21 | 29 | 36 | |
| | 61 | 24.5 - | 27.2 | | | | | | 40 | 50 | | | | | | | 29 | 36 | |
| | 80 | 27.7 - | 30.9 | | | | | | 40 | 50 | | | | | | | | 36 | |
| | 100 | 31.8 - | 35.2 | | | | | | 40 | 50 | 63 | | | | | | | 36 | 42 |

| Cross-section | No. of cores | appr. cable mm | Metric thread | | | | | | | | PG thread with onion gasket | | | | | | | |
|---|---|---|---|---|---|---|---|---|---|---|---|---|---|---|---|---|---|---|
| **1.5 mm²** | 2 | 8.0 - 11.0 | 12 | 16 | 20 | | | | | | 9 | 11 | 13.5 | 16 | | | | |
| **AWG 16** | 3 | 8.7 - 11.0 | | 16 | 20 | 25 | | | | | 9 | 11 | 13.5 | 16 | | | | |
| | 4 | 9.7 - 11.8 | | 16 | 20 | 25 | | | | | 9 | 11 | 13.5 | 16 | | | | |
| | 5 | 10.8 - 13.0 | | | 20 | 25 | | | | | | 11 | 13.5 | 16 | | | | |
| | 6 | 10.8 - 14.2 | | | 20 | 25 | | | | | | 11 | 13.5 | 16 | | | | |
| | 7 | 10.8 - 14.2 | | | 20 | 25 | | | | | | 11 | 13.5 | 16 | | | | |
| | 8 | 13.2 - 16.6 | | | | 25 | 32 | | | | | | 13.5 | 16 | 21 | | | |
| | 11 | 13.6 - 16.8 | | | | 25 | 32 | | | | | | 13.5 | 16 | 21 | | | |
| | 12 | 17.6 - 16.8 | | | | 25 | 32 | | | | | | 13.5 | 16 | 21 | | | |
| | 14 | 14.4 - 17.6 | | | | 25 | 32 | | | | | | | 16 | 21 | | | |
| | 16 | 15.8 - 18.4 | | | | 25 | 32 | | | | | | | 16 | 21 | | | |
| | 18 | 16.6 - 19.2 | | | | 25 | 32 | | | | | | | | 21 | 29 | | |
| | 20 | 17.4 - 20.0 | | | | 25 | 32 | 40 | | | | | | | 21 | 29 | | |
| | 25 | 20.2 - 23.0 | | | | | 32 | 40 | | | | | | | 21 | 29 | | |
| | 32 | 23.8 - 24.5 | | | | | | 40 | | | | | | | | 29 | 36 | |
| | 34 | 22.6 - 25.4 | | | | | | 40 | | | | | | | | 29 | 36 | |
| | 42 | 25.8 - 29.0 | | | | | | 40 | 50 | | | | | | | 29 | 36 | |
| | 50 | 27.0 - 30.2 | | | | | | 40 | 50 | | | | | | | 29 | 36 | |
| | 56 | 27.8 - 31.0 | | | | | | 40 | 50 | | | | | | | 29 | 36 | |
| | 61 | 28.6 - 31.8 | | | | | | 40 | 50 | | | | | | | | 36 | |
| | 80 | 33.0 - 36.4 | | | | | | | 50 | 63 | | | | | | | 36 | 42 |
| | 90 | 34.6 - 37.6 | | | | | | | 50 | 63 | | | | | | | 36 | 42 |
| | 100 | 37.8 - 41.4 | | | | | | | 50 | 63 | | | | | | | | 42 |

| Cross-section | No. of cores | appr. cable mm | Metric thread | | | | | | | | PG thread with onion gasket | | | | | | | |
|---|---|---|---|---|---|---|---|---|---|---|---|---|---|---|---|---|---|---|
| **2.5 mm²** | 2 | 9.8 - 12.8 | | 16 | 20 | 25 | | | | | 9 | 11 | 13.5 | 16 | | | | |
| **AWG 12 – 14** | 3 | 10.6 - 13.4 | | | 20 | 25 | | | | | | 11 | 13.5 | 16 | | | | |
| | 4 | 11.7 - 14.4 | | | 20 | 25 | | | | | | 11 | 13.5 | 16 | | | | |
| | 5 | 13.0 - 16.4 | | | 20 | 25 | 32 | | | | | | 13.5 | 16 | 21 | | | |
| | 6 | 13.3 - 16.7 | | | | 25 | 32 | | | | | | 13.5 | 16 | 21 | | | |
| | 7 | 13.3 - 16.7 | | | | 25 | 32 | | | | | | 13.5 | 16 | 21 | | | |
| | 8 | 17.4 - 20.8 | | | | 25 | 32 | 40 | | | | | | | 21 | 29 | | |
| | 11 | 18.0 - 20.6 | | | | 25 | 32 | 40 | | | | | | | 21 | 29 | | |
| | 16 | 20.6 - 23.4 | | | | | 32 | 40 | | | | | | | 21 | 29 | | |
| | 18 | 21.7 - 24.5 | | | | | | 40 | | | | | | | | 29 | 36 | |
| | 25 | 26.4 - 29.6 | | | | | | 40 | 50 | | | | | | | 29 | 36 | |
| | 34 | 31.3 - 33.1 | | | | | | 40 | 50 | | | | | | | | 36 | 42 |
| | 50 | 37.0 - 39.4 | | | | | | | 50 | 63 | | | | | | | | 42 |
| | 61 | 39.0 - 41.5 | | | | | | | 50 | 63 | | | | | | | | 42 |

| Cross-section | No. of cores | appr. cable mm | Metric thread | | | | | | | | PG thread with onion gasket | | | | | | | |
|---|---|---|---|---|---|---|---|---|---|---|---|---|---|---|---|---|---|---|
| **4 mm²** | 2 | 10.7 - 14.1 | | | 20 | 25 | | | | | | 11 | 13.5 | 16 | 21 | | | |
| **AWG 10 – 12** | 4 | 13.0 - 16.4 | | | | 25 | 32 | | | | | | 13.5 | 16 | 21 | | | |
| | 5 | 14.3 - 17.7 | | | | 25 | 32 | | | | | | | 16 | 21 | | | |
| | 7 | 16.2 - 19.6 | | | | 25 | 32 | | | | | | | | 21 | 29 | 36 | |
| | 11 | approx. 24.5 | | | | | | 40 | | | | | | | | 29 | 36 | |

H

# Standard cable glands – plastic

## Glands – plastic – IP67

Inexpensive alternative for industrial applications - without approvals.

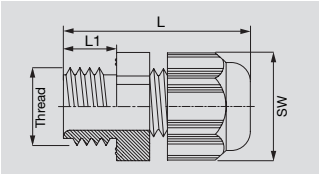


### Technical data

| | |
|---|---|
| Material / colour | Polyamide 6 / RAL 7035 |
| Sealing ring / Sealing insert | - / TPE |
| Temperature range | -20 °C ... 80 °C |
| Class of protection | IP 67 |

| | |
|---|---|
| **Note** | Version with moulded sealing lip<br>Length L varies depending on the cable diameter used |

### Ordering data

| Type | Thread-size | KB | L/L1 | SW | Qty. | Order No. |
|---|---|---|---|---|---|---|
| **metric** | | | | | | |
| VG M12-K67 | M 12 x 1.5 | 3 - 6.5 | 23.9 / 8 | 15 | 100 | **1909660000** |
| VG M16-K67 | M 16 x 1.5 | 4 - 8 | 27.7 / 8 | 19 | 50 | **1909670000** |
| VG M16-K67 | M 16 x 1.5 | 5 - 10 | 29 / 10 | 22 | 50 | **1909680000** |
| VG M20-K67 | M 20 x 1.5 | 6 - 12 | 29.2 / 10 | 24 | 50 | **1909690000** |
| VG M20-K67 | M 20 x 1.5 | 10 - 14 | 32.8 / 10 | 27 | 50 | **1909700000** |
| VG M25-K67 | M 25 x 1.5 | 13 - 18 | 37.9 / 10 | 33 | 25 | **1909710000** |
| VG M32-K67 | M 32 x 1.5 | 18 - 25 | 40.7 / 10 | 42 | 20 | **1909720000** |
| VG M40-K67 | M 40 x 1.5 | 22 - 32 | 51.3 / 10 | 53 | 10 | **1909730000** |
| VG M50-K67 | M 50 x 1.5 | 30 - 38 | 53.5 / 18 | 60 | 10 | **1909740000** |
| VG M63-K67 | M 63 x 1.5 | 34 - 44 | 55 / 18 | 65 | 10 | **1909750000** |
| **PG** | | | | | | |
| VG PG7-K67 | PG 7 | 3 - 6.5 | 23.9 / 8 | 15 | 100 | **1909760000** |
| VG PG9-K67 | PG 9 | 4 - 8 | 27.7 / 8 | 19 | 50 | **1909770000** |
| VG PG11-K67 | PG 11 | 5 - 10 | 29 / 8 | 22 | 50 | **1909780000** |
| VG PG13,5-K67 | PG 13.5 | 6 - 12 | 29.2 / 9 | 24 | 50 | **1909790000** |
| VG PG16-K67 | PG 16 | 10 - 14 | 32.8 / 9 | 27 | 50 | **1909800000** |
| VG PG21-K67 | PG 21 | 13 - 18 | 37.9 / 11 | 33 | 25 | **1909810000** |
| VG PG29-K67 | PG 29 | 18 - 25 | 40.7 / 11 | 42 | 20 | **1909820000** |
| VG PG36-K67 | PG 36 | 22 - 32 | 51.3 / 13 | 53 | 10 | **1909830000** |
| VG PG42-K67 | PG 42 | 30 - 38 | 53.5 / 13 | 60 | 10 | **1909840000** |
| VG PG48-K67 | PG 48 | 34 - 44 | 55 / 14 | 65 | 10 | **1909850000** |

no approvals

## Glands – plastic – IP68

Plastic cable gland for industrial applications where class of protection IP 68 is called for.

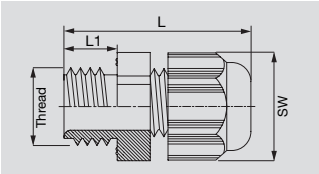


### Technical data

| | |
|---|---|
| Material / colour | Polyamide 6 / RAL 7035 |
| Sealing ring / Sealing insert | - / CR |
| Temperature range | -30 °C ... 80 °C |
| Class of protection | IP 68 - 5 bar |
| Standard | EN 50262 (for metric thread) |

| | |
|---|---|
| **Note** | Version with moulded sealing lip<br>Length L varies depending on the cable diameter used |

### Ordering data

| Type | Thread-size | KB | L/L1 | SW | Qty. | Order No. |
|---|---|---|---|---|---|---|
| **metric** | | | | | | |
| VG M12-1/K68 | M 12 x 1.5 | 3 - 6.5 | 32.4 / 8 | 15 | 100 | **1772280000** |
| VG M16-1/K68 | M 16 x 1.5 | 4.5 - 10 | 35.7 / 10 | 22 | 50 | **1909860000** |
| VG M20-1/K68 | M 20 x 1.5 | 6 - 12 | 41.2 / 10 | 24 | 50 | **1772300000** |
| VG M25-1/K68 | M 25 x 1.5 | 11 - 17 | 43.2 / 8 | 29 | 25 | **1909870000** |
| VG M32-1/K68 | M 32 x 1.5 | 15 - 21 | 50.7 / 10 | 36 | 20 | **1909880000** |
| VG M40-1/K68 | M 40 x 1.5 | 19 - 28 | 55.2 / 10 | 46 | 10 | **1909890000** |
| VG M50-1/K68 | M 50 x 1.5 | 27 - 38 | 70.3 / 18 | 60 | 10 | **1909900000** |
| VG M63-1/K68 | M 63 x 1.5 | 34 - 44 | 72.9 / 18 | 65 | 10 | **1772350000** |
| **PG** | | | | | | |
| VG 7-K68 | PG 7 | 3 - 6.5 | 30.5 / 8 | 15 | 100 | **1568970000** |
| VG 9-K68 | PG 9 | 4 - 8 | 34 / 8 | 19 | 50 | **1568980000** |
| VG 11-K68 | PG 11 | 5 - 10 | 37 / 8 | 22 | 50 | **1568990000** |
| VG 13,5-K68 | PG 13.5 | 6 - 12 | 39 / 9 | 24 | 50 | **1569000000** |
| VG 16-K68 | PG 16 | 10 - 14 | 42.5 / 10 | 27 | 50 | **1569010000** |
| VG 21-K68 | PG 21 | 13 - 18 | 48 / 11 | 33 | 25 | **1569020000** |
| VG 29-K68 | PG 29 | 18 - 25 | 53 / 11 | 42 | 20 | **1569030000** |
| VG 36-K68 | PG 36 | 22 - 32 | 65 / 13 | 53 | 10 | **1569040000** |
| VG 42-K68 | PG 42 | 30 - 38 | 68 / 13 | 60 | 10 | **1569050000** |
| VG 48-K68 | PG 48 | 34 - 44 | 69 / 14 | 65 | 10 | **1718770000** |

VDE for metric version

## Glands – plastic – SKS

Plastic gland with spiral antikink protection especially for flexible connections.

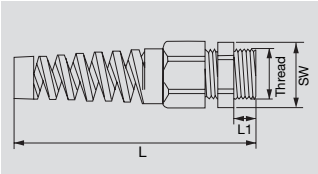


## Technical data

| | |
|---|---|
| Material / colour | Polyamide 6 / RAL 7035 |
| Sealing ring / Sealing insert | - / CR |
| Temperature range | -30 °C ... 80 °C |
| Class of protection | IP 68 - 5 bar |
| Standard | EN 50262 (for metric thread) |
| **Note** | Version with moulded sealing lip<br>Length L varies depending on the cable diameter used |

## Ordering data

| Type | Thread-size | KB | L/L1 | SW | Qty. | Order No. |
|---|---|---|---|---|---|---|
| **metric** | | | | | | |
| VG M12-K68 SKS | M 12 x 1.5 | 3 - 6.5 | 66.5 / 8 | 15 | 100 | **1776700000** |
| VG M16-K68 SKS | M 16 x 1.5 | 5 - 10 | 80 / 10 | 22 | 50 | **1776710000** |
| VG M20-K68 SKS | M 20 x 1.5 | 6 - 12 | 106 / 11 | 24 | 50 | **1778860000** |
| VG M20-K68 SKS | M 20 x 1.5 | 10 - 14 | 106 / 15 | 27 | 50 | **1776720000** |
| VG M25-K68 SKS | M 25 x 1.5 | 13 - 18 | 129 / 15 | 33 | 25 | **1776730000** |
| **PG** | | | | | | |
| VG 7-K68 SKS | PG 7 | 3 - 6.5 | 62 / 8 | 15 | 50 | **1720470000** |
| VG 9-K68 SKS | PG 9 | 4 - 8 | 78 / 8 | 19 | 50 | **1720480000** |
| VG 11-K68 SKS | PG 11 | 5 - 10 | 84 / 8 | 22 | 100 | **1720490000** |
| VG 13,5-K68 SKS | PG 13.5 | 6 - 12 | 105 / 9 | 24 | 50 | **1720500000** |
| VG 16-K68 SKS | PG 16 | 10 - 14 | 117 / 10 | 27 | 25 | **1720510000** |
| VG 21-K68 SKS | PG 21 | 13 - 18 | 130 / 11 | 33 | 20 | **1720520000** |

VDE for metric version

# Standard cable glands – brass

## Glands – brass – IP54

Brass cable gland for industrial applications.

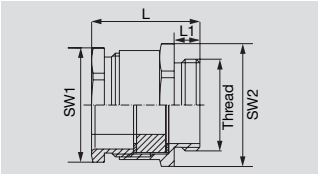


### Technical data

| | |
|---|---|
| Material | Brass, nickel-plated |
| Sealing ring / Sealing insert | - / soft rubber |
| Temperature range | -20 °C ... 60 °C |
| Class of protection / with GWDR | IP 54 / IP 65 |
| Standard | DIN 46320 / C4 |
| **Note** | Optional sealing ring<br>Length L varies depending on the cable diameter used. |

### Ordering data

| Type | Thread-size | KB | L/L1 | SW1/SW2 | Qty. | Order No. |
|---|---|---|---|---|---|---|
| **metric** | | | | | | |
| VG M12-MS54 | M 12 x 1.5 | 5 - 7 | 21.5 / 6 | 14 / 13 | 100 | **1778410000** |
| VG M12-MS54 | M 12 x 1.5 | 6 - 8 | 22 / 6 | 17 / 15 | 100 | **1778400000** |
| VG M16-MS54 | M 16 x 1.5 | 8 - 10 | 26 / 6 | 20 / 18 | 100 | **1778390000** |
| VG M20-MS54 | M 20 x 1.5 | 8 - 10 | 26.5 / 6.5 | 22 / 18 | 50 | **1778380000** |
| VG M20-MS54 | M 20 x 1.5 | 10 - 12 | 26.5 / 6.5 | 22 / 20 | 50 | **1778370000** |
| VG M25-MS54 | M 25 x 1.5 | 12 - 14 | 27.5 / 7 | 27 / 22 | 50 | **1778360000** |
| VG M25-MS54 | M 25 x 1.5 | 15 - 17 | 29.5 / 7 | 30 / 28 | 50 | **1778350000** |
| VG M32-MS54 | M 32 x 1.5 | 24 - 26 | 33 / 8 | 40 / 38 | 25 | **1778340000** |
| VG M40-MS54 | M 40 x 1.5 | 28 - 30 | 33 / 8 | 43 / 37 | 25 | **1778330000** |
| VG M50-MS54 | M 50 x 1.5 | 31 - 33 | 39 / 9 | 55 / 47 | 10 | **1778320000** |
| VG M50-MS54 | M 50 x 1.5 | 39 - 41 | 43 / 9 | 57 / 54 | 5 | **1778310000** |
| VG M63-MS54 | M 63 x 1.5 | 45 - 47 | 45 / 10 | 68 / 60 | 5 | **1778300000** |
| **PG** | | | | | | |
| VG 7-MS54 | PG 7 | 5 - 7 | 20.5 / 5 | 14 / 13 | 100 | **0521500000** |
| VG 9-MS54 | PG 9 | 6 - 8 | 22 / 6 | 17 / 15 | 100 | **0261500000** |
| VG 11-MS54 | PG 11 | 8 - 10 | 26 / 6 | 20 / 18 | 50 | **0260700000** |
| VG 13,5-MS54 | PG 13.5 | 10 - 12 | 26 / 6.5 | 22 / 20 | 50 | **0260800000** |
| VG 16-MS54 | PG 16 | 12 - 14 | 27 / 6.5 | 24 / 22 | 50 | **0261400000** |
| VG 21-MS54 | PG 21 | 15 - 17 | 29.5 / 7 | 30 / 28 | 50 | **0260900000** |
| VG 29-MS54 | PG 29 | 24 - 26 | 33 / 8 | 40 / 37 | 25 | **0261000000** |
| VG 36-MS54 | PG 36 | 33 - 35 | 39 / 9 | 50 / 47 | 20 | **0497600000** |
| VG 42-MS54 | PG 42 | 41 - 43 | 44 / 10 | 57 / 54 | 10 | **0497700000** |
| VG 48-MS54 | PG 48 | 45 - 47 | 45 / 10 | 64 / 60 | 5 | **1718780000** |

Further versions on request

## Half cable glands – brass – IP65

Half cable glands are designed for use in the new HDC RockStar base housings. The combination of half cable gland and housing provides IP 65 class of protection.

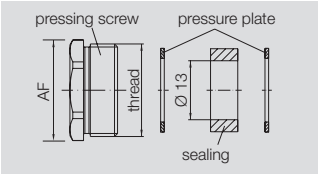


### Technical data

| | |
|---|---|
| Material: | |
| – pressure screw | Nickel-plated brass |
| – sealing ring | SBR / NBR |
| – pressure ring | Polyamide |
| Temperature range | -20°C … +60°C |
| **Note** | |

### Ordering data

| Type | Thread | Clamp. range | AF | Qty | Order No. |
|---|---|---|---|---|---|
| **metric** | | | | | |
| VG H M20 MS | M 20 x 1.5 | 7.0 x 10.0 x 13.0 mm | 20 | 1 | **1921720000** |
| VG H M25 MS | M 25 x 1.5 | 11.5 x 14.5 x 18.0 mm | 25 | 1 | **1921740000** |
| VG H M32 MS | M 32 x 1.5 | 19.0 x 22.0 x 25.0 mm | 32 | 1 | **1921760000** |
| VG H M40 MS | M 40 x 1.5 | 26.0 x 29.0 x 32.0 mm | 40 | 1 | **1921770000** |
| **PG** | | | | | |
| KV 11 - M | PG 11 | 10.0 x 12.5 mm | 18 | 10 | **1656390000** |
| KV 13 - M | PG 13.5 | 10.0 x 11.0 x 12.0 mm | 24 | 10 | **1656400000** |
| KV 16 - M | PG 16 | 10.0 x 12.5 x 15.0 mm | 22 | 10 | **1656410000** |
| KV 21 - M | PG 21 | 13.0 x 16.0 x 19.0 mm | 28 | 10 | **1656420000** |
| KV 29 - M | PG 29 | 21.0 x 24.0 x 27.0 mm | 37 | 10 | **1656430000** |
| KV 42 - M | PG 42 | 41.0 x 42.0 x 43.0 mm | 65 | 5 | **1656450000** |

## Glands – brass – IP68

Brass cable gland for industrial applications where class of protection IP 68 is called for.

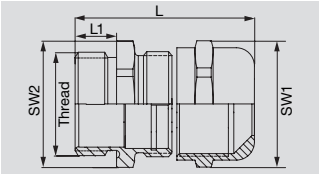


### Technical data

| | |
|---|---|
| Material | Brass, nickel-plated |
| Sealing ring / Sealing insert | - / CR |
| Temperature range | -40 °C ... 100 °C |
| Class of protection / with GWDR | IP 68 / IP 68 - 5 bar |

**Note** Length L varies according to cable diameter used

### Ordering data

| Type | Thread-size | KB | L/L1 | SW1/SW2 | Qty. | Order No. |
|---|---|---|---|---|---|---|
| **metric** | | | | | | |
| VG M12-1/MS68 | M 12 x 1.5 | 3 - 6.5 | 27.2 / 5 | 14 | 50 | **1772200000** |
| VG M16-1/MS68 | M 16 x 1.5 | 4.5 - 10 | 37.3 / 7.5 | 20 | 50 | **1909910000** |
| VG M20-1/MS68 | M 20 x 1.5 | 6 - 12 | 32 / 8 | 22 | 50 | **1772220000** |
| VG M25-1/MS68 | M 25 x 1.5 | 11 - 17 | 42 / 8 | 27 | 25 | **1909920000** |
| VG M32-1/MS68 | M 32 x 1.5 | 15 - 21 | 45 / 8 | 34 | 20 | **1909930000** |
| VG M40-1/MS68 | M 40 x 1.5 | 19 - 28 | 55.1 / 9 | 43 | 20 | **1909940000** |
| VG M50-1/MS68 | M 50 x 1.5 | 27 - 38 | 62.2 / 9 | 58 | 12 | **1909950000** |
| VG M63-1/MS68 | M 63 x 1.5 | 34 - 44 | 63.6 / 14 | 68 / 64 | 12 | **1772270000** |
| **PG** | | | | | | |
| VG 7-MS68 | PG 7 | 3 - 6.5 | 23 / 5 | 14 | 50 | **1569060000** |
| VG 9-MS68 | PG 9 | 4 - 8 | 27 / 6 | 17 | 50 | **1569070000** |
| VG 11-MS68 | PG 11 | 5 - 10 | 28.5 / 6 | 20 | 50 | **1569080000** |
| VG 13,5-MS68 | PG 13.5 | 6 - 12 | 29.5 / 6.5 | 22 | 50 | **1569090000** |
| VG 16-MS68 | PG 16 | 10 - 14 | 29.5 / 6.5 | 24 | 25 | **1569100000** |
| VG 21-MS68 | PG 21 | 13 - 18 | 33.5 / 7 | 30 | 25 | **1569110000** |
| VG 29-MS68 | PG 29 | 18 - 25 | 37.5 / 8 | 40 | 20 | **1569120000** |
| VG 36-MS68 | PG 36 | 22 - 32 | 45 / 9 | 50 | 15 | **1569130000** |
| VG 42-MS68 | PG 42 | 30 - 38 | 47.5 / 10 | 58 | 12 | **1569140000** |
| VG 48-MS68 | PG 48 | 34 - 44 | 50.5 / 10 | 64 | 12 | **1718790000** |

Further versions on request
VDE for metric versions

## Glands – brass – ZE

Brass cable gland with external concentric strain relief by means of clamping jaws.

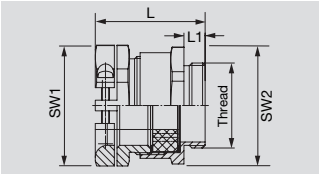


### Technical data

| | |
|---|---|
| Material | Brass, nickel-plated |
| Sealing ring / Sealing insert | - / CR |
| Temperature range | -30 °C ... 90 °C |
| Class of protection / with GWDR | IP 54 / IP 65 |

**Note** Optional sealing ring
Length L varies depending on the cable diameter used.

### Ordering data

| Type | Thread-size | KB | L/L1 | SW1/SW2 | Qty. | Order No. |
|---|---|---|---|---|---|---|
| **metric** | | | | | | |
| VG M12-MS54 ZE | M 12 x 1.5 | 5 - 7 | 21.5 / 6 | 14 | 100 | **1778420000** |
| VG M16-MS54 ZE | M 16 x 1.5 | 4 - 9.5 | 26 / 6 | 18 | 100 | **1778440000** |
| VG M20-MS54 ZE | M 20 x 1.5 | 6 - 11.5 | 26.5 / 6.5 | 22 | 50 | **1778450000** |
| VG M20-MS54 ZE | M 20 x 1.5 | 6 - 13.5 | 26.5 / 6.5 | 22 | 50 | **1778460000** |
| VG M25-MS54 ZE | M 25 x 1.5 | 9 - 21.5 | 29.5 / 7 | 30 | 50 | **1778480000** |
| VG M32-MS54 ZE | M 32 x 1.5 | 17 - 29.5 | 33 / 8 | 39 | 25 | **1778490000** |
| VG M40-MS54 ZE | M 40 x 1.5 | 23 - 36.5 | 33 / 8 | 43 | 25 | **1778500000** |
| VG M50-MS54 ZE | M 50 x 1.5 | 29 - 42.5 | 43 / 9 | 57 | 5 | **1778520000** |
| VG M63-MS54 ZE | M 63 x 1.5 | 35 - 46.5 | 45 / 10 | 68 | 5 | **1778530000** |
| **PG** | | | | | | |
| VG 7-MS54-ZE | PG 7 | 5 - 7 | 27 / 5 | 14 / 16 | 50 | **1718800000** |
| VG 9-MS54-ZE | PG 9 | 4 - 11 | 30.5 / 6 | 17 / 19 | 50 | **1718810000** |
| VG 11-MS54-ZE | PG 11 | 6 - 13 | 31.5 / 6 | 20 / 22 | 50 | **1718820000** |
| VG 13,5-MS54-ZE | PG 13.5 | 6 - 13 | 32 / 6.5 | 22 / 24 | 50 | **1718830000** |
| VG 16-MS54-ZE | PG 16 | 6 - 16 | 33 / 6.5 | 24 / 27 | 50 | **1718840000** |
| VG 21-MS54-ZE | PG 21 | 9 - 20 | 38 / 7 | 30 / 34 | 50 | **1718850000** |
| VG 29-MS54-ZE | PG 29 | 17 - 28 | 43 / 8 | 40 / 42 | 25 | **1718860000** |
| VG 36-MS54-ZE | PG 36 | 23 - 34 | 49.5 / 9 | 50 / 52 | 10 | **1718870000** |
| VG 42-MS54-ZE | PG 42 | 29 - 40 | 53.5 / 10 | 57 / 62 | 5 | **1718880000** |
| VG 48-MS54-ZE | PG 48 | 35 - 46 | 55 / 10 | 64 / 68 | 5 | **1718890000** |

Further versions on request

# Cable glands for Ex applications – plastic

## Glands – plastic – Ex e, IP 66 / IP 68

Black plastic cable gland with integral strain relief - especially for Ex applications.
Complete with integral membrane seal for clean transportation and storage.

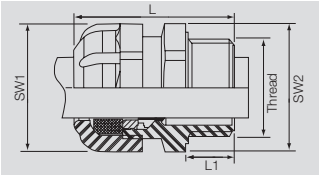


### Technical data

| | |
|---|---|
| Material / colour | Polyamide / RAL 9005 |
| Sealing ring / Sealing insert | - / TPE |
| Temperature range | -20 °C ... 80 °C |
| Class of protection / with GWDR | IP 66 / IP 68 |
| Approval | EEx e II; Ⓔx II 2 GD |
| Test certificate | LCIE 97ATEX6007 X |
| **Note** | Optional sealing ring<br>Length L varies depending on the cable diameter used. |

### Ordering data

| Type | Thread-size | KB | L/L1 | SW1/SW2 | Qty. | Order No. |
|---|---|---|---|---|---|---|
| **metric** | | | | | | |
| VG M16-EXE SW | M 16 x 1.5 | 5 - 8 | 34 / 12 | 19 | 20 | **1737280000** |
| VG M20-EXE SW | M 20 x 1.5 | 8 - 13 | 35 / 12 | 24 | 20 | **1737290000** |
| VG M25-EXE SW | M 25 x 1.5 | 13 - 19 | 42 / 13 | 32 | 20 | **1737300000** |
| VG M32-EXE SW | M 32 x 1.5 | 17 - 25 | 44 / 15 | 41 | 10 | **1737310000** |
| VG M40-EXE SW | M 40 x 1.5 | 24 - 32 | 50 / 15 | 52 | 10 | **1737320000** |
| VG M50-EXE SW | M 50 x 1.5 | 29 - 38 | 56 / 16 | 59 | 5 | **1737330000** |
| VG M63-EXE SW | M 63 x 1.5 | 36 - 44 | 58 / 16 | 65 | 5 | **1737340000** |
| **PG** | | | | | | |
| VG 7-EXE SW | PG 7 | 3.5 - 6 | 27 / 9 | 15 | 50 | **1569360000** |
| VG 9-EXE SW | PG 9 | 5 - 8 | 31 / 9 | 19 | 20 | **1490500000** |
| VG 11-EXE SW | PG 11 | 6 - 10 | 31 / 9 | 22 | 20 | **1490600000** |
| VG 13,5-EXE SW | PG 13.5 | 8 - 13 | 33 / 10 | 24 | 20 | **1490700000** |
| VG 16-EXE SW | PG 16 | 10 - 15 | 33 / 10 | 26 | 20 | **1490800000** |
| VG 21-EXE SW | PG 21 | 13 - 19 | 40 / 11 | 32 | 20 | **1490900000** |
| VG 29-EXE SW | PG 29 | 17 - 25 | 41 / 12 | 41 | 10 | **1491000000** |
| VG 36-EXE SW | PG 36 | 24 - 32 | 49 / 14 | 52 | 10 | **1491100000** |
| VG 42-EXE SW | PG 42 | 28 - 38 | 56 / 16 | 59 | 10 | **1491200000** |
| VG 48-EXE SW | PG 48 | 34 - 44 | 60 / 16 | 65 | 5 | **1718970000** |

Further versions on request

## Glands – plastic – EEx i, IP 66 / IP 68

Blue plastic gland with integral strain relief - especially for Ex applications.
Complete with integral membrane seal for clean transportation and storage.

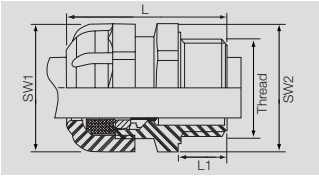


### Technical data

| | |
|---|---|
| Material / colour | Polyamide / RAL 5012 |
| Sealing ring / Sealing insert | - / TPE |
| Temperature range | -20 °C ... 80 °C |
| Class of protection / with GWDR | IP 66 / IP 68 |
| Approval | EEx e II; Ⓔx II 2 GD |
| Test certificate | LCIE 97ATEX6007 X |
| **Note** | Optional sealing ring<br>Length L varies depending on the cable diameter used. |

### Ordering data

| Type | Thread-size | KB | L/L1 | SW1/SW2 | Qty. | Order No. |
|---|---|---|---|---|---|---|
| **metric** | | | | | | |
| VG M16-EXI BL | M 16 x 1.5 | 5 - 8 | 34 / 12 | 19 | 20 | **1737350000** |
| VG M20-EXI BL | M 20 x 1.5 | 8 - 13 | 35 / 12 | 24 | 20 | **1737360000** |
| VG M25-EXI BL | M 25 x 1.5 | 13 - 19 | 42 / 13 | 32 | 20 | **1737370000** |
| VG M32-EXI BL | M 32 x 1.5 | 17 - 25 | 44 / 15 | 41 | 10 | **1737380000** |
| VG M40-EXI BL | M 40 x 1.5 | 24 - 32 | 50 / 15 | 52 | 10 | **1737390000** |
| VG M50-EXI BL | M 50 x 1.5 | 29 - 38 | 56 / 16 | 59 | 5 | **1737400000** |
| VG M63-EXI BL | M 63 x 1.5 | 36 - 44 | 58 / 16 | 65 / 67 | 5 | **1737410000** |
| **PG** | | | | | | |
| VG 7-EXI BL | PG 7 | 3.5 - 6 | 27 / 9 | 15 | 50 | **1569370000** |
| VG 9-EXI BL | PG 9 | 5 - 8 | 31 / 9 | 19 | 20 | **1491300000** |
| VG 11-EXI BL | PG 11 | 6 - 10 | 31 / 9 | 22 | 20 | **1491400000** |
| VG 13,5-EXI BL | PG 13.5 | 8 - 13 | 33 / 10 | 24 | 20 | **1491500000** |
| VG 16-EXI BL | PG 16 | 10 - 15 | 33 / 10 | 26 | 20 | **1491600000** |
| VG 21-EXI BL | PG 21 | 13 - 19 | 40 / 11 | 32 | 20 | **1491700000** |
| VG 29-EXI BL | PG 29 | 17 - 25 | 41 / 12 | 41 | 10 | **1491800000** |
| VG 36-EXI BL | PG 36 | 24 - 32 | 49 / 14 | 52 | 10 | **1491900000** |
| VG 42-EXI BL | PG 42 | 28 - 38 | 56 / 16 | 59 | 10 | **1492000000** |
| VG 48-EXI BL | PG 48 | 34 - 44 | 60 / 16 | 65 | 5 | **1718980000** |

Further versions on request

## Glands – brass – Ex e, IP 68

Brass cable gland for use in Ex applications EEx i und Ex e.

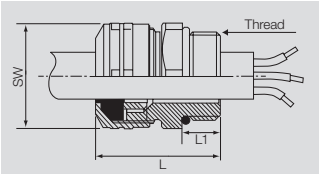


## Technical data

| | |
|---|---|
| Material | Brass, nickel-plated |
| Sealing ring / Sealing insert | - / CR |
| Temperature range | -40 °C ... 100 °C |
| Class of protection / with GWDR | IP 66 / IP 68 - 20 bar |
| Approval | EEx e II; Ex II 2 GD |
| Test certificate | LCIE 97ATEX6005 X |
| **Note** | Length L varies according to cable diameter used |

## Ordering data

| Type | Thread-size | KB | L/L1 | SW | Qty. | Order No. |
|---|---|---|---|---|---|---|
| **metric** | | | | | | |
| VG M16-EXE MS | M 16 x 1.5 | 7 - 11 | 28 / 8 | 22 | 50 | **1737210000** |
| VG M20-EXE MS | M 20 x 1.5 | 8.5 - 13 | 28 / 8 | 24 | 50 | **1737220000** |
| VG M25-EXE MS | M 25 x 1.5 | 13.5 - 18 | 33 / 9 | 30 | 20 | **1737230000** |
| VG M32-EXE MS | M 32 x 1.5 | 17.5 - 25 | 38 / 10 | 41 | 20 | **1737240000** |
| VG M40-EXE MS | M 40 x 1.5 | 24.5 - 33.5 | 49 / 11 | 52 | 10 | **1737250000** |
| VG M50-EXE MS | M 50 x 1.5 | 33 - 43 | 54 / 12 | 63 | 5 | **1737260000** |
| VG M63-EXE MS | M 63 x 1.5 | 43.5 - 55 | 60 / 13 | 77 | 5 | **1737270000** |
| **PG** | | | | | | |
| VG 7-EXE MS | PG 7 | 4 - 8 | 24 / 7 | 18 | 50 | **1718990000** |
| VG 9-EXE MS | PG 9 | 6 - 11 | 28 / 8 | 22 | 50 | **1719000000** |
| VG 11-EXE MS | PG 11 | 7.5 - 13 | 28 / 8 | 24 | 50 | **1719010000** |
| VG 13,5-EXE MS | PG 13.5 | 7.5 - 13 | 32 / 8 | 24 | 50 | **1719020000** |
| VG 16-EXE MS | PG 16 | 12.5 - 18 | 33 / 9 | 30 | 25 | **1719030000** |
| VG 21-EXE MS | PG 21 | 17.5 - 23.5 | 38 / 10 | 41 | 20 | **1719040000** |
| VG 29-EXE MS | PG 29 | 24.5 - 31.5 | 49 / 11 | 52 | 20 | **1719050000** |
| VG 36-EXE MS | PG 36 | 33 - 40.5 | 54 / 12 | 63 | 10 | **1719060000** |
| VG 42-EXE MS | PG 42 | 33 - 43 | 54 / 12 | 63 | 10 | **1719070000** |
| VG 48-EXE MS | PG 48 | 33 - 43 | 60 / 13 | 77 | 5 | **1719080000** |

Further versions - also in stainless steel - available on request

# Thread sealing rings

## Sealing rings – standard

For increasing the class of protection for cable glands and blanking plugs.

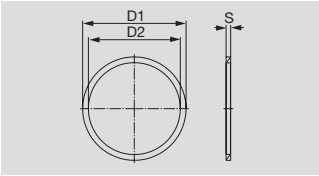


### Technical data

| | |
|---|---|
| Material / colour | Polyethylene / - |
| Temperature range | -30 °C ... 90 °C |
| Standard | DIN 46320 (for PG thread) |

**Note**

### Ordering data

| Type | Thread-size | D1 | D2 | S | Qty. | Order No. |
|---|---|---|---|---|---|---|
| **metric** | | | | | | |
| GWDR M12-PO | M 12 x 1.5 | 16 | 12 | 1.5 | 50 | **1777920000** |
| GWDR M16-PO | M 16 x 1.5 | 20 | 16 | 1.5 | 50 | **1777930000** |
| GWDR M20-PO | M 20 x 1.5 | 24 | 20 | 2 | 100 | **1777940000** |
| GWDR M25-PO | M 25 x 1.5 | 29 | 25 | 2 | 50 | **1777950000** |
| GWDR M32-PO | M 32 x 1.5 | 36 | 32 | 2 | 50 | **1777960000** |
| GWDR M40-PO | M 40 x 1.5 | 44 | 40 | 2 | 50 | **1777970000** |
| GWDR M50-PO | M 50 x 1.5 | 54 | 50 | 2 | 50 | **1777980000** |
| GWDR M63-PO | M 63 x 1.5 | 67 | 63 | 2 | 50 | **1777990000** |
| **PG** | | | | | | |
| GWDR PG7-PO | PG 7 | 16.5 | 12.5 | 1.6 | 100 | **1719440000** |
| GWDR PG9-PO | PG 9 | 19 | 15.3 | 1.6 | 100 | **1719450000** |
| GWDR PG11-PO | PG 11 | 22.5 | 18.6 | 1.8 | 100 | **1719460000** |
| GWDR PG13,5-PO | PG 13.5 | 25 | 20.4 | 1.8 | 100 | **1719470000** |
| GWDR PG16-PO | PG 16 | 27 | 22.5 | 1.8 | 100 | **1719480000** |
| GWDR PG21-PO | PG 21 | 33.5 | 28.5 | 2.2 | 100 | **1719490000** |
| GWDR PG29-PO | PG 29 | 43.5 | 37 | 2.2 | 50 | **1719500000** |
| GWDR PG36-PO | PG 36 | 55 | 47 | 2.7 | 50 | **1719510000** |
| GWDR PG42-PO | PG 42 | 63 | 54 | 3.2 | 10 | **1719520000** |
| GWDR PG48-PO | PG 48 | 69 | 59.3 | 3.2 | 5 | **1719530000** |

Further versions on request

## Sealing rings – 9005

For increasing the class of protection for cable glands and blanking plugs - recommended for use in Ex applications.

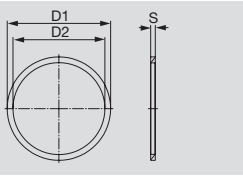


### Technical data

| | |
|---|---|
| Material / colour | Neoprene / RAL 9005 |
| Temperature range | -40 °C ... 100 °C |
| Standard | DIN 46320 (for PG thread) |

**Note**

### Ordering data

| Type | Thread-size | D1 | D2 | S | Qty. | Order No. |
|---|---|---|---|---|---|---|
| **metric** | | | | | | |
| GWDR M12-NP | M 12 | 18 | 12 | 1.2 | 50 | **1913320000** |
| GWDR M16-NP | M 16 | 22 | 16 | 1.2 | 50 | **1736230000** |
| GWDR M20-NP | M 20 | 24 | 20 | 1.2 | 50 | **1736240000** |
| GWDR M25-NP | M 25 | 30 | 25 | 1.5 | 50 | **1736250000** |
| GWDR M32-NP | M 32 | 42 | 32 | 1.5 | 50 | **1736260000** |
| GWDR M40-NP | M 40 | 52 | 40 | 1.5 | 20 | **1736270000** |
| GWDR M50-NP | M 50 | 63 | 50 | 1.5 | 20 | **1736280000** |
| GWDR M63-NP | M 63 | 77 | 63 | 2 | 10 | **1736290000** |
| **PG** | | | | | | |
| GWDR PG7-NP | PG 7 | 17 | 11.6 | 1.2 | 100 | **1719540000** |
| GWDR PG9-NP | PG 9 | 21 | 14 | 1.2 | 100 | **1719550000** |
| GWDR PG11-NP | PG 11 | 24 | 17 | 1.2 | 100 | **1719560000** |
| GWDR PG13,5-NP | PG 13.5 | 27 | 19.5 | 1.2 | 100 | **1719570000** |
| GWDR PG16-NP | PG 16 | 30 | 22.5 | 1.2 | 100 | **1719580000** |
| GWDR PG21-NP | PG 21 | 35 | 28.3 | 1.5 | 100 | **1719590000** |
| GWDR PG29-NP | PG 29 | 45 | 37 | 1.5 | 50 | **1719600000** |
| GWDR PG36-NP | PG 36 | 60 | 47 | 1.5 | 20 | **1719610000** |
| GWDR PG42-NP | PG 42 | 65 | 54 | 1.5 | 10 | **1719620000** |
| GWDR PG48-NP | PG 48 | 71 | 59.3 | 1.5 | 5 | **1719630000** |

Further versions on request

## Sealing plugs – plastic

For sealing surplus threaded holes to maintain the IP class of protection.

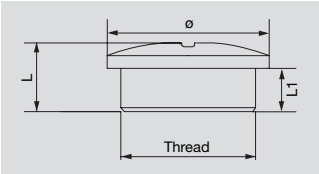


### Technical data

| | |
|---|---|
| Material / colour | Polyamide 6 / RAL 7035 |
| Sealing ring | - |
| Temperature range | -40 °C ... 100 °C |
| Class of protection / with GWDR | IP 54 / IP 66 |
| Standard | DIN 46320 (for PG thread) |
| **Note** | Optional sealing ring |

### Ordering data

| Type | Thread-size | L | L1 | Top dia. | Qty. | Order No. |
|---|---|---|---|---|---|---|
| **metric** | | | | | | |
| VP M12 K54 | M 12 x 1.5 | 10 | 6 | 15 | 100 | **1776930000** |
| VP M16 K54 | M 16 x 1.5 | 11.5 | 7 | 19 | 100 | **1776920000** |
| VP M20 K54 | M 20 x 1.5 | 12.5 | 7.5 | 22 | 100 | **1776910000** |
| VP M25 K54 | M 25 x 1.5 | 15 | 11 | 27 | 100 | **1776900000** |
| VP M32 K54 | M 32 x 1.5 | 16 | 11 | 34 | 100 | **1776940000** |
| VP M40 K54 | M 40 x 1.5 | 18 | 12 | 42 | 50 | **1776950000** |
| VP M50 K54 | M 50 x 1.5 | 20 | 13 | 52 | 25 | **1776960000** |
| VP M63 K54 | M 63 x 1.5 | 20 | 14 | 65 | 50 | **1776970000** |
| **PG** | | | | | | |
| VP 7-K54 | PG 7 | 8 | 6 | 15 | 50 | **1719250000** |
| VP 9-K54 | PG 9 | 9 | 6 | 19 | 100 | **0294760000** |
| VP 11-K54 | PG 11 | 10.5 | 6.5 | 22 | 100 | **0294860000** |
| VP 13,5-K54 | PG 13.5 | 9.5 | 6 | 25 | 100 | **0294960000** |
| VP 16-K54 | PG 16 | 9.5 | 6 | 27 | 100 | **0295060000** |
| VP 21-K54 | PG 21 | 11 | 8 | 33 | 100 | **0295160000** |
| VP 29-K54 | PG 29 | 12 | 8 | 44 | 50 | **0501160000** |
| VP 36-K54 | PG 36 | 15 | 10 | 55 | 25 | **0501260000** |
| VP 42-K54 | PG 42 | 16 | 10 | 62 | 10 | **0501360000** |
| VP 48-K54 | PG 48 | 16 | 12 | 69 | 5 | **1719260000** |

Further versions on request

## Sealing plugs – brass

For sealing surplus threaded holes to maintain the IP class of protection.

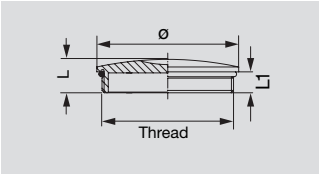


### Technical data

| | |
|---|---|
| Material / colour | Brass, nickel-plated / - |
| Sealing ring | - |
| Temperature range | -30 °C ... 100 °C |
| Class of protection / with GWDR | - / IP 68 |
| **Note** | |

### Ordering data

| Type | Thread-size | L | L1 | Top dia. | Qty. | Order No. |
|---|---|---|---|---|---|---|
| **metric** | | | | | | |
| VP M12-MS65 | M 12 x 1.5 | 7.4 | 5 | 14 | 100 | **1777720000** |
| VP M16-MS65 | M 16 x 1.5 | 8 | 6 | 20 | 100 | **1777730000** |
| VP M20-MS65 | M 20 x 1.5 | 9.4 | 6.5 | 22 | 100 | **1777740000** |
| VP M25-MS65 | M 25 x 1.5 | 10.8 | 7 | 28 | 100 | **1777750000** |
| VP M32-MS65 | M 32 x 1.5 | 11.6 | 8 | 35 | 50 | **1777760000** |
| VP M40-MS65 | M 40 x 1.5 | 12.3 | 8 | 45 | 50 | **1777770000** |
| VP M50-MS65 | M 50 x 1.5 | 15 | 9 | 55 | 25 | **1777780000** |
| VP M63-MS65 | M 63 x 1.5 | 18 | 10 | 68 | 10 | **1777790000** |
| **PG** | | | | | | |
| VP 7-MS65 | PG 7 | 8 | 5 | 15 | 100 | **0521600000** |
| VP 9-MS65 | PG 9 | 8 | 4.5 | 18 | 100 | **0294700000** |
| VP 11-MS65 | PG 11 | 8 | 5 | 22 | 100 | **0294800000** |
| VP 13,5-MS65 | PG 13.5 | 9.5 | 6 | 24 | 100 | **0294900000** |
| VP 16-MS65 | PG 16 | 9 | 6 | 26 | 100 | **0295000000** |
| VP 21-MS65 | PG 21 | 11 | 6 | 32 | 100 | **0295100000** |
| VP 29-MS65 | PG 29 | 12 | 8 | 40 | 50 | **0501100000** |
| VP 36-MS65 | PG 36 | 15 | 9 | 50 | 25 | **0501200000** |
| VP 42-MS65 | PG 42 | 16 | 10 | 57 | 10 | **0501300000** |
| VP 48-MS65 | PG 48 | 16 | 10 | 64 | 5 | **1719270000** |

Further versions on request

## Cabtite – Cable entry system

Do you really need a plug-in connector on the outside of your switchgear cabinet?
Or do you simply just want to make the right connections?
Now you can save space, time and money with Cabtite.
Cabtite makes it possible for you to insert your pre-assembled connectors through the cabinet wall and, at the same time, achieves a minimum protection classification of IP54.
The manufacturer's guarantee remains valid because the cable does not have to be cut.
The individual elements of the system result in countless combination options because the same sealing grommets are utilised for the entry frames and the cable glands.
In particular, when used for measurement circuits, servo cables, computer cables or fieldbus systems, Cabtite is suitable for use in the following applications:

- Control engineering
- Switchgear cabinet manufacture
- Motor vehicle manufacture
- Systems engineering
- Mechanical engineering
- Electrical installation

### Cabtite KEL SNAP frame

### Separable cable gland Cabtite KVT

### Cabtite sample set

Get a feel for the Cabtite system with our Cabtite sample set. It contains cable entry frames, snap frames, separable cable glands as well as diverse cable grommets.

### Ordering data

| Type | Qty | Order No. |
|---|---|---|
| Cabtite Sample Kit | 1 | **1849780000** |

## HDC KT ...

Cable grommets, small

Cable grommets
for ASI cables

## HDC KT ...

Cable grommets, large

Blanking plugs



Adapter grommet

## Technical data

| | |
|---|---|
| Material, grey | Free from elastomers, halogens and silicone |
| Material, black | Elastomers with very high chemical resistance |
| Temperature range | –20 °C ... 80 °C |
| UL94 flammability rating | V0 |

## Technical data

| | |
|---|---|
| Material, grey | Free from elastomers, halogens and silicone |
| Material, black | Elastomers with very high chemical resistance |
| Temperature range | –20°C ... 80 °C |
| UL94 flammability rating | V0 |

## Ordering data

| Type | Clamping range [mm] | Qty | Order No. grey | Order No. black |
|---|---|---|---|---|
| HDC KT 3 | 3–4 | 10 | **1826460000** | **1827790000** |
| HDC KT 4 | 4–5 | 10 | **1826470000** | **1827800000** |
| HDC KT 5 | 5–6 | 10 | **1826480000** | **1827810000** |
| HDC KT 6 | 6–7 | 10 | **1826490000** | **1827830000** |
| HDC KT 7 | 7–8 | 10 | **1826500000** | **1827840000** |
| HDC KT 8 | 8–9 | 10 | **1826510000** | **1827850000** |
| HDC KT 9 | 9–10 | 10 | **1826520000** | **1827860000** |
| HDC KT 10 | 10–11 | 10 | **1826530000** | **1827870000** |
| HDC KT 11 | 11–12 | 10 | **1826540000** | **1827880000** |
| HDC KT 12 | 12–13 | 10 | **1826550000** | **1827890000** |
| HDC KT 13 | 13–14 | 10 | **1826560000** | **1827900000** |
| HDC KT 14 | 14–15 | 10 | **1826570000** | **1827910000** |
| HDC KT 15 | 15–16 | 10 | **1826580000** | **1827920000** |
| HDC KTS 16 | 16–17 | 10 | **1826590000** | **1827930000** |
| HDC KTS 17 | 17–18 | 10 | **1826600000** | **1827940000** |
| **for ASI cables** | | | | |
| HDC KT-ASI | | 10 | **1826610000** | **1828120000** |
| **2 or 4 openings** | | | | |
| HDC KT 2/4 | 2 x 4 | 10 | **1826620000** | **1828130000** |
| HDC KT 2/5 | 2 x 5 | 10 | **1826630000** | **1828140000** |
| HDC KT 2/6 | 2 x 6 | 10 | **1826640000** | **1828150000** |
| HDC KT 4/5 | 4 x 5 | 10 | **1826650000** | **1828160000** |
| **Blanking plugs, small** | | | | |
| HDC BTK | | 10 | **1828170000** | **1828200000** |

## Ordering data

| Type | Clamping range [mm] | Qty | Order No. grey | Order No. black |
|---|---|---|---|---|
| HDC KT 16 | 16–17 | 10 | **1825950000** | **1827950000** |
| HDC KT 17 | 17–18 | 10 | **1826300000** | **1827960000** |
| HDC KT 18 | 18–19 | 10 | **1826310000** | **1827970000** |
| HDC KT 19 | 19–20 | 10 | **1826320000** | **1827980000** |
| HDC KT 20 | 20–21 | 10 | **1826330000** | **1827990000** |
| HDC KT 21 | 21–22 | 10 | **1826340000** | **1828000000** |
| HDC KT 22 | 22–23 | 10 | **1826350000** | **1828010000** |
| HDC KT 23 | 23–24 | 10 | **1826360000** | **1828020000** |
| HDC KT 24 | 24–25 | 10 | **1826370000** | **1828030000** |
| HDC KT 25 | 25–26 | 10 | **1826380000** | **1828040000** |
| HDC KT 26 | 26–27 | 10 | **1826390000** | **1828050000** |
| HDC KT 27 | 27–28 | 10 | **1826400000** | **1828060000** |
| HDC KT 28 | 28–29 | 10 | **1826410000** | **1828070000** |
| HDC KT 29 | 29–30 | 10 | **1826420000** | **1828080000** |
| HDC KT 30 | 31–32 | 10 | **1826430000** | **1828090000** |
| HDC KT 32 | 32–33 | 10 | **1826440000** | **1828100000** |
| HDC KT 34 | 33–34 | 10 | **1826450000** | **1828110000** |
| **Adapter grommet, large (for small cable grommets)** | | | | |
| HDC ATG | | 10 | **1828190000** | **1828220000** |
| **Blanking plugs, large** | | | | |
| HDC BTG | | 10 | **1828180000** | **1828210000** |

# Cabtite KEL

**Cabtite KEL**

The rectangular panel cutout frames fit exactly into the standard cutout for heavy-duty connectors.
This makes it possible to accommodate up to 40 connectors in a very confined space.

- Feeds through prefabricated wiring in confined spaces.
- Two-piece, two-tier system
- Fast and easy mounting
- Standard panel cutout frames for 16- and 24-pole industrial plug-in connectors
- The predefined gap achieves a minimum class of protection of IP54
- Large numbers of cables in very confined spaces
- Retrofitting of prefabricated wiring also possible
- The manufacturer's guarantee covering the prefabricated cables remains valid
- Integral strain relief to VDE 0619
- Locknuts ensure that working "overhead" is safe and simple



**Cabtite KEL SNAP frame**

Snap frame for mounting the cable entry frame in the switchgear cabinet.

- The KEL can be fitted quickly without tools
- The KEL need not be fitted or removed to add or remove individual cables
- The drilling pattern is identical with that of the KEL
- Seals are already integrated on both sides
- Switchgear cabinets can be fitted with KEL SNAP in advance
- KEL SNAP is available for KEL 16 and KEL 24



**Operating mode**

1. The grommet is fitted around the cable.
   **Important:**
   Choose a grommet with an appropriate clamping range for the diameter of the cable!

2. Press the grommet with the cable into the open cable entry frame.
   **Important:**
   The flat side of the grommet must face upwards!



3. Assemble the two halves of the cable entry frame using the M5x50 Allen screws supplied. This achieves integral strain relief in accordance with VDE 0619 (VDE = German Association for Electrical, Electronic and Information Technologies).

4. Finally, the rubber seal is glued around the cabinet panel cutout and the cable entry frame is secured with 4 screws. The cable entry is now complete, and has a protection class of IP54!

**Advantage:** The panel cutout frames are the same as those used for heavy-duty connectors. They are supplied by the switchgear cabinet manufacturers. You do not require a new punching die!

## HDC KEL 16

### Size equivalent to 16-pole HE inserts

KEL 16/8 with 8 small grommets

KEL 16/4 closed half-shell and 4 small grommets

Snap frame
KEL 16 SNAP

### Technical data

| | |
|---|---|
| Material | Polyamide, free from halogenes and silicone |
| Colour | black |
| Temperature range | –20°C ... 80°C |
| Class of protection | IP54, when the correct cable grommet is selected |
| UL94 flammability rating | V0 |

### Ordering data

| Type | Number of grommet positions small | Number of grommet positions large | Qty | Order No. |
|---|---|---|---|---|
| HDC KEL 16/2 | – | 2 | 10 | **1825860000** |
| HDC KEL 16/4 | 4 | – *) | 10 | **1825900000** |
| HDC KEL 16/5 | 4 | 1 | 10 | **1849770000** |
| HDC KEL 16/8 | 8 | – | 10 | **1825910000** |
| **Snap frame** | | | | |
| HDC KEL 16 SNAP | | | 10 | **1827770000** |

*) with closed half shell

### Dimensions

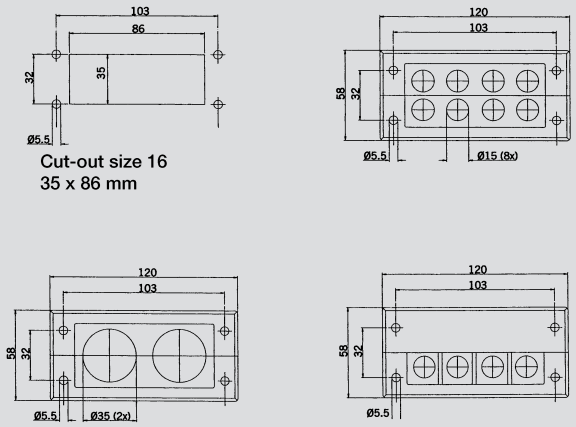


## HDC KEL 24

### Size equivalent to 24-pole HE inserts

KEL 24/10 with 10 small grommets

KEL 24/7 with 1 large and 6 small grommets

Snap frame
KEL 24 SNAP

### Technical data

| | |
|---|---|
| Material | Polyamide, free from halogenes and silicone |
| Colour | black |
| Temperature range | –20°C ... 80 °C |
| Class of protection | IP54, when the correct cable grommet is selected |
| UL94 flammability rating | V0 |

### Ordering data

| Typ | Number of grommet positions small | Number of grommet positions large | Qty | Order No. |
|---|---|---|---|---|
| HDC KEL 24/4 | 2 | 2 | 10 | **1825930000** |
| HDC KEL 24/5 | 5 | – *) | 10 | **1825940000** |
| HDC KEL 24/7 | 6 | 1 | 10 | **1849760000** |
| HDC KEL 24/10 | 10 | – | 10 | **1827760000** |
| **Snap frame** | | | | |
| HDC KEL 24 SNAP | | | 10 | **1827780000** |

*) with closed half shell

### Dimensions

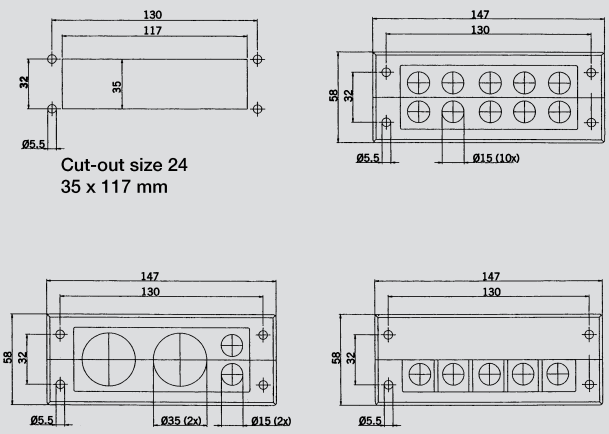

## Cable clamping rail Cabtite KEL-EMV

Feeds through prefabricated cables without interrupting the shielding

**Advantages:**

- Direct, simple and quick contact with the enclosure
- Two-tier version saves space with up to 10 cables
- Strain relief without cable ties in accordance with VDE 0619
- No EMC cable glands necessary for mains-generated interference sources
- Low-impedance shielding contact
- Seals using outer sheath and not the shield = higher class of protection!
- Trouble-free retrofitting

### Technical data

| | |
|---|---|
| Material | Stainless steel |

### Ordering data

| Type | for | Qty | Order No. |
|---|---|---|---|
| HDC KEL EMV 16/4 | KEL 16 | 10 | **1825750000** |
| HDC KEL EMV 24/5 | KEL 24 | 10 | **1825760000** |
| HDC KEL EMV x/3 | KEL 16 and KEL 24 transverse | 10 | **1825770000** |

## Cabtite KVT

KVTs are used to feed through prefabricated cables when space is tight or only a few cables are required. As is the case with its big brother, the KEL, this product is also a two-piece system for easy assembly using the same cable grommets. The preassembled KVT 32 can be used for hole diameters up to 35 mm, the KVT 63 for hole diameters up to 65 mm. A sealing ring is also included.

- This two-piece system means that the size of the plug-in connector to be fed through is limited only by the size of the hole diameter.
- Two-piece two-tier system
- Fast and easy mounting
- The predefined gap achieves a minimum class of protection of IP54
- Large numbers of cables in very confined spaces
- Retrofitting of prefabricated wiring also possible
- The manufacturer's guarantee covering the prefabricated cables remains valid
- Integral strain relief to VDE 0619

KVT 32

Locknut for D-Sub 9
KGM-SUB-D9

KVT 63-1

## Technical data

| | |
|---|---|
| Material | Polyamide, free from halogens and silicone |
| Class of protection | IP54, when the correct cable grommet is selected |
| Temperature range | –5°C ... 70°C |
| UL94 flammability rating | V0 |

## Ordering data

| Type | Thread | For grommet small | For grommet large | Qty | Order No. white | Order No. black |
|---|---|---|---|---|---|---|
| HDC KVT 25 | M 25 x 1.5 | 1 | - | 10 | **1826660000** | **1828260000** |
| HDC KVT 32 | M 32 x 1.5 | 1 | - | 10 | **1826670000** | **1828270000** |
| HDC KVT 63-4 | M 63 x 1.5 | 4 | - | 5 | **1828230000** | **1828280000** |
| HDC KVT 63-1 | M 63 x 1.5 | - | 1 | 5 | **1828240000** | **1828290000** |
| Note: HDC KVT 63-x types are supplied with a locknut. | | | | | | |
| **Locknut for D-Sub 9** | | | | | | |
| KGM-SUB-D9 | M 32 x 1.5 | | | 10 | **1828250000** | **1828300000** |

## Operating mode

1. The grommet is fitted around the cable.
   **Important:**
   Choose an appropriately sized grommet for the diameter of the cable!

2. Press the grommet with the cable into the open cable gland. The flat sides of the grommet must face upwards when fitting the KVT 63/4!



3. Squeeze the two halves of the cable gland together until they lock together with an audible "click".




4. Place the seal, which is also supplied, over the thread. Then fit the cable gland into the hole and, if necessary, secure it with a locknut.



# Weidmüller Service


**Weidmüller Service**

Bespoke services: best advice, best solutions V.2

Overview of services V.3

Digital support: RailDesigner®, M-Print® PRO, Online catalogue V.5

# Best advice, best solutions

### Services tailored to customers' needs

Service – at Weidmüller that means diversity. And it also means that you can take advantage of our comprehensive resources:

- Production of terminal rails and enclosures fitted with our modular terminals and other modules, and prewired
- Fitting of cable glands and the marking of terminals, conductors and enclosures according to your specification
- Competence in the processing of enclosure materials such as aluminium, plastics, sheet steel and stainless steel
- Flexibility in the product selection: besides Weidmüller products we can also integrate yours and even those of other manufacturers

This range of services enables Weidmüller to act as an external service provider to increase your capacities. And demanding standards guarantee a high level of quality every time.

### The best advice for the best solutions

The start of a good partnership is always characterised by an intensive exchange of information to define the respective positions. Our contribution focuses on detailed advice with respect to:

- Optimum choice of products
- Practical pre-assembly
- Integration into your systems
- Consideration of requirements such as certification, classes of protection or hazard protection as required by your industry

That avoids mistakes right from the start – totally in keeping with the effective handling of the project, totally in keeping with perfect results. Our experience helps you create the foundation for good business and satisfied customers.

# Overview of services



**Production of terminal rails**
Terminal rails are manufactured from steel, stainless steel, aluminium or copper to suit the diverse applications. And we can produce terminal rails with elongated or round holes, or in other forms to suit your requirements exactly. Terminal rails are fitted with modular terminals or electronic products, prewired and marked according to your specification.

**The benefits for you**
- No need to procure individual components
- No need to mount individual components
- No unnecessary stocks
- Just one order number for your pre-assembled terminal rail
- Constant high quality

**Production of enclosures**
High-tech brings benefits. Our state-of-the-art production methods open up new options for you:
- Inclusion of holes and threads in the enclosure
- Enclosure cover with hinges and other accessories if required
- More complex machining such as milling of contours or reaming of holes
- Special paint finishes: To protect against the effects of the weather, your enclosures can be painted individually. Simply specify the colour and printing you require. Special paint finishes and powder coating are also possible.

Enclosures are adapted to suit the intended application exactly. You get a tailored, individual product and the quality is guaranteed by our adherence to demanding standards.

**The benefits for you**
- Enclosures in various sizes and materials
- Inclusion of optional accessories such as hinges and locks
- Complex machining processes and special packaging

**Cable ducts and individual accessories**
In some electrical installations cable ducts can be used to improve clarity and operating safety. If required, we can integrate such cable ducts for individual switchgear such as contactors, automatic devices or control equipment. That guarantees better clarity.

**The benefits for you**
- Large range of different cable entries
- Enhanced flexibility thanks to the ordering of products ready to connect
- Space-, time- and cost-saving installation thanks to the Cabtite cable entry system

# Overview of services



**Heavy-duty connectors**
To help ensure that your switchgear cabinets and installations are put into operation without delay, Weidmüller can supply prefabricated components such as heavy-duty connectors. These are assembled and prewired according to your specification and are supplied ready to connect. If required, we can also supply the finished enclosure with the heavy-duty connectors already integrated. The ConCept heavy-duty connector system from Weidmüller renders possible a whole series of applications. This modular system enables the flexible combination with different modules, crimping and cabling – all-inclusive if required.

**The benefits for you**
- Special requirements with respect to font, number of characters, material and printing durability for your markers
- Prewiring of connectors saves you valuable installation time
- Modular connector system can be ordered pre-crimped



**Marking**
Whether multi-line labelling, white or coloured terminal markers or group designations, the Weidmüller range can cater for every marking task – fast, clear and according to European standards. However, we can also supply you with preprinted markers to match your specification. Simply tell us the type of marker you require, the colour, the printing sequence and the text, and we'll look after the rest. If required, we can also install the finished markers during assembly.

**Equipment labelling**
Device markers are essential for marking your electrical installations. Therefore, Weidmüller can supply rating plates designed specially for your application. A wide range of different shapes, colours, materials and fixings – riveted, screwed or bonded with adhesive – are available from which to choose. And a whole range of different fonts mean that we can handle every request.

**Integration of special accessories**
In some cases it is necessary to integrate special accessories. This is no problem for Weidmüller because we can integrate buttons, switches, warning lamps, plugs or couplings – all properly planned, fitted, connected and tested. And that includes the products of other manufacturers as well as our own. We shall also be happy to advise you on standard accessories such as hinges.

**The benefits for you**
- Rating plates in various materials
- Individual printing or laser engraving
- Equipment and accessories to your specification

# Digital support

**RailDesigner®**

RailDesigner® is a Weidmüller program for planning, assembling and ordering both terminal rails and enclosures. And it's so easy to use:

- Fast acquisition of all necessary data
- Realistic-looking graphic user interface and ideal conditions for simple assembly of your terminal rails and enclosures with all the necessary components
- Simply clip on all the products you need and add accessories such as markers or cross-connectors
- To configure an individual enclosure, simply choose an enclosure type from a standard range and then add holes and other accessories to suit your requirements

These parameters form the foundation for a perfect software assistant. You can view the enclosure on the screen complete with all the configured products, and print out a hardcopy, or simply send the file to Weidmüller via e-mail in the form of an order. RailDesigner® provides you with optimum planning security and clarity during the design phase. And hence simplifies the ordering process enormously.

**M-Print® PRO label designer**

The comprehensive range of Weidmüller services includes the M-Print® PRO software.
This is a professional-standard, Windows®-based program for printing and ordering labels and markers that is coordinated with our current printing systems and marking materials.

M-Print® PRO enables you to design your labelling materials professionally and quickly. Texts, borders, lines, graphics, barcodes, serial numbers and photographs are all possible. The interface to RailDesigner® or your CAE system enables the transfer of all your configured data.

**Online catalogue**

If you have questions about the specifications and details of our products, perhaps even outside normal business hours, then our online catalogue at **http://catalog.weidmueller.com** – open 24 hours a day, 365 days a year – is the perfect source of information. Besides product features and part numbers, it contains extensive additional information on all product groups. And for further information, offers and your personal contact, simply consult the Weidmüller website at **www.weidmueller.com**.

# Index



**Index**

Index Type / Index Order No. X.2

Worldwide activities X.14

| Type | Order No. | EAN No. | Page |
|---|---|---|---|
| **A** | | | |
| ABD-1-Stahlblech | 9457300000 | 4032248173853 | G.13 |
| ABD-2-GR | 1664330000 | 4008190421021 | G.13 |
| ABD-3-GR | 1664350000 | 4008190421045 | G.13 |
| ABD-5-GR | 1664370000 | 4008190421069 | G.13 |
| ABD-6-GR | 1664390000 | 4008190421083 | G.13 |
| ABD-8-GR | 1664970000 | 4008190421670 | G.13 |
| ABD-8-OR | 1664960000 | 4008190421663 | G.13 |
| ABST.BOLZ.M3X27+KLSC-KI | 1766130000 | 4008190081140 | C.32 |
| ADP-8/3-GR | 1664990000 | 4008190421694 | G.13 |
| ADP-8/3-OR | 1664980000 | 4008190421687 | G.13 |
| ADP-8/4-GR | 1665010000 | 4008190421717 | G.13 |
| ADP-8/4-OR | 1665000000 | 4008190421700 | G.13 |
| ADP-8/6-GR | 1665030000 | 4008190421731 | G.13 |
| ADP-8/6-OR | 1665020000 | 4008190421724 | G.13 |
| ADS/10-1/25 | 1666220000 | 4008190423261 | G.13 |
| ADS/10-2/25 | 1666230000 | 4008190423278 | G.13 |
| ADS/16-1/25 | 1666320000 | 4008190423377 | G.13 |
| ADS/16-1/37 | 1666340000 | 4008190423391 | G.13 |
| ADS/16-1/50 | 1666460000 | 4008190423575 | G.13 |
| ADS/16-2/25 | 1666330000 | 4008190423384 | G.13 |
| ADS/16-2/37 | 1666350000 | 4008190423407 | G.13 |
| ADS/6-1/15 | 1666200000 | 4008190423247 | G.13 |
| ADS/6-1/9 | 1665940000 | 4008190422974 | G.13 |
| ADS/6-2/15 | 1666210000 | 4008190423254 | G.13 |
| ADS/6-2/9 | 1665950000 | 4008190422981 | G.13 |
| AM LWL/POF | 9020360000 | 4032248300556 | G.11 |
| AM LWL/POF | 9020360000 | 4032248300556 | G.7 |
| **C** | | | |
| Cabtite ATG | 1828190000 | 4032248333707 | H.15 |
| Cabtite ATG black | 1828220000 | 4032248333738 | H.15 |
| Cabtite BTG | 1828180000 | 4032248333691 | H.15 |
| Cabtite BTK | 1828170000 | 4032248333684 | H.15 |
| Cabtite KEL 16/2 | 1825860000 | 4032248328581 | H.17 |
| Cabtite KEL 16/4 | 1825900000 | 4032248328611 | H.17 |
| Cabtite KEL 16/4 EMC | 1825750000 | 4032248328444 | H.18 |
| Cabtite KEL 16/5 | 1849770000 | 4032248378388 | H.17 |
| Cabtite KEL 16/8 | 1825910000 | 4032248328628 | H.17 |
| Cabtite KEL 24/10 | 1827760000 | 4032248333080 | H.17 |
| Cabtite KEL 24/4 | 1825930000 | 4032248328642 | H.17 |
| Cabtite KEL 24/5 | 1825940000 | 4032248328659 | H.17 |
| Cabtite KEL 24/5 EMC | 1825760000 | 4032248328451 | H.18 |
| Cabtite KEL 24/7 | 1849760000 | 4032248378371 | H.17 |
| Cabtite KEL SNAP 16 | 1827770000 | 4032248333097 | H.17 |
| Cabtite KEL SNAP 24 | 1827780000 | 4032248333103 | H.17 |
| Cabtite KEL x/3 EMC | 1825770000 | 4032248328468 | H.18 |
| Cabtite KT 10 | 1826530000 | 4032248329359 | H.15 |
| Cabtite KT 10 b | 1827870000 | 4032248333189 | H.15 |
| Cabtite KT 11 | 1826540000 | 4032248329366 | H.15 |
| Cabtite KT 11 b | 1827880000 | 4032248333196 | H.15 |
| Cabtite KT 12 | 1826550000 | 4032248329373 | H.15 |
| Cabtite KT 12 b | 1827890000 | 4032248333202 | H.15 |
| Cabtite KT 13 | 1826560000 | 4032248329380 | H.15 |
| Cabtite KT 13 b | 1827900000 | 4032248333417 | H.15 |
| Cabtite KT 14 | 1826570000 | 4032248329397 | H.15 |
| Cabtite KT 14 b | 1827910000 | 4032248333424 | H.15 |
| Cabtite KT 15 | 1826580000 | 4032248329403 | H.15 |
| Cabtite KT 15 b | 1827920000 | 4032248333431 | H.15 |
| Cabtite KT 16 | 1825950000 | 4032248328666 | H.15 |
| Cabtite KT 16 b | 1827950000 | 4032248333462 | H.15 |
| Cabtite KT 17 | 1826300000 | 4032248329120 | H.15 |
| Cabtite KT 17 b | 1827960000 | 4032248333479 | H.15 |
| Cabtite KT 18 | 1826310000 | 4032248329137 | H.15 |
| Cabtite KT 18 b | 1827970000 | 4032248333486 | H.15 |
| Cabtite KT 19 | 1826320000 | 4032248329144 | H.15 |
| Cabtite KT 19 b | 1827980000 | 4032248333493 | H.15 |
| Cabtite KT 2/4 | 1826620000 | 4032248329441 | H.15 |
| Cabtite KT 2/4 b | 1828130000 | 4032248333646 | H.15 |
| Cabtite KT 2/5 | 1826630000 | 4032248329458 | H.15 |
| Cabtite KT 2/5 b | 1828140000 | 4032248333653 | H.15 |
| Cabtite KT 2/6 | 1826640000 | 4032248329465 | H.15 |
| Cabtite KT 2/6 b | 1828150000 | 4032248333660 | H.15 |
| Cabtite KT 20 | 1826330000 | 4032248329151 | H.15 |
| Cabtite KT 20 b | 1827990000 | 4032248333509 | H.15 |
| Cabtite KT 21 | 1826340000 | 4032248329168 | H.15 |
| Cabtite KT 21 b | 1828000000 | 4032248333516 | H.15 |
| Cabtite KT 22 | 1826350000 | 4032248329175 | H.15 |
| Cabtite KT 22 b | 1828010000 | 4032248333523 | H.15 |
| Cabtite KT 23 | 1826360000 | 4032248329182 | H.15 |
| Cabtite KT 23 b | 1828020000 | 4032248333530 | H.15 |
| Cabtite KT 24 | 1826370000 | 4032248329199 | H.15 |
| Cabtite KT 24 b | 1828030000 | 4032248333547 | H.15 |
| Cabtite KT 25 | 1826380000 | 4032248329205 | H.15 |
| Cabtite KT 25 b | 1828040000 | 4032248333554 | H.15 |
| Cabtite KT 26 | 1826390000 | 4032248329212 | H.15 |
| Cabtite KT 26 b | 1828050000 | 4032248333561 | H.15 |
| Cabtite KT 27 | 1826400000 | 4032248329229 | H.15 |
| Cabtite KT 27 b | 1828060000 | 4032248333578 | H.15 |
| Cabtite KT 28 | 1826410000 | 4032248329236 | H.15 |
| Cabtite KT 28 b | 1828070000 | 4032248333585 | H.15 |
| Cabtite KT 29 | 1826420000 | 4032248329243 | H.15 |
| Cabtite KT 29 b | 1828080000 | 4032248333592 | H.15 |
| Cabtite KT 3 | 1826460000 | 4032248329281 | H.15 |
| Cabtite KT 3 b | 1827790000 | 4032248333318 | H.15 |
| Cabtite KT 30 | 1826430000 | 4032248329250 | H.15 |
| Cabtite KT 30 b | 1828090000 | 4032248333608 | H.15 |
| Cabtite KT 32 | 1826440000 | 4032248329267 | H.15 |
| Cabtite KT 32 b | 1828100000 | 4032248333615 | H.15 |
| Cabtite KT 34 | 1826450000 | 4032248329274 | H.15 |
| Cabtite KT 34 b | 1828110000 | 4032248333622 | H.15 |
| Cabtite KT 4 | 1826470000 | 4032248329298 | H.15 |
| Cabtite KT 4 b | 1827800000 | 4032248333325 | H.15 |
| Cabtite KT 4/5 | 1826650000 | 4032248329472 | H.15 |
| Cabtite KT 4/5 b | 1828160000 | 4032248333677 | H.15 |
| Cabtite KT 5 | 1826480000 | 4032248329304 | H.15 |
| Cabtite KT 5 b | 1827810000 | 4032248333332 | H.15 |
| Cabtite KT 6 | 1826490000 | 4032248329311 | H.15 |
| Cabtite KT 6 b | 1827830000 | 4032248333141 | H.15 |
| Cabtite KT 7 | 1826500000 | 4032248329328 | H.15 |
| Cabtite KT 7 b | 1827840000 | 4032248333158 | H.15 |
| Cabtite KT 8 | 1826510000 | 4032248329335 | H.15 |
| Cabtite KT 8 b | 1827850000 | 4032248333165 | H.15 |
| Cabtite KT 9 | 1826520000 | 4032248329342 | H.15 |
| Cabtite KT 9 b | 1827860000 | 4032248333172 | H.15 |
| Cabtite KT ASI | 1826610000 | 4032248329434 | H.15 |
| Cabtite KT ASI b | 1828120000 | 4032248333639 | H.15 |
| Cabtite KT BTG b | 1828210000 | 4032248333721 | H.15 |
| Cabtite KT BTK b | 1828200000 | 4032248333714 | H.15 |
| Cabtite KTs 16 | 1826590000 | 4032248329410 | H.15 |
| Cabtite KTs 16 b | 1827930000 | 4032248333448 | H.15 |
| Cabtite KTs 17 | 1826600000 | 4032248329427 | H.15 |
| Cabtite KTs 17 b | 1827940000 | 4032248333455 | H.15 |
| Cabtite KVT 25 | 1826660000 | 4032248329489 | H.19 |
| Cabtite KVT 25 b | 1828260000 | 4032248333776 | H.19 |
| Cabtite KVT 32 | 1826670000 | 4032248329496 | H.19 |
| Cabtite KVT 32 b | 1828270000 | 4032248333783 | H.19 |
| Cabtite KVT 63/1 | 1828240000 | 4032248333752 | H.19 |
| Cabtite KVT 63/1 b | 1828290000 | 4032248333806 | H.19 |
| Cabtite KVT 63/4 | 1828230000 | 4032248333745 | H.19 |
| Cabtite KVT 63/4 b | 1828280000 | 4032248333790 | H.19 |
| Cabtite Sample Kit | 1849780000 | 4032248378395 | H.14 |
| Cabtite SUBD9 | 1828250000 | 4032248333769 | H.19 |
| Cabtite SUBD9 b | 1828300000 | 4032248333813 | H.19 |
| CTX CM 1.6/2.5 | 9018490000 | 4008190884598 | G.10 |
| CTX CM 1.6/2.5 | 9018490000 | 4008190884598 | G.3 |
| CTX CM 1.6/2.5 | 9018490000 | 4008190884598 | G.4 |
| CTX CM 1.6/2.5 | 9018490000 | 4008190884598 | G.5 |
| CTX CM 3.6 | 9018480000 | 4008190884581 | G.10 |
| CTX CM 3.6 | 9018480000 | 4008190884581 | G.4 |
| CZB 1 | 9012710000 | 4008190118761 | G.10 |
| CZB 1 | 9012710000 | 4008190118761 | G.3 |
| **D** | | | |
| DSTV COBU5 | 1471500000 | 4008190178543 | G.12 |
| DSTV COST4 | 1471300000 | 4008190017354 | G.12 |
| DSTV HE BL10 S | 1848570000 | 4032248371686 | B.114 |
| DSTV HE BL10 ZF | 1837400000 | 4032248346561 | B.114 |
| DSTV HE BL16 S | 1848580000 | 4032248371693 | B.116 |
| DSTV HE BL16 ZF | 1837410000 | 4032248346578 | B.116 |
| DSTV HE BL24 S | 1848590000 | 4032248371709 | B.118 |
| DSTV HE BL24 ZF | 1837420000 | 4032248346585 | B.118 |
| DSTV HE BL6 S | 1848550000 | 4032248371679 | B.112 |
| DSTV HE BL6 ZF | 1837390000 | 4032248346554 | B.112 |
| DSTV HE BR10 S | 1848610000 | 4032248371921 | B.114 |
| DSTV HE BR10 ZF | 1837440000 | 4032248346608 | B.114 |
| DSTV HE BR16 S | 1848620000 | 4032248371938 | B.116 |
| DSTV HE BR16 ZF | 1837450000 | 4032248346813 | B.116 |
| DSTV HE BR24 S | 1848630000 | 4032248371945 | B.118 |
| DSTV HE BR24 ZF | 1837460000 | 4032248346820 | B.118 |
| DSTV HE BR6 S | 1848600000 | 4032248371914 | B.112 |
| DSTV HE BR6 ZF | 1837430000 | 4032248346592 | B.112 |
| DSTV HE SL10 S | 1848680000 | 4032248371969 | B.114 |
| DSTV HE SL10 ZF | 1837480000 | 4032248346844 | B.114 |
| DSTV HE SL16 S | 1848700000 | 4032248371976 | B.116 |
| DSTV HE SL16 ZF | 1837490000 | 4032248346851 | B.116 |
| DSTV HE SL24 S | 1848730000 | 4032248371983 | B.118 |
| DSTV HE SL24 ZF | 1837500000 | 4032248346868 | B.118 |
| DSTV HE SL6 S | 1848660000 | 4032248371952 | B.112 |
| DSTV HE SL6 ZF | 1837470000 | 4032248346837 | B.112 |
| DSTV HE SR10 S | 1848750000 | 4032248372003 | B.114 |
| DSTV HE SR10 ZF | 1837520000 | 4032248346882 | B.114 |
| DSTV HE SR16 S | 1848760000 | 4032248372010 | B.116 |
| DSTV HE SR16 ZF | 1837530000 | 4032248346899 | B.116 |
| DSTV HE SR24 S | 1848770000 | 4032248372027 | B.118 |
| DSTV HE SR24 ZF | 1837540000 | 4032248346905 | B.118 |
| DSTV HE SR6 S | 1848740000 | 4032248371990 | B.112 |
| DSTV HE SR6 ZF | 1837510000 | 4032248346875 | B.112 |
| DSTV TS 10-24 VH | 1595240000 | 4008190057596 | G.14 |
| DSTV TS 6-24 | 1595220000 | 4008190013226 | G.14 |
| DSTV-HD-BL 16 SN | 1566730000 | 4008190076030 | B.122 |
| DSTV-HD-BL 24 AU | 1566420000 | 4008190059132 | B.124 |
| DSTV-HD-BL 24 SN | 1566740000 | 4008190143213 | B.124 |
| DSTV-HD-BL 40 AU | 1566430000 | 4008190186128 | B.126 |
| DSTV-HD-BL 40 SN | 1566750000 | 4008190171810 | B.126 |
| DSTV-HD-BL 64 AU | 1566440000 | 4008190050726 | B.128 |
| DSTV-HD-BL 64 SN | 1566760000 | 4008190128906 | B.128 |
| DSTV-HD-BR 16 AU | 1566330000 | 4008190066093 | B.122 |
| DSTV-HD-BR 16 SN | 1566650000 | 4008190047528 | B.122 |
| DSTV-HD-BR 24 SN | 1566660000 | 4008190178451 | B.124 |
| DSTV-HD-BR 40 AU | 1566350000 | 4008190071103 | B.126 |
| DSTV-HD-BR 40 SN | 1566670000 | 4008190046859 | B.126 |
| DSTV-HD-BR 64 AU | 1566360000 | 4008190119898 | B.128 |
| DSTV-HD-BR 64 SN | 1566680000 | 4008190186845 | B.128 |
| DSTV-HD-SL 16 AU | 1566450000 | 4008190187187 | B.122 |
| DSTV-HD-SL 40 AU | 1566470000 | 4008190088385 | B.126 |
| DSTV-HD-SL 40 SN | 1566790000 | 4008190097653 | B.126 |
| DSTV-HD-SL 64 AU | 1566480000 | 4008190041878 | B.128 |
| DSTV-HD-SL 64 SN | 1566800000 | 4008190103286 | B.128 |
| DSTV-HD-SR 16 AU | 1566370000 | 4008190130404 | B.122 |
| DSTV-HD-SR 24 SN | 1566700000 | 4008190130596 | B.124 |
| DSTV-HD-SR 40 AU | 1566390000 | 4008190089009 | B.126 |
| DSTV-HD-SR 40 SN | 1566710000 | 4008190069995 | B.126 |
| DSTV-HD-SR 64 AU | 1566400000 | 4008190002282 | B.128 |
| DSTV-HD-SR 64 SN | 1566720000 | 4008190092108 | B.128 |
| DW RSV 1.6 | 9004530000 | 4008190041991 | G.11 |
| **G** | | | |
| GWDR M12-NP | 1913320000 | 4032248543663 | H.12 |
| GWDR M12-PO | 1777920000 | 4032248158188 | H.12 |
| GWDR M16-NP | 1736230000 | 4008190956028 | H.12 |
| GWDR M16-PO | 1777930000 | 4032248158195 | H.12 |
| GWDR M20-NP | 1736240000 | 4008190956035 | H.12 |
| GWDR M20-PO | 1777940000 | 4032248158201 | H.12 |
| GWDR M25-NP | 1736250000 | 4008190956042 | H.12 |
| GWDR M25-PO | 1777950000 | 4032248158218 | H.12 |
| GWDR M32-NP | 1736260000 | 4008190956059 | H.12 |
| GWDR M32-PO | 1777960000 | 4032248158225 | H.12 |
| GWDR M40-NP | 1736270000 | 4008190956066 | H.12 |
| GWDR M40-PO | 1777970000 | 4032248158232 | H.12 |
| GWDR M50-NP | 1736280000 | 4008190956073 | H.12 |
| GWDR M50-PO | 1777980000 | 4032248158249 | H.12 |
| GWDR M63-NP | 1736290000 | 4008190956080 | H.12 |
| GWDR M63-PO | 1777990000 | 4032248158256 | H.12 |
| GWDR PG11-NP | 1719560000 | 4008190352820 | H.12 |
| GWDR PG11-PO | 1719460000 | 4008190352714 | H.12 |
| GWDR PG13,5-NP | 1719570000 | 4008190352837 | H.12 |
| GWDR PG13,5-PO | 1719470000 | 4008190352721 | H.12 |
| GWDR PG16-NP | 1719580000 | 4008190352844 | H.12 |
| GWDR PG16-PO | 1719480000 | 4008190352745 | H.12 |
| GWDR PG21-NP | 1719590000 | 4008190352851 | H.12 |
| GWDR PG21-PO | 1719490000 | 4008190352752 | H.12 |
| GWDR PG29-NP | 1719600000 | 4008190352868 | H.12 |
| GWDR PG29-PO | 1719500000 | 4008190352769 | H.12 |
| GWDR PG36-NP | 1719610000 | 4008190352875 | H.12 |
| GWDR PG36-PO | 1719510000 | 4008190352776 | H.12 |
| GWDR PG42-NP | 1719620000 | 4008190352882 | H.12 |
| GWDR PG42-PO | 1719520000 | 4008190352783 | H.12 |
| GWDR PG48-NP | 1719630000 | 4008190352899 | H.12 |
| GWDR PG48-PO | 1719530000 | 4008190352790 | H.12 |
| GWDR PG7-NP | 1719540000 | 4008190352806 | H.12 |
| GWDR PG7-PO | 1719440000 | 4008190352691 | H.12 |
| GWDR PG9-NP | 1719550000 | 4008190352813 | H.12 |
| GWDR PG9-PO | 1719450000 | 4008190352707 | H.12 |
| **H** | | | |
| HDC 04A ALU | 1497600000 | 4008190136406 | D.7 |
| HDC 04A ALU EXI | 1899870000 | 4032248592838 | D.7 |
| HDC 04A AWLU EXI | 1899890000 | 4032248592845 | D.7 |
| HDC 04A DMDL 2BO | 1665750000 | 4008190422776 | D.7 |
| HDC 04A DODL 2BO | 1665740000 | 4008190422769 | D.7 |
| HDC 04A ELU 1M20G | 1900320000 | 4032248592883 | D.7 |
| HDC 04A ELU 1PG13G | 1900330000 | 4032248592890 | D.7 |
| HDC 04A ELU 1PG13G EXI | 1900350000 | 4032248592906 | D.7 |
| HDC 04A KOLU 1M20G | 1788840000 | 4032248206384 | D.7 |
| HDC 04A KOLU 1PG11G | 1652500000 | 4008190402570 | D.7 |
| HDC 04A KOLU 1PG11G EXI | 1899920000 | 4032248592852 | D.7 |
| HDC 04A SLU 1M20G | 1788830000 | 4032248206377 | D.7 |
| HDC 04A SLU 1PG11G | 1652490000 | 4008190402563 | D.7 |
| HDC 04A SLU 1PG11G EXI | 1899800000 | 4032248592821 | D.7 |
| HDC 04A TOLU 1M20G | 1788820000 | 4032248206360 | D.6 |
| HDC 04A TOLU 1PG11G | 1652470000 | 4008190402549 | D.6 |
| HDC 04A TOLU 1PG11G EXI | 1900280000 | 4032248592869 | D.6 |
| HDC 04A TWLU 1M20G | 1788810000 | 4032248206353 | D.6 |
| HDC 04A TWLU 1PG11G | 1652480000 | 4008190402556 | D.6 |
| HDC 04A TWLU 1PG11G EXI | 1900310000 | 4032248592876 | D.6 |
| HDC 06B ADLU | 1202500000 | 4008190889920 | D.11 |
| HDC 06B ALU | 1202100000 | 4008190149369 | D.11 |
| HDC 06B DMDL 1LB | 1665210000 | 4008190421915 | D.10 |
| HDC 06B DODL 2BO | 1665200000 | 4008190421908 | D.11 |
| HDC 06B KLU 1PG16G | 1653200000 | 4008190403270 | D.11 |
| HDC 06B SDLU 1M20G | 1900360000 | 4032248585922 | D.11 |
| HDC 06B SDLU 1M25G | 1900380000 | 4032248592913 | D.11 |
| HDC 06B SDLU 1PG16G | 1652980000 | 4008190403058 | D.11 |
| HDC 06B SDLU 2M20G | 1788170000 | 4032248205608 | D.11 |
| HDC 06B SDLU 2M25G | 1788160000 | 4032248205592 | D.11 |
| HDC 06B SDLU 2PG16G | 1652990000 | 4008190403065 | D.11 |
| HDC 06B SLU 1M20G | 1900460000 | 4032248585939 | D.11 |
| HDC 06B SLU 1M25G | 1900480000 | 4032248585946 | D.11 |
| HDC 06B SLU 1PG16G | 1652750000 | 4008190402822 | D.11 |
| HDC 06B SLU 2M20G | 1788140000 | 4032248205585 | D.11 |
| HDC 06B SLU 2M25G | 1788130000 | 4032248205578 | D.11 |
| HDC 06B SLU 2PG16G | 1652760000 | 4008190402839 | D.11 |
| HDC 06B TOLU 1M20G | 1788120000 | 4032248205561 | D.10 |
| HDC 06B TOLU 1M25G | 1788110000 | 4032248205554 | D.10 |
| HDC 06B TOLU 1PG13G | 1670500000 | 4008190431587 | D.10 |
| HDC 06B TOLU 1PG16G | 1652640000 | 4008190402716 | D.10 |
| HDC 06B TSLU 1M20G | 1788100000 | 4032248205547 | D.10 |
| HDC 06B TSLU 1M20G | 1805930000 | 4032248273850 | D.10 |
| HDC 06B TSLU 1M25G | 1788090000 | 4032248205530 | D.10 |
| HDC 06B TSLU 1PG13G | 1670530000 | 4008190431617 | D.10 |
| HDC 06B TSLU 1PG16G | 1652520000 | 4008190402594 | D.10 |

| Type | Order No. | EAN No. | Page |
|---|---|---|---|
| HDC 07A ALU | 1652410000 | 4008190402488 | D.5 |
| HDC 07A AWLU | 1652420000 | 4008190402471 | D.5 |
| HDC 07A DMDL 2BO | 1665770000 | 4008190422790 | D.5 |
| HDC 07A DODL 2BO | 1665760000 | 4008190422783 | D.5 |
| HDC 07A ELU 1PG13G | 1900990000 | 4032248592920 | D.5 |
| HDC 07A KOLU 1M20G | 1788540000 | 4032248206070 | D.5 |
| HDC 07A KOLU 1PG11G | 1652460000 | 4008190402532 | D.5 |
| HDC 07A SLU 1M20G | 1788530000 | 4032248206063 | D.5 |
| HDC 07A SLU 1PG11S | 1652440000 | 4008190402518 | D.5 |
| HDC 07A TOLU 1M20G | 1788520000 | 4032248206056 | D.4 |
| HDC 07A TOLU 1PG11G | 1652380000 | 4008190402457 | D.4 |
| HDC 07A TWLU 1M20G | 1788510000 | 4032248206049 | D.4 |
| HDC 07A TWLU 1PG11G | 1652400000 | 4008190402495 | D.4 |
| HDC 10A ADLU | 1664060000 | 4008190420758 | D.9 |
| HDC 10A ALU | 1664040000 | 4008190420734 | D.9 |
| HDC 10A DMDL 2BO | 1665880000 | 4008190422912 | D.9 |
| HDC 10A DODL 1LB | 1665890000 | 4008190422929 | D.8 |
| HDC 10A KLU 1/PG16G | 1664560000 | 4008190421250 | D.9 |
| HDC 10A KLU 1M25G | 1788670000 | 4032248206216 | D.9 |
| HDC 10A SDLU 1M20G | 1901010000 | 4032248586158 | D.9 |
| HDC 10A SDLU 1M25G | 1901040000 | 4032248586165 | D.9 |
| HDC 10A SDLU 1PG16G | 1664410000 | 4008190421106 | D.9 |
| HDC 10A SDLU 2M20G | 1788660000 | 4032248206209 | D.9 |
| HDC 10A SDLU 2M25G | 1788650000 | 4032248206193 | D.9 |
| HDC 10A SDLU 2PG16G | 1664420000 | 4008190421113 | D.9 |
| HDC 10A SLU 1M20G | 1901100000 | 4032248586172 | D.9 |
| HDC 10A SLU 1M25G | 1901160000 | 4032248586189 | D.9 |
| HDC 10A SLU 1PG16G | 1664170000 | 4008190420864 | D.9 |
| HDC 10A SLU 1PG21G | 1664210000 | 4008190420901 | D.9 |
| HDC 10A SLU 2M20G | 1788640000 | 4032248206186 | D.9 |
| HDC 10A SLU 2M25G | 1788630000 | 4032248206179 | D.9 |
| HDC 10A SLU 2PG16G | 1664190000 | 4008190420888 | D.9 |
| HDC 10A TOLU 1M20G | 1788620000 | 4032248206162 | D.8 |
| HDC 10A TOLU 1M25G | 1788610000 | 4032248206155 | D.8 |
| HDC 10A TOLU 1PG16G | 1663930000 | 4008190420628 | D.8 |
| HDC 10A TSLU 1PG16G | 1663810000 | 4008190420505 | D.8 |
| HDC 10B ABU | 1205000000 | 4008190872960 | D.13 |
| HDC 10B ADBO | 1205600000 | 4008190153649 | D.16 |
| HDC 10B ADLU | 1206500000 | 4008190877484 | D.15 |
| HDC 10B ALU | 1206100000 | 4008190881344 | D.15 |
| HDC 10B DMDQ 2QB | 1665240000 | 4008190421946 | D.12 |
| HDC 10B DMDQ 4BO | 1665250000 | 4008190421953 | D.16 |
| HDC 10B DODQ 4BO | 1665230000 | 4008190421939 | D.13 |
| HDC 10B KBU 1M20G | 1787720000 | 4032248205066 | D.13 |
| HDC 10B KBU 1PG16G | 1654580000 | 4008190407407 | D.13 |
| HDC 10B KLU 1M20G | 1787740000 | 4032248205080 | D.15 |
| HDC 10B KLU 1M25G | 1787730000 | 4032248205073 | D.15 |
| HDC 10B KLU 1PG16G | 1655890000 | 4008190408916 | D.15 |
| HDC 10B SBU 1M20G | 1901360000 | 4032248588237 | D.13 |
| HDC 10B SBU 1M25G | 1901370000 | 4032248588244 | D.13 |
| HDC 10B SBU 1PG16G | 1654370000 | 4008190407193 | D.13 |
| HDC 10B SBU 2M20G | 1787640000 | 4032248204984 | D.13 |
| HDC 10B SBU 2M25G | 1787630000 | 4032248204977 | D.13 |
| HDC 10B SBU 2PG16G | 1654380000 | 4008190407209 | D.13 |
| HDC 10B SDBO 1M20G | 1901490000 | 4032248588251 | D.16 |
| HDC 10B SDBO 1M25G | 1901510000 | 4032248588268 | D.16 |
| HDC 10B SDBO 2M20G | 1787680000 | 4032248205028 | D.16 |
| HDC 10B SDBO 2M25G | 1787670000 | 4032248205011 | D.16 |
| HDC 10B SDBO 2PG16G | 1655000000 | 4008190408008 | D.16 |
| HDC 10B SDLU 1M20G | 1901570000 | 4032248588275 | D.15 |
| HDC 10B SDLU 2M20G | 1787700000 | 4032248205042 | D.15 |
| HDC 10B SDLU 2PG16G | 1655680000 | 4008190408701 | D.15 |
| HDC 10B SLU 1M20G | 1901620000 | 4032248587315 | D.15 |
| HDC 10B SLU 1M25G | 1901640000 | 4032248587322 | D.15 |
| HDC 10B SLU 2M20G | 1787660000 | 4032248205004 | D.15 |
| HDC 10B SLU 2M25G | 1787650000 | 4032248204991 | D.15 |
| HDC 10B SLU 2PG16G | 1655470000 | 4008190408480 | D.15 |
| HDC 10B TOBO 1M25G | 1787610000 | 4032248204953 | D.16 |
| HDC 10B TOBO 1PG16G | 1654860000 | 4008190407865 | D.16 |
| HDC 10B TOBU 1M20G | 1787600000 | 4032248204946 | D.12 |
| HDC 10B TOBU 1M25G | 1787590000 | 4032248204939 | D.12 |
| HDC 10B TOBU 1PG16G | 1654220000 | 4008190407049 | D.12 |
| HDC 10B TOBU 1PG21G | 1654240000 | 4008190407063 | D.12 |
| HDC 10B TOBU 1PG21G | 1816420000 | 4032248307388 | D.12 |
| HDC 10B TOLU 1M25G | 1787620000 | 4032248204960 | D.14 |
| HDC 10B TOLU 1PG16G | 1655320000 | 4008190408329 | D.14 |
| HDC 10B TSBO 1M25G | 1787570000 | 4032248204915 | D.16 |
| HDC 10B TSBO 1PG16G | 1654750000 | 4008190407759 | D.16 |
| HDC 10B TSBU 1M20G | 1787560000 | 4032248204908 | D.12 |
| HDC 10B TSBU 1M25G | 1787550000 | 4032248204892 | D.12 |
| HDC 10B TSBU 1PG16G | 1654070000 | 4008190406899 | D.12 |
| HDC 10B TSBU 1PG21G | 1654090000 | 4008190406912 | D.12 |
| HDC 10B TSLU 1M25G | 1787580000 | 4032248204922 | D.14 |
| HDC 10B TSLU 1PG16G | 1655210000 | 4008190408213 | D.14 |
| HDC 15A KLU 1PG21G | 1664630000 | 4008190421328 | D.9 |
| HDC 15A TOLU 1PG21G | 1663990000 | 4008190420680 | D.8 |
| HDC 15A TSLU 1M20G | 1788860000 | 4032248206407 | D.8 |
| HDC 15A TSLU 1M25G | 1788850000 | 4032248206391 | D.8 |
| HDC 15A TSLU 1PG16G | 1663850000 | 4008190420543 | D.8 |
| HDC 15A TSLU 1PG21G | 1663870000 | 4008190420567 | D.8 |
| HDC 16A ADLU | 1664940000 | 4008190421649 | D.19 |
| HDC 16A ALU | 1664920000 | 4008190421625 | D.19 |
| HDC 16A DMDL 2BO | 1665910000 | 4008190422943 | D.19 |
| HDC 16A DODL 1LB | 1665900000 | 4008190422936 | D.18 |
| HDC 16A KLU 1M25G | 1788800000 | 4032248206346 | D.19 |
| HDC 16A KLU 1PG16G | 1665450000 | 4008190422158 | D.19 |
| HDC 16A SDLU 2M20G | 1788790000 | 4032248206339 | D.19 |
| HDC 16A SDLU 2M25G | 1788780000 | 4032248206322 | D.19 |
| HDC 16A SDLU 2PG16 | 1665300000 | 4008190422004 | D.19 |
| HDC 16A SLU 1PG21G | 1665090000 | 4008190421793 | D.19 |
| HDC 16A SLU 2M20G | 1788770000 | 4032248206315 | D.19 |
| HDC 16A SLU 2M25G | 1788760000 | 4032248206308 | D.19 |
| HDC 16A SLU 2PG16G | 1665070000 | 4008190421779 | D.19 |
| HDC 16A TOLU 1M25G | 1788750000 | 4032248206292 | D.18 |
| HDC 16A TOLU 1PG16G | 1664810000 | 4008190421519 | D.18 |
| HDC 16A TSLU 1M25G | 1788740000 | 4032248206285 | D.18 |
| HDC 16A TSLU 1PG16G | 1664690000 | 4008190421397 | D.18 |
| HDC 16B ABU | 1208600000 | 4008190881351 | D.21 |
| HDC 16B ADBO | 1209200000 | 4008190871130 | D.25 |
| HDC 16B ADLU | 1210100000 | 4008190050924 | D.23 |
| HDC 16B ALU | 1209700000 | 4008190000134 | D.23 |
| HDC 16B DMDQ 2QB | 1665270000 | 4008190421977 | D.20 |
| HDC 16B DMDQ 4BO | 1665620000 | 4008190422646 | D.24 |
| HDC 16B DODQ 4BO | 1665260000 | 4008190421960 | D.21 |
| HDC 16B KBU 1PG21G | 1657270000 | 4008190410322 | D.21 |
| HDC 16B KLU 1M25G | 1788290000 | 4032248205820 | D.23 |
| HDC 16B SBU 1M25G | 1899980000 | 4032248520718 | D.21 |
| HDC 16B SBU 1PG21G | 1656720000 | 4008190409739 | D.21 |
| HDC 16B SBU 2M25G | 1788240000 | 4032248205776 | D.21 |
| HDC 16B SBU 2PG21G | 1656730000 | 4008190409746 | D.21 |
| HDC 16B SDBO 1M25G | 1900080000 | 4032248520756 | D.25 |
| HDC 16B SDBO 2M25G | 1788260000 | 4032248205790 | D.25 |
| HDC 16B SDBO 2PG21G | 1657640000 | 4008190410698 | D.25 |
| HDC 16B SDLU 1PG21G | 1658320000 | 4008190411374 | D.23 |
| HDC 16B SDLU 2M25G | 1788270000 | 4032248205806 | D.23 |
| HDC 16B SDLU 2PG21G | 1658330000 | 4008190411381 | D.23 |
| HDC 16B SLU 1M25G | 1900170000 | 4032248520800 | D.23 |
| HDC 16B SLU 1PG21G | 1658110000 | 4008190411169 | D.23 |
| HDC 16B SLU 2M25G | 1788250000 | 4032248205783 | D.23 |
| HDC 16B SLU 2PG21G | 1658120000 | 4008190411176 | D.23 |
| HDC 16B TOBO 1M25G | 1788220000 | 4032248205752 | D.24 |
| HDC 16B TOBO 1PG21G | 1657490000 | 4008190410544 | D.24 |
| HDC 16B TOBU 1M25G | 1788210000 | 4032248205745 | D.20 |
| HDC 16B TOBU 1PG21G | 1656590000 | 4008190409609 | D.20 |
| HDC 16B TOLU 1M25G | 1788230000 | 4032248205769 | D.22 |
| HDC 16B TOLU 1M32G | 1804630000 | 4032248267552 | D.22 |
| HDC 16B TOLU 1PG21G | 1657960000 | 4008190411015 | D.22 |
| HDC 16B TSBO 1M25G | 1788190000 | 4032248205721 | D.24 |
| HDC 16B TSBO 1PG21G | 1657380000 | 4008190410438 | D.24 |
| HDC 16B TSBU 1M25G | 1788180000 | 4032248205714 | D.20 |
| HDC 16B TSBU 1M40G | 1809620000 | 4032248284979 | D.20 |
| HDC 16B TSBU 1PG21G | 1656480000 | 4008190409494 | D.20 |
| HDC 16B TSLU 1M25G | 1788200000 | 4032248205738 | D.22 |
| HDC 16B TSLU 1M32G | 1804640000 | 4032248267569 | D.22 |
| HDC 16B TSLU 1PG21G | 1657850000 | 4008190410902 | D.22 |
| HDC 16D KLU 1/21V | 1653230000 | 4008190403300 | D.11 |
| HDC 16D SDLU 1M25G | 1900820000 | 4032248521098 | D.11 |
| HDC 16D SDLU 2M25G | 1787540000 | 4032248204885 | D.11 |
| HDC 16D SLU 1M25G | 1900880000 | 4032248521111 | D.11 |
| HDC 16D SLU 1M32G | 1900900000 | 4032248521128 | D.11 |
| HDC 16D SLU 2M25G | 1787520000 | 4032248204861 | D.11 |
| HDC 16D SLU 2M32G | 1787510000 | 4032248204854 | D.11 |
| HDC 16D SLU 2PG21G | 1652840000 | 4008190402914 | D.11 |
| HDC 16D TOLU 1M25G | 1787500000 | 4032248204847 | D.10 |
| HDC 16D TOLU 1M32G | 1787490000 | 4032248204830 | D.10 |
| HDC 16D TOLU 1PG21G | 1652680000 | 4008190402754 | D.10 |
| HDC 16D TOLU 1PG29G | 1652700000 | 4008190402778 | D.10 |
| HDC 16D TSLU 1M25G | 1787480000 | 4032248204823 | D.10 |
| HDC 16D TSLU 1M32G | 1787470000 | 4032248204816 | D.10 |
| HDC 16D TSLU 1PG21G | 1652560000 | 4008190402631 | D.10 |
| HDC 16D TSLU 1PG29G | 1652580000 | 4008190402655 | D.10 |
| HDC 24B ABU | 1212400000 | 4008190083939 | D.31 |
| HDC 24B ADBO | 1213300000 | 4008190871147 | D.34 |
| HDC 24B ADLU | 1214300000 | 4008190083090 | D.33 |
| HDC 24B ALU | 1213900000 | 4008190176303 | D.33 |
| HDC 24B DMDQ 2QB | 1665640000 | 4008190422660 | D.30 |
| HDC 24B DMDQ 4BO | 1665650000 | 4008190422677 | D.34 |
| HDC 24B DODQ 4BO | 1665630000 | 4008190422653 | D.31 |
| HDC 24B KBU 1M25G | 1787920000 | 4032248205363 | D.31 |
| HDC 24B KBU 1PG21G | 1661720000 | 4008190418274 | D.31 |
| HDC 24B KBU 1PG29G | 1661730000 | 4008190418281 | D.31 |
| HDC 24B SBU 1M25G | 1901150000 | 4032248521258 | D.31 |
| HDC 24B SBU 1PG21G | 1661510000 | 4008190418069 | D.31 |
| HDC 24B SBU 2M25G | 1787870000 | 4032248205318 | D.31 |
| HDC 24B SBU 2PG21G | 1661520000 | 4008190418076 | D.31 |
| HDC 24B SDBO 2PG21G | 1662180000 | 4008190418700 | D.34 |
| HDC 24B SDLU 1M25G | 1901480000 | 4032248521364 | D.33 |
| HDC 24B SDLU 2M25G | 1787900000 | 4032248205349 | D.33 |
| HDC 24B SDLU 2PG21G | 1214500000 | 4008190153021 | D.33 |
| HDC 24B SLU 1M25G | 1901560000 | 4032248521395 | D.33 |
| HDC 24B SLU 2M25G | 1787880000 | 4032248205325 | D.33 |
| HDC 24B SLU 2PG21G | 1662720000 | 4008190419240 | D.33 |
| HDC 24B TOBO 1M32G | 1787830000 | 4032248205271 | D.34 |
| HDC 24B TOBO 1PG29G | 1662020000 | 4008190418540 | D.34 |
| HDC 24B TOBU 1M25G | 1787820000 | 4032248205264 | D.30 |
| HDC 24B TOBU 1M32G | 1787810000 | 4032248205257 | D.30 |
| HDC 24B TOBU 1M40G | 1902980000 | 4032248585274 | D.30 |
| HDC 24B TOBU 1PG21G | 1661370000 | 4008190417925 | D.30 |
| HDC 24B TOBU 1PG29G | 1661380000 | 4008190417932 | D.30 |
| HDC 24B TOLU 1M25G | 1787860000 | 4032248205301 | D.32 |
| HDC 24B TOLU 1M32G | 1787850000 | 4032248205295 | D.32 |
| HDC 24B TOLU 1PG21G | 1662540000 | 4008190419066 | D.32 |
| HDC 24B TOLU 1PG29G | 1662550000 | 4008190419073 | D.32 |
| HDC 24B TSBO 1M25G | 1787780000 | 4032248205226 | D.34 |
| HDC 24B TSBO 1M32G | 1787770000 | 4032248205219 | D.34 |
| HDC 24B TSBO 1PG21G | 1661860000 | 4008190418397 | D.34 |
| HDC 24B TSBO 1PG29G | 1661880000 | 4008190418410 | D.34 |
| HDC 24B TSBU 1M25G | 1787760000 | 4032248205103 | D.30 |
| HDC 24B TSBU 1M32G | 1787750000 | 4032248205097 | D.30 |
| HDC 24B TSBU 1M40G | 1902480000 | 4032248592944 | D.30 |
| HDC 24B TSBU 1PG21G | 1661230000 | 4008190417789 | D.30 |
| HDC 24B TSBU 1PG29G | 1661240000 | 4008190417796 | D.30 |
| HDC 24B TSLU 1M25G | 1787800000 | 4032248205240 | D.32 |
| HDC 24B TSLU 1M32G | 1787790000 | 4032248205233 | D.32 |
| HDC 24B TSLU 1PG21G | 1662390000 | 4008190418915 | D.32 |
| HDC 24B TSLU 1PG29G | 1662410000 | 4008190418939 | D.32 |
| HDC 24D KLU 1M25G | 1787460000 | 4032248204809 | D.15 |
| HDC 24D KLU 1M32G | 1787450000 | 4032248204793 | D.15 |
| HDC 24D SBU 1M25G | 1903210000 | 4032248592999 | D.13 |
| HDC 24D SBU 1M32G | 1903220000 | 4032248588183 | D.13 |
| HDC 24D SBU 1PG29G | 1654470000 | 4008190407292 | D.13 |
| HDC 24D SBU 2M25G | 1787350000 | 4032248204694 | D.13 |
| HDC 24D SBU 2M32G | 1787360000 | 4032248204700 | D.13 |
| HDC 24D SBU 2PG21G | 1654450000 | 4008190407278 | D.13 |
| HDC 24D SDBO 1M25G | 1903370000 | 4032248588190 | D.16 |
| HDC 24D SDBO 2M25G | 1787400000 | 4032248204748 | D.16 |
| HDC 24D SDLU 1M25G | 1903410000 | 4032248588206 | D.15 |
| HDC 24D SDLU 1M32G | 1903510000 | 4032248588213 | D.15 |
| HDC 24D SDLU 2M25G | 1787420000 | 4032248204762 | D.15 |
| HDC 24D SDLU 2M32G | 1787410000 | 4032248204755 | D.15 |
| HDC 24D SLU 1M32G | 1903560000 | 4032248588220 | D.15 |
| HDC 24D SLU 2M32G | 1787370000 | 4032248204717 | D.15 |
| HDC 24D TOBO 1PG29G | 1654920000 | 4008190407926 | D.16 |
| HDC 24D TOBU 1M25G | 1787300000 | 4032248204649 | D.12 |
| HDC 24D TOBU 1M32G | 1787290000 | 4032248204632 | D.12 |
| HDC 24D TOBU 1PG29G | 1654320000 | 4008190407148 | D.12 |
| HDC 24D TOLU 1M25G | 1787340000 | 4032248204687 | D.14 |
| HDC 24D TOLU 1M32G | 1787330000 | 4032248204670 | D.14 |
| HDC 24D TOLU 1PG21G | 1655360000 | 4008190408367 | D.14 |
| HDC 24D TOLU 1PG29G | 1655380000 | 4008190408381 | D.14 |
| HDC 24D TSBO 1M25G | 1787260000 | 4032248204601 | D.16 |
| HDC 24D TSBO 1M32G | 1787250000 | 4032248204595 | D.16 |
| HDC 24D TSBO 1PG16G | 1654810000 | 4008190407810 | D.16 |
| HDC 24D TSBO 1PG21G | 1654790000 | 4008190407797 | D.16 |
| HDC 24D TSBU 1M25G | 1787240000 | 4032248204588 | D.12 |
| HDC 24D TSBU 1M32G | 1787230000 | 4032248204571 | D.12 |
| HDC 24D TSBU 1PG21G | 1654150000 | 4008190406974 | D.12 |
| HDC 24D TSBU 1PG29G | 1654170000 | 4008190406998 | D.12 |
| HDC 24D TSLU 1M25G | 1787280000 | 4032248204625 | D.14 |
| HDC 24D TSLU 1M32G | 1787270000 | 4032248204618 | D.14 |
| HDC 24D TSLU 1PG21G | 1655250000 | 4008190408251 | D.14 |
| HDC 24D TSLU 1PG29G | 1655270000 | 4008190408275 | D.14 |
| HDC 25A TOLU 1M20G | 1788710000 | 4032248206254 | D.18 |
| HDC 25A TOLU 1M25G | 1788700000 | 4032248206247 | D.18 |
| HDC 25A TOLU 1PG21G | 1664870000 | 4008190421571 | D.18 |
| HDC 25A TSLU 1M20G | 1788680000 | 4032248206223 | D.18 |
| HDC 25A TSLU 1M25G | 1788690000 | 4032248206230 | D.18 |
| HDC 25A TSLU 1PG16G | 1664730000 | 4008190421434 | D.18 |
| HDC 25A TSLU 1PG21G | 1664750000 | 4008190421458 | D.18 |
| HDC 32A ABU | 1665860000 | 4008190871253 | D.27 |
| HDC 32A DMDQ 2QB | 1665930000 | 4008190422967 | D.28 |
| HDC 32A DODQ 4BO | 1665920000 | 4008190422950 | D.28 |
| HDC 32A KBU 1M25G | 1788080000 | 4032248205523 | D.27 |
| HDC 32A KBU 1M32G | 1788070000 | 4032248205516 | D.27 |
| HDC 32A SBU 1M25G | 1903870000 | 4032248586110 | D.27 |
| HDC 32A SBU 1PG29G | 1666010000 | 4008190423049 | D.27 |
| HDC 32A SBU 2M25G | 1788040000 | 4032248205486 | D.27 |
| HDC 32A SBU 2PG21G | 1665980000 | 4008190423018 | D.27 |
| HDC 32A SDBO 1M25G | 1903900000 | 4032248586127 | D.28 |
| HDC 32A SDBO 1M32G | 1903910000 | 4032248586134 | D.28 |
| HDC 32A SDBO 1PG21G | 1666550000 | 4008190423674 | D.28 |
| HDC 32A SDBO 1PG29G | 1666590000 | 4008190423711 | D.28 |
| HDC 32A SDBO 2M25G | 1788060000 | 4032248205509 | D.28 |
| HDC 32A SDBO 2M32G | 1788050000 | 4032248205493 | D.28 |
| HDC 32A TOBO 1M32G | 1788010000 | 4032248205455 | D.28 |
| HDC 32A TOBU 1M32G | 1787990000 | 4032248205431 | D.26 |
| HDC 32A TOBU 1PG21G | 1665790000 | 4008190422813 | D.26 |
| HDC 32A TOBU 1PG29G | 1665810000 | 4008190422837 | D.26 |
| HDC 32A TSBO 1M25G | 1787980000 | 4032248205424 | D.28 |
| HDC 32A TSBO 1M32G | 1787970000 | 4032248205417 | D.28 |
| HDC 32A TSBO 1PG29G | 1666270000 | 4008190423315 | D.28 |
| HDC 32A TSBU 1M25G | 1787960000 | 4032248205400 | D.26 |
| HDC 32A TSBU 1M32G | 1787950000 | 4032248205394 | D.26 |
| HDC 32A TSBU 1PG21G | 1665670000 | 4008190422691 | D.26 |
| HDC 32A TSBU 1PG29G | 1665690000 | 4008190422714 | D.26 |
| HDC 32B ABU | 1217800000 | 4008190148393 | D.39 |
| HDC 32B ADBO | 1218800000 | 4008190070557 | D.42 |
| HDC 32B ADLU | 1219800000 | 4008190111090 | D.41 |
| HDC 32B ALU | 1219500000 | 4008190011826 | D.41 |
| HDC 32B KBU 1M40G | 1902730000 | 4032248585670 | D.39 |
| HDC 32B KBU 1PG29G | 1902740000 | 4032248585687 | D.39 |
| HDC 32B KBU 1PG36G | 1902750000 | 4032248585694 | D.39 |
| HDC 32B KLU 1M32G | 1788500000 | 4032248206032 | D.41 |
| HDC 32B SBU 1M32G | 1902600000 | 4032248585625 | D.39 |
| HDC 32B SBU 1PG36G | 1902610000 | 4032248585632 | D.39 |
| HDC 32B SBU 2M32G | 1788460000 | 4032248205998 | D.39 |
| HDC 32B SBU 2PG29G | 1666920000 | 4008190424121 | D.39 |
| HDC 32B SBU 2PG36G | 1902640000 | 4032248585649 | D.39 |
| HDC 32B SDLU 1M32G | 1902650000 | 4032248585656 | D.41 |
| HDC 32B SDLU 2M32G | 1788490000 | 4032248206025 | D.41 |
| HDC 32B SLU 1M32G | 1902670000 | 4032248585663 | D.41 |
| HDC 32B SLU 2M32G | 1788470000 | 4032248206001 | D.41 |
| HDC 32B TOBU 1M32G | 1788430000 | 4032248205967 | D.38 |
| HDC 32B TOBU 1PG29G | 1666870000 | 4008190424077 | D.38 |
| HDC 32B TOBU 1PG29V | 1217300000 | 4008190169497 | D.38 |
| HDC 32B TOLU 1M32G | 1788450000 | 4032248205981 | D.40 |
| HDC 32B TSBO 1M32G | 1788410000 | 4032248205943 | D.42 |
| HDC 32B TSBU 1M32G | 1788400000 | 4032248205936 | D.38 |
| HDC 32B TSBU 1PG29G | 1666840000 | 4008190424046 | D.38 |
| HDC 32B TSLU 1M32G | 1788420000 | 4032248205950 | D.40 |

| Type | Order No. | EAN No. | Page |
|---|---|---|---|
| HDC 32B TSLU 1PG29G | 1667120000 | 4008190424329 | D.40 |
| HDC 32B TSLU 1PG29V | 1219300000 | 4008190164652 | D.40 |
| HDC 40D KBU 1M25G | 1787200000 | 4032248204540 | D.21 |
| HDC 40D KBU 1M32G | 1787190000 | 4032248204533 | D.21 |
| HDC 40D KBU 1PG21G | 1657310000 | 4008190410360 | D.21 |
| HDC 40D KLU 1M25G | 1787220000 | 4032248204564 | D.23 |
| HDC 40D SBU 1M25G | 1902970000 | 4032248592951 | D.21 |
| HDC 40D SBU 1M32G | 1902990000 | 4032248592968 | D.21 |
| HDC 40D SBU 1PG29G | 1656830000 | 4008190409845 | D.21 |
| HDC 40D SBU 2M25G | 1787120000 | 4032248204465 | D.21 |
| HDC 40D SBU 2M32G | 1787110000 | 4032248204458 | D.21 |
| HDC 40D SBU 2PG21G | 1656810000 | 4008190409821 | D.21 |
| HDC 40D SBU 2PG29G | 1656840000 | 4008190409852 | D.21 |
| HDC 40D SDLU 1M25G | 1903070000 | 4032248592975 | D.23 |
| HDC 40D SDLU 1M32G | 1903080000 | 4032248592982 | D.23 |
| HDC 40D SDLU 1PG29G | 1658410000 | 4008190411459 | D.23 |
| HDC 40D SDLU 2M25G | 1787180000 | 4032248204526 | D.23 |
| HDC 40D SDLU 2M32G | 1787170000 | 4032248204519 | D.23 |
| HDC 40D SLU 1M32G | 1903110000 | 4032248590117 | D.23 |
| HDC 40D SLU 2M32G | 1804660000 | 4032248267606 | D.23 |
| HDC 40D TOBO 1PG29G | 1657550000 | 4008190410605 | D.24 |
| HDC 40D TOBU 1M25G | 1787070000 | 4032248204410 | D.20 |
| HDC 40D TOBU 1M32G | 1787060000 | 4032248204304 | D.20 |
| HDC 40D TOBU 1PG21G | 1656630000 | 4008190409647 | D.20 |
| HDC 40D TOBU 1PG29G | 1656650000 | 4008190409661 | D.20 |
| HDC 40D TOLU 1M32G | 1787100000 | 4032248204441 | D.22 |
| HDC 40D TOLU 1PG29G | 1658020000 | 4008190411077 | D.22 |
| HDC 40D TSBO 1M25G | 1787030000 | 4032248204274 | D.24 |
| HDC 40D TSBO 1M32G | 1787020000 | 4032248204267 | D.24 |
| HDC 40D TSBO 1PG21G | 1657420000 | 4008190410476 | D.24 |
| HDC 40D TSBU 1M25G | 1787010000 | 4032248204250 | D.20 |
| HDC 40D TSBU 1M32G | 1787000000 | 4032248204243 | D.20 |
| HDC 40D TSBU 1PG21G | 1656520000 | 4008190409531 | D.20 |
| HDC 40D TSBU 1PG29G | 1656540000 | 4008190409555 | D.20 |
| HDC 40D TSLU 1M25G | 1787050000 | 4032248204298 | D.22 |
| HDC 40D TSLU 1M32G | 1787040000 | 4032248204281 | D.22 |
| HDC 40D TSLU 1M40G | 1804650000 | 4032248267576 | D.22 |
| HDC 40D TSLU 1PG21G | 1657890000 | 4008190410933 | D.22 |
| HDC 40D TSLU 1PG29G | 1657910000 | 4008190410964 | D.22 |
| HDC 48A ADLU | 1666750000 | 4008190423865 | D.37 |
| HDC 48A ALU | 1666740000 | 4008190423858 | D.37 |
| HDC 48A SDLU 1PG29G | 1666810000 | 4008190423926 | D.37 |
| HDC 48A SLU 1PG29G | 1666770000 | 4008190423889 | D.37 |
| HDC 48A SLU 2M32G | 1788570000 | 4032248206100 | D.37 |
| HDC 48A TOLU 1M32G | 1788560000 | 4032248206094 | D.36 |
| HDC 48A TOLU 1PG29G | 1666730000 | 4008190423841 | D.36 |
| HDC 48A TSLU 1M32G | 1788550000 | 4032248206087 | D.36 |
| HDC 48A TSLU 1PG29G | 1666710000 | 4008190448127 | D.36 |
| HDC 48B ADLU | 1222900000 | 4008190138004 | D.43 |
| HDC 48B SDLU 1M32G | 1904150000 | 4032248585700 | D.43 |
| HDC 48B SDLU 1PG29G | 1799810000 | 4032248247035 | D.43 |
| HDC 48B SDLU 2M32G | 1788390000 | 4032248205929 | D.43 |
| HDC 48B SDLU 2PG29G | 1667560000 | 4008190424763 | D.43 |
| HDC 48B SLU 1M32G | 1904190000 | 4032248585779 | D.43 |
| HDC 48B SLU 1PG29G | 1651100000 | 4008190299705 | D.43 |
| HDC 48B SLU 2M32G | 1788370000 | 4032248205905 | D.43 |
| HDC 48B SLU 2M40G | 1788360000 | 4032248205899 | D.43 |
| HDC 48B TOLU 1M32G | 1788350000 | 4032248205882 | D.43 |
| HDC 48B TOLU 1M50G | 1788330000 | 4032248205868 | D.43 |
| HDC 48B TOLU 1PG29G | 1650980000 | 4008190299606 | D.43 |
| HDC 48B TOLU 1PG36G | 1651000000 | 4008190299620 | D.43 |
| HDC 48B TSLU 1M32G | 1788320000 | 4032248205851 | D.43 |
| HDC 48B TSLU 1M40G | 1788310000 | 4032248205844 | D.43 |
| HDC 48B TSLU 1M50G | 1788300000 | 4032248205837 | D.43 |
| HDC 48B TSLU 1PG29G | 1650850000 | 4008190299453 | D.43 |
| HDC 48B TSLU 1PG36G | 1650860000 | 4008190299460 | D.43 |
| HDC 48B TSLU 1PG42G | 1670470000 | 4008190431556 | D.43 |
| HDC 64D KBU 1M32G | 1786960000 | 4032248204205 | D.31 |
| HDC 64D KBU 1PG29G | 1661810000 | 4008190418359 | D.31 |
| HDC 64D SBU 1M25G | 1904340000 | 4032248585601 | D.31 |
| HDC 64D SBU 1M32G | 1904350000 | 4032248585298 | D.31 |
| HDC 64D SBU 2M25G | 1786890000 | 4032248204137 | D.31 |
| HDC 64D SBU 2M32G | 1786880000 | 4032248204120 | D.31 |
| HDC 64D SBU 2PG21G | 1661590000 | 4008190418144 | D.31 |
| HDC 64D SBU 2PG29G | 1661630000 | 4008190418182 | D.31 |
| HDC 64D SDBO 1M32G | 1904400000 | 4032248585236 | D.34 |
| HDC 64D SDBO 1PG29G | 1662280000 | 4008190418809 | D.34 |
| HDC 64D SDBO 2M32G | 1786920000 | 4032248204168 | D.34 |
| HDC 64D SDLU 1M25G | 1904430000 | 4032248585106 | D.33 |
| HDC 64D SDLU 1M32G | 1904440000 | 4032248585212 | D.33 |
| HDC 64D SDLU 2M25G | 1786950000 | 4032248204199 | D.33 |
| HDC 64D SDLU 2M32G | 1786940000 | 4032248204182 | D.33 |
| HDC 64D SDLU 2PG29G | 1663040000 | 4008190419561 | D.33 |
| HDC 64D SLU 1M25G | 1904480000 | 4032248585090 | D.33 |
| HDC 64D SLU 1M32G | 1904490000 | 4032248585618 | D.33 |
| HDC 64D SLU 2M25G | 1786910000 | 4032248204151 | D.33 |
| HDC 64D SLU 2M32G | 1786900000 | 4032248204144 | D.33 |
| HDC 64D TOBO 1PG21G | 1662080000 | 4008190418601 | D.34 |
| HDC 64D TOBO 1PG29G | 1662100000 | 4008190418625 | D.34 |
| HDC 64D TOBU 1M32G | 1786830000 | 4032248204076 | D.30 |
| HDC 64D TOBU 1PG21G | 1661440000 | 4008190417994 | D.30 |
| HDC 64D TOBU 1PG29G | 1661460000 | 4008190418014 | D.30 |
| HDC 64D TOLU 1M25G | 1786870000 | 4032248204113 | D.32 |
| HDC 64D TOLU 1M32G | 1786860000 | 4032248204106 | D.32 |
| HDC 64D TOLU 1PG21G | 1662610000 | 4008190419134 | D.32 |
| HDC 64D TOLU 1PG29G | 1662630000 | 4008190419158 | D.32 |
| HDC 64D TSBO 1M25G | 1786800000 | 4032248204045 | D.34 |
| HDC 64D TSBO 1M32G | 1786790000 | 4032248204038 | D.34 |
| HDC 64D TSBO 1PG21G | 1661940000 | 4008190418472 | D.34 |
| HDC 64D TSBO 1PG29G | 1661960000 | 4008190418496 | D.34 |
| HDC 64D TSBU 1M25G | 1786780000 | 4032248204021 | D.30 |
| HDC 64D TSBU 1M32G | 1786770000 | 4032248204014 | D.30 |
| HDC 64D TSBU 1PG21G | 1661300000 | 4008190417857 | D.30 |
| HDC 64D TSBU 1PG29G | 1661320000 | 4008190417871 | D.30 |
| HDC 64D TSLU 1M32G | 1786810000 | 4032248204052 | D.32 |
| HDC 64D TSLU 1M40G | 1804610000 | 4032248267538 | D.32 |
| HDC 64D TSLU 1PG21G | 1662470000 | 4008190418991 | D.32 |
| HDC 64D TSLU 1PG29G | 1662490000 | 4008190419011 | D.32 |
| HDC CM 10 FC | 1758410000 | 4032248019632 | C.7 |
| HDC CM 10 FC MR | 1862030000 | 4032248425464 | C.7 |
| HDC CM 10 MC | 1758400000 | 4032248019625 | C.7 |
| HDC CM 10 MC MR | 1862050000 | 4032248425488 | C.7 |
| HDC CM 1BS +PE | 1828410000 | 4032248334636 | C.10 |
| HDC CM 1SS +PE | 1828390000 | 4032248334612 | C.10 |
| HDC CM 2BS | 1828400000 | 4032248334629 | C.10 |
| HDC CM 2SS | 1828380000 | 4032248334100 | C.10 |
| HDC CM 3 FC | 1758370000 | 4032248019595 | C.3 |
| HDC CM 3 FC MR | 1879040000 | 4032248473564 | C.3 |
| HDC CM 3 MC | 1758360000 | 4032248019588 | C.3 |
| HDC CM 3 MC MR | 1879030000 | 4032248473557 | C.3 |
| HDC CM 5 FC | 1758390000 | 4032248019618 | C.6 |
| HDC CM 5 FC MR | 1879010000 | 4032248473533 | C.6 |
| HDC CM 5 MC | 1758380000 | 4032248019601 | C.6 |
| HDC CM 5 MC MR | 1879020000 | 4032248473540 | C.6 |
| HDC CM BUS 2BS T PBDP | 1806030000 | 4032248275144 | C.15 |
| HDC CM BUS 2SS PBDP | 1806060000 | 4032248275182 | C.15 |
| HDC CM BUS 4BS | 1814300000 | 4032248299379 | C.14 |
| HDC CM BUS 4SS | 1814310000 | 4032248309320 | C.14 |
| HDC CM Bus F1 CT | 1908540000 | | C.17 |
| HDC CM Bus F2 | 1908490000 | | C.16 |
| HDC CM Bus F4 CT | 1908500000 | | C.17 |
| HDC CM Bus GCA | 1908510000 | | C.17 |
| HDC CM Bus M1 CT | 1908520000 | | C.17 |
| HDC CM Bus M2 | 1908530000 | | C.16 |
| HDC CM Bus M4 CT | 1908480000 | | C.17 |
| HDC CM HE 4 FC | 1861900000 | 4032248425044 | C.4 |
| HDC CM HE 4 FC MR | 1758350000 | 4032248019502 | C.4 |
| HDC CM HE 4 MC | 1861920000 | 4032248425068 | C.4 |
| HDC CM HE 4 MC MR | 1758340000 | 4032248019496 | C.4 |
| HDC CM HV 3 FC | 1862060000 | 4032248425495 | C.9 |
| HDC CM HV 3 FC MR | 1862070000 | 4032248425501 | C.9 |
| HDC CM HV 3 MC | 1862080000 | 4032248425518 | C.9 |
| HDC CM HV 3 MC MR | 1862000000 | 4032248425433 | C.9 |
| HDC GRIP PANEL 8 SC | 1934770000 | 4032248592029 | G.17 |
| HDC HA 10 FC | 1873860000 | 4032248458370 | B.8 |
| HDC HA 10 FS | 1650620000 | 4008190299293 | B.8 |
| HDC HA 10 FT | 1896780000 | 4032248592388 | B.8 |
| HDC HA 10 MC | 1873870000 | 4032248458387 | B.8 |
| HDC HA 10 MS | 1650610000 | 4008190299286 | B.8 |
| HDC HA 10 MT | 1896790000 | 4032248592395 | B.8 |
| HDC HA 16 FC | 1873880000 | 4032248458394 | B.10 |
| HDC HA 16 FC | 1873880000 | 4032248458394 | B.12 |
| HDC HA 16 FC | 1873880000 | 4032248458394 | B.14 |
| HDC HA 16 FC 17-32 | 1876040000 | 4032248466375 | B.12 |
| HDC HA 16 FC 17-32 | 1876040000 | 4032248466375 | B.14 |
| HDC HA 16 FC 33-48 | 1875540000 | 4032248465774 | B.14 |
| HDC HA 16 FS | 1650780000 | 4008190299408 | B.10 |
| HDC HA 16 FS | 1650780000 | 4008190299408 | B.12 |
| HDC HA 16 FS | 1650780000 | 4008190299408 | B.14 |
| HDC HA 16 FS 17-32 | 1650900000 | 4008190299514 | B.12 |
| HDC HA 16 FS 17-32 | 1650900000 | 4008190299514 | B.14 |
| HDC HA 16 FS 33-48 | 1651020000 | 4008190299644 | B.14 |
| HDC HA 16 FT | 1896800000 | 4032248592401 | B.10 |
| HDC HA 16 FT | 1896800000 | 4032248592401 | B.12 |
| HDC HA 16 FT | 1896800000 | 4032248592401 | B.14 |
| HDC HA 16 FT 17-32 | 1896810000 | 4032248592418 | B.12 |
| HDC HA 16 FT 17-32 | 1896810000 | 4032248592418 | B.14 |
| HDC HA 16 FT 33-48 | 1896820000 | 4032248592425 | B.14 |
| HDC HA 16 MC | 1873890000 | 4032248458400 | B.10 |
| HDC HA 16 MC | 1873890000 | 4032248458400 | B.12 |
| HDC HA 16 MC | 1873890000 | 4032248458400 | B.14 |
| HDC HA 16 MC 17-32 | 1875620000 | 4032248465927 | B.12 |
| HDC HA 16 MC 17-32 | 1875620000 | 4032248465927 | B.14 |
| HDC HA 16 MC 33-48 | 1875630000 | 4032248553945 | B.14 |
| HDC HA 16 MS | 1650770000 | 4008190299392 | B.10 |
| HDC HA 16 MS | 1650770000 | 4008190299392 | B.12 |
| HDC HA 16 MS | 1650770000 | 4008190299392 | B.14 |
| HDC HA 16 MS 17-32 | 1650880000 | 4008190299484 | B.12 |
| HDC HA 16 MS 17-32 | 1650880000 | 4008190299484 | B.14 |
| HDC HA 16 MS 33-48 | 1650990000 | 4008190299613 | B.14 |
| HDC HA 16 MT | 1896830000 | 4032248592432 | B.10 |
| HDC HA 16 MT | 1896830000 | 4032248592432 | B.12 |
| HDC HA 16 MT | 1896830000 | 4032248592432 | B.14 |
| HDC HA 16 MT 17-32 | 1896840000 | 4032248592449 | B.12 |
| HDC HA 16 MT 17-32 | 1896840000 | 4032248592449 | B.14 |
| HDC HA 16 MT 33-48 | 1896850000 | 4032248592456 | B.14 |
| HDC HA 3 EMVK AS M4 | 1827570000 | 4032248332670 | E.12 |
| HDC HA 3 EMVK SS 1xM20 | 1827670000 | 4032248332878 | E.12 |
| HDC HA 3 EMVK TOS 1xM20 | 1827420000 | 4032248332526 | E.12 |
| HDC HA 3 FS | 1498200000 | 4008190176556 | B.4 |
| HDC HA 3 IP68 AS M4 | 1827580000 | 4032248332687 | E.4 |
| HDC HA 3 IP68 EMVK MD | 1826760000 | 4032248330157 | E.12 |
| HDC HA 3 IP68 EMVK MD | 1826760000 | 4032248330157 | E.4 |
| HDC HA 3 IP68 SS 1xM20 | 1827680000 | 4032248332885 | E.4 |
| HDC HA 3 IP68 TOS 1xM20 | 1827440000 | 4032248332540 | E.4 |
| HDC HA 3 MS | 1498100000 | 4008190048747 | B.4 |
| HDC HA 4 FS | 1498400000 | 4008190178741 | B.6 |
| HDC HA 4 MS | 1498300000 | 4008190006471 | B.6 |
| HDC HB 10 EMVK AS M4 | 1827530000 | 4032248332632 | E.14 |
| HDC HB 10 EMVK AS M6 | 1828520000 | 4032248334896 | E.14 |
| HDC HB 10 EMVK SS 2xM32 | 1827630000 | 4032248332830 | E.14 |
| HDC HB 10 EMVK TOS 1xM32 | 1827340000 | 4032248332441 | E.14 |
| HDC HB 10 EMVK TSS 1xM32 | 1827330000 | 4032248332434 | E.14 |
| HDC HB 10 IP68 AS M4 | 1827540000 | 4032248332649 | E.6 |
| HDC HB 10 IP68 AS M6 | 1828580000 | 4032248334957 | E.6 |
| HDC HB 10 IP68 AS M6.D | 1828530000 | 4032248334902 | E.6 |
| HDC HB 10 IP68 EMVK MD | 1826740000 | 4032248330133 | E.14 |
| HDC HB 10 IP68 EMVK MD | 1826740000 | 4032248330133 | E.6 |
| HDC HB 10 IP68 SS 2xM32 | 1827640000 | 4032248332847 | E.6 |
| HDC HB 10 IP68 TOS 1xM32 | 1827360000 | 4032248332465 | E.6 |
| HDC HB 10 IP68 TSS 1xM32 | 1827350000 | 4032248332458 | E.6 |
| HDC HB 16 EMVK AS M4 | 1827510000 | 4032248332618 | E.15 |
| HDC HB 16 EMVK AS M6 | 1828500000 | 4032248334872 | E.15 |
| HDC HB 16 EMVK SS 2xM32 | 1827610000 | 4032248332816 | E.15 |
| HDC HB 16 EMVK TOS 1xM32 | 1827280000 | 4032248332403 | E.15 |
| HDC HB 16 EMVK TSS 1xM32 | 1827260000 | 4032248332397 | E.15 |
| HDC HB 16 IP68 AS M4 | 1827520000 | 4032248332625 | E.7 |
| HDC HB 16 IP68 AS M6 | 1828570000 | 4032248334940 | E.7 |
| HDC HB 16 IP68 AS M6 D | 1828510000 | 4032248334889 | E.7 |
| HDC HB 16 IP68 EMVK MD | 1826730000 | 4032248330126 | E.15 |
| HDC HB 16 IP68 EMVK MD | 1826730000 | 4032248330126 | E.7 |
| HDC HB 16 IP68 SS 2xM32 | 1827620000 | 4032248332823 | E.7 |
| HDC HB 16 IP68 TOS 1xM32 | 1827310000 | 4032248332427 | E.7 |
| HDC HB 16 IP68 TSS 1xM32 | 1827290000 | 4032248332410 | E.7 |
| HDC HB 24 EMVK AS M4 | 1827490000 | 4032248332595 | E.16 |
| HDC HB 24 EMVK AS M6 | 1828480000 | 4032248334858 | E.16 |
| HDC HB 24 EMVK SS 2xM40 | 1827590000 | 4032248332694 | E.16 |
| HDC HB 24 EMVK TOS 1xM40 | 1827210000 | 4032248332359 | E.16 |
| HDC HB 24 EMVK TSS 1xM40 | 1827220000 | 4032248332366 | E.16 |
| HDC HB 24 IP68 AS M4 | 1827500000 | 4032248332601 | E.8 |
| HDC HB 24 IP68 AS M6 | 1828560000 | 4032248334933 | E.8 |
| HDC HB 24 IP68 AS M6 D | 1828490000 | 4032248334865 | E.8 |
| HDC HB 24 IP68 EMVK MD | 1826720000 | 4032248330119 | E.16 |
| HDC HB 24 IP68 EMVK MD | 1826720000 | 4032248330119 | E.8 |
| HDC HB 24 IP68 SS 2xM40 | 1827600000 | 4032248332700 | E.8 |
| HDC HB 24 IP68 TOS 1xM40 | 1827250000 | 4032248332380 | E.8 |
| HDC HB 24 IP68 TSS 1xM40 | 1827240000 | 4032248332373 | E.8 |
| HDC HB 24 TEK AS M4 | 1827470000 | 4032248332571 | E.18 |
| HDC HB 24 TEK AS M4 | 1846010000 | 4032248362127 | E.18 |
| HDC HB 24 TEK TOS 1xM50G | 1827170000 | 4032248332328 | E.18 |
| HDC HB 24 TEK TSS 1xM50G | 1827160000 | 4032248332311 | E.18 |
| HDC HB 24 TIP AS M4 | 1827480000 | 4032248332588 | E.10 |
| HDC HB 24 TIP AS M4 | 1846020000 | 4032248362141 | E.10 |
| HDC HB 24 TIP TOS 1xM50G | 1827200000 | 4032248332342 | E.10 |
| HDC HB 24 TIP TSS 1xM50G | 1827190000 | 4032248332335 | E.10 |
| HDC HB 48 TEK AS M4 | 1827450000 | 4032248332557 | E.19 |
| HDC HB 48 TEK AS M4 | 1845980000 | 4032248361991 | E.19 |
| HDC HB 48 TEK TOS 1xM50G | 1827130000 | 4032248332281 | E.19 |
| HDC HB 48 TEK TSS 1xM40G | 1827120000 | 4032248332274 | E.19 |
| HDC HB 48 TEK TVS 1xM50G | 1853310000 | 4032248387380 | E.19 |
| HDC HB 48 TIP AS M4 | 1827460000 | 4032248332564 | E.11 |
| HDC HB 48 TIP AS M4 | 1846000000 | 4032248362110 | E.11 |
| HDC HB 48 TIP TOS 1xM50G | 1827150000 | 4032248332304 | E.11 |
| HDC HB 48 TIP TSS 1xM40G | 1827140000 | 4032248332298 | E.11 |
| HDC HB 48 TIP TVS 1xM50G | 1853300000 | 4032248387373 | E.11 |
| HDC HB 6 EMVK AS M4 | 1827550000 | 4032248332656 | E.13 |
| HDC HB 6 EMVK AS M6 | 1828540000 | 4032248334919 | E.13 |
| HDC HB 6 EMVK SS 2xM25 | 1827650000 | 4032248332854 | E.13 |
| HDC HB 6 EMVK TOS 1xM25 | 1827380000 | 4032248332489 | E.13 |
| HDC HB 6 EMVK TSS 1xM25 | 1827370000 | 4032248332472 | E.13 |
| HDC HB 6 IP68 AS M4 | 1827560000 | 4032248332663 | E.5 |
| HDC HB 6 IP68 AS M6 | 1828590000 | 4032248334964 | E.5 |
| HDC HB 6 IP68 AS M6.D | 1828550000 | 4032248334926 | E.5 |
| HDC HB 6 IP68 EMVK MD | 1826750000 | 4032248330140 | E.13 |
| HDC HB 6 IP68 EMVK MD | 1826750000 | 4032248330140 | E.5 |
| HDC HB 6 IP68 SS 2xM25 | 1827660000 | 4032248332861 | E.5 |
| HDC HB 6 IP68 TOS 1xM25 | 1827400000 | 4032248332502 | E.5 |
| HDC HB 6 IP68 TSS 1xM25 | 1827390000 | 4032248332496 | E.5 |
| HDC HB10 AWVL | 1790040000 | 4032248212101 | D.17 |
| HDC HD 15 FC | 1650660000 | 4008190299330 | B.46 |
| HDC HD 15 MC | 1650650000 | 4008190299323 | B.46 |
| HDC HD 16 FC | 1650720000 | 4008190437954 | B.48 |
| HDC HD 16 MC | 1650710000 | 4008190437909 | B.48 |
| HDC HD 24 FC | 1650890000 | 4008190299491 | B.50 |
| HDC HD 24 MC | 1650870000 | 4008190299477 | B.50 |
| HDC HD 25 FC | 1650820000 | 4008190299446 | B.52 |
| HDC HD 25 FC | 1650820000 | 4008190299446 | B.56 |
| HDC HD 25 MC | 1650810000 | 4008190299439 | B.52 |
| HDC HD 25 MC | 1650810000 | 4008190299439 | B.56 |
| HDC HD 40 FC | 1601730000 | 4008190022006 | B.54 |
| HDC HD 40 FC | 1601730000 | 4008190022006 | B.60 |
| HDC HD 40 MC | 1601710000 | 4008190154769 | B.54 |
| HDC HD 40 MC | 1601710000 | 4008190154769 | B.60 |
| HDC HD 64 FC | 1601740000 | 4008190001193 | B.58 |
| HDC HD 64 FC | 1601740000 | 4008190001193 | B.62 |
| HDC HD 64 MC | 1601720000 | 4008190125073 | B.58 |
| HDC HD 64 MC | 1601720000 | 4008190125073 | B.62 |
| HDC HD 7 FC | 1650580000 | 4008190299255 | B.42 |
| HDC HD 7 MC | 1650570000 | 4008190870942 | B.42 |
| HDC HD 8 FC | 1650600000 | 4008190870959 | B.44 |
| HDC HD 8 MC | 1650590000 | 4008190299262 | B.44 |
| HDC HDD 108 FC | 1651220000 | 4008190299828 | B.72 |
| HDC HDD 108 FC | 1651220000 | 4008190299828 | B.76 |
| HDC HDD 108 MC | 1651210000 | 4008190299811 | B.72 |
| HDC HDD 108 MC | 1651210000 | 4008190299811 | B.76 |
| HDC HDD 144 FC | 1651260000 | 4008190299866 | B.74 |
| HDC HDD 144 MC | 1651240000 | 4008190299842 | B.74 |

| Type | Order No. | EAN No. | Page |
|---|---|---|---|
| HDC HDD 216 FC | 1651300000 | 4008190299903 | B.76 |
| HDC HDD 216 MC | 1651280000 | 4008190299880 | B.76 |
| HDC HDD 24 FC | 1651160000 | 4008190299767 | B.66 |
| HDC HDD 24 MC | 1651150000 | 4008190299750 | B.66 |
| HDC HDD 42 FC | 1651180000 | 4008190299781 | B.68 |
| HDC HDD 42 MC | 1651170000 | 4008190299774 | B.68 |
| HDC HDD 72 FC | 1651200000 | 4008190299804 | B.70 |
| HDC HDD 72 FC | 1651200000 | 4008190299804 | B.74 |
| HDC HDD 72 MC | 1651190000 | 4008190299798 | B.70 |
| HDC HDD 72 MC | 1651190000 | 4008190299798 | B.74 |
| HDC HE 10 FC | 1204400000 | 4008190062699 | B.20 |
| HDC HE 10 FP | 1873540000 | 4032248458158 | B.20 |
| HDC HE 10 FS | 1204100000 | 4008190170172 | B.20 |
| HDC HE 10 FT | 1745770000 | 4008190985493 | B.20 |
| HDC HE 10 MC | 1204300000 | 4008190068318 | B.20 |
| HDC HE 10 MP | 1873550000 | 4032248458165 | B.20 |
| HDC HE 10 MS | 1203900000 | 4008190169916 | B.20 |
| HDC HE 10 MT | 1745830000 | 4008190985554 | B.20 |
| HDC HE 16 FC | 1208000000 | 4008190015978 | B.22 |
| HDC HE 16 FC | 1208000000 | 4008190015978 | B.26 |
| HDC HE 16 FC 17-32 | 1216700000 | 4008190073091 | B.26 |
| HDC HE 16 FP | 1873560000 | 4032248458172 | B.22 |
| HDC HE 16 FP | 1873560000 | 4032248458172 | B.26 |
| HDC HE 16 FP 17-32 | 1875740000 | 4032248466023 | B.26 |
| HDC HE 16 FS | 1207700000 | 4008190136383 | B.22 |
| HDC HE 16 FS | 1207700000 | 4008190136383 | B.26 |
| HDC HE 16 FS 17-32 | 1216100000 | 4008190055295 | B.26 |
| HDC HE 16 FT | 1745780000 | 4008190985509 | B.22 |
| HDC HE 16 FT | 1745780000 | 4008190985509 | B.26 |
| HDC HE 16 FT 17-32 | 1745800000 | 4008190985523 | B.26 |
| HDC HE 16 MC | 1207900000 | 4008190171698 | B.22 |
| HDC HE 16 MC | 1207900000 | 4008190171698 | B.26 |
| HDC HE 16 MC 17-32 | 1216500000 | 4008190040895 | B.26 |
| HDC HE 16 MP | 1873570000 | 4032248458189 | B.22 |
| HDC HE 16 MP | 1873570000 | 4032248458189 | B.26 |
| HDC HE 16 MP 17-32 | 1875800000 | 4032248466061 | B.26 |
| HDC HE 16 MS | 1207500000 | 4008190154790 | B.22 |
| HDC HE 16 MS | 1207500000 | 4008190154790 | B.26 |
| HDC HE 16 MS 17-32 | 1215700000 | 4008190056360 | B.26 |
| HDC HE 16 MT | 1745840000 | 4008190985561 | B.22 |
| HDC HE 16 MT | 1745840000 | 4008190985561 | B.26 |
| HDC HE 16 MT 17-32 | 1745860000 | 4008190985585 | B.26 |
| HDC HE 24 FC | 1211600000 | 4008190033200 | B.24 |
| HDC HE 24 FC | 1211600000 | 4008190033200 | B.28 |
| HDC HE 24 FC 25-48 | 1226600000 | 4008190165567 | B.28 |
| HDC HE 24 FP | 1873580000 | 4032248458196 | B.24 |
| HDC HE 24 FP | 1873580000 | 4032248458196 | B.28 |
| HDC HE 24 FP 25-48 | 1875850000 | 4032248466115 | B.28 |
| HDC HE 24 FS | 1211300000 | 4008190067298 | B.24 |
| HDC HE 24 FS | 1211300000 | 4008190067298 | B.28 |
| HDC HE 24 FS 25-48 | 1221200000 | 4008190014896 | B.28 |
| HDC HE 24 FT | 1745790000 | 4008190985516 | B.24 |
| HDC HE 24 FT | 1745790000 | 4008190985516 | B.28 |
| HDC HE 24 FT 25-48 | 1745810000 | 4008190985530 | B.28 |
| HDC HE 24 MC | 1211500000 | 4008190042097 | B.24 |
| HDC HE 24 MC | 1211500000 | 4008190042097 | B.28 |
| HDC HE 24 MC 25-48 | 1226400000 | 4008190061104 | B.28 |
| HDC HE 24 MP | 1873590000 | 4032248458202 | B.24 |
| HDC HE 24 MP | 1873590000 | 4032248458202 | B.28 |
| HDC HE 24 MP 25-48 | 1875890000 | 4032248466153 | B.28 |
| HDC HE 24 MS | 1211100000 | 4008190181703 | B.24 |
| HDC HE 24 MS | 1211100000 | 4008190181703 | B.28 |
| HDC HE 24 MS 25-48 | 1220800000 | 4008190168896 | B.28 |
| HDC HE 24 MT | 1745850000 | 4008190985578 | B.24 |
| HDC HE 24 MT | 1745850000 | 4008190985578 | B.28 |
| HDC HE 24 MT 25-48 | 1745870000 | 4008190985592 | B.28 |
| HDC HE 6 FC | 1201000000 | 4008190131678 | B.18 |
| HDC HE 6 FP | 1873520000 | 4032248457779 | B.18 |
| HDC HE 6 FS | 1200200000 | 4008190140021 | B.18 |
| HDC HE 6 FT | 1745760000 | 4008190985486 | B.18 |
| HDC HE 6 MC | 1200400000 | 4008190110864 | B.18 |
| HDC HE 6 MP | 1873530000 | 4032248457786 | B.18 |
| HDC HE 6 MS | 1200000000 | 4008190067564 | B.18 |
| HDC HE 6 MT | 1745820000 | 4008190985547 | B.18 |
| HDC HEE 10 BCM | 1826840000 | 4032248330249 | B.32 |
| HDC HEE 10 SCM | 1826830000 | 4032248330232 | B.32 |
| HDC HEE 18 BCM | 1826820000 | 4032248330225 | B.34 |
| HDC HEE 18 SCM | 1826810000 | 4032248330218 | B.34 |
| HDC HEE 32 BCM | 1826800000 | 4032248330201 | B.36 |
| HDC HEE 32 SCM | 1826790000 | 4032248330195 | B.36 |
| HDC HEE 46 BCM | 1826780000 | 4032248330188 | B.38 |
| HDC HEE 46 SCM | 1826770000 | 4032248330171 | B.38 |
| HDC HQ 5 FC | 1912460000 | 4032248542055 | B.106 |
| HDC HQ 5 MC | 1912440000 | 4032248542031 | B.106 |
| HDC HQ 8 FC | 1919980000 | 4032248557950 | B.108 |
| HDC HQ 8 MC | 1919970000 | 4032248557943 | B.108 |
| HDC HSB 6 FS | 1498900000 | 4008190071417 | B.88 |
| HDC HSB 6 FS | 1498900000 | 4008190071417 | B.90 |
| HDC HSB 6 FS 7 - 12 | 1499000000 | 4008190006082 | B.90 |
| HDC HSB 6 MS | 1498700000 | 4008190035136 | B.88 |
| HDC HSB 6 MS | 1498700000 | 4008190035136 | B.90 |
| HDC HSB 6 MS 7 - 12 | 1498800000 | 4008190071875 | B.90 |
| HDC HVE 10+2 FS | 1651360000 | 4008190299965 | B.84 |
| HDC HVE 10+2 FT | 1896960000 | 4032248602155 | B.84 |
| HDC HVE 10+2 MS | 1651350000 | 4008190299958 | B.84 |
| HDC HVE 10+2 MT | 1896970000 | 4032248603213 | B.84 |
| HDC HVE 3+2 FS | 1651320000 | 4008190299927 | B.80 |
| HDC HVE 3+2 FT | 1896920000 | 4032248602001 | B.80 |
| HDC HVE 3+2 MS | 1651310000 | 4008190299910 | B.80 |
| HDC HVE 3+2 MT | 1896930000 | 4032248602124 | B.80 |

| Type | Order No. | EAN No. | Page |
|---|---|---|---|
| HDC HVE 6+2 FS | 1651340000 | 4008190299941 | B.82 |
| HDC HVE 6+2 FT | 1896940000 | 4032248602131 | B.82 |
| HDC HVE 6+2 MS | 1651330000 | 4008190299934 | B.82 |
| HDC HVE 6+2 MT | 1896950000 | 4032248602148 | B.82 |
| HDC Kit HA 04.402 M | 1802700000 | 4032248257324 | F.6 |
| HDC Kit HA 04.406 M | 1802720000 | 4032248257331 | F.6 |
| HDC Kit HE 06.100 M | 1802730000 | 4032248257348 | F.8 |
| HDC Kit HE 06.101 M | 1802740000 | 4032248257355 | F.8 |
| HDC RailMate Basis | 1797580000 | 4032248239252 | G.9 |
| HDC RailMate COS 1 Set | 1798260000 | 4032248241866 | G.9 |
| HDC RailMate HB 10 Set | 1797510000 | 4032248239184 | G.9 |
| HDC RailMate HB10 Top | 1797550000 | 4032248239221 | G.9 |
| HDC RailMate HB16 Set | 1797520000 | 4032248239191 | G.9 |
| HDC RailMate HB16 Top | 1797560000 | 4032248239238 | G.9 |
| HDC RailMate HB24 Set | 1797530000 | 4032248239207 | G.9 |
| HDC RailMate HB24 Top | 1797570000 | 4032248239245 | G.9 |
| HDC RailMate HB6 Set | 1797500000 | 4032248239177 | G.9 |
| HDC RailMate HB6 Top | 1797540000 | 4032248239214 | G.9 |
| HDC S4 0 BAS | 1789970000 | 4032248212033 | B.98 |
| HDC S4 0 SAS | 1789960000 | 4032248212026 | B.98 |
| HDC S4 BAS | 1789980000 | 4032248212040 | B.96 |
| HDC S4 SAS | 1789990000 | 4032248212057 | B.96 |
| HDC S6 12 BAS | 1790010000 | 4032248212071 | B.100 |
| HDC S6 12 SAS | 1790000000 | 4032248212064 | B.100 |
| HDC S6 6 BAS | 1790020000 | 4032248212088 | B.102 |
| HDC S6 6 SAS | 1790030000 | 4032248212095 | B.102 |
| HDC SHIELD CLAMP 10.0 | 1912250000 | 4032248541577 | G.16 |
| HDC SHIELD CLAMP 4.5 | 1912190000 | 4032248541515 | G.16 |
| HDC SHIELD CLAMP 5.0 | 1912200000 | 4032248541522 | G.16 |
| HDC SHIELD CLAMP 6.0 | 1912210000 | 4032248541539 | G.16 |
| HDC SHIELD CLAMP 7.0 | 1912220000 | 4032248541546 | G.16 |
| HDC SHIELD CLAMP 8.0 | 1912230000 | 4032248541553 | G.16 |
| HDC SHIELD CLAMP 9.0 | 1912240000 | 4032248541560 | G.16 |
| HDC SHIELD LEVER 3 SC | 1867390000 | 4032248438372 | G.15 |
| HDC SHIELD LEVER 4 SC | 1867370000 | 4032248438358 | G.15 |
| HDC SHIELD LEVER 6 SC | 1867380000 | 4032248438365 | G.15 |
| HDC SHIELD LEVER 8 SC | 1867360000 | 4032248438341 | G.15 |
| HDC-C-HD-B-LWL1.0POF | 1773640000 | 4032248142743 | G.6 |
| HDC-C-HD-BM0.14-0.37AG | 1651570000 | 4008190400248 | G.3 |
| HDC-C-HD-BM0.14-0.37AG | 1651570000 | 4008190400248 | G.5 |
| HDC-C-HD-BM0.14-0.37AU | 1651670000 | 4008190400347 | G.3 |
| HDC-C-HD-BM0.14-0.37AU | 1651670000 | 4008190400347 | G.5 |
| HDC-C-HD-BM0.5AG | 1651580000 | 4008190400255 | G.3 |
| HDC-C-HD-BM0.5AG | 1651580000 | 4008190400255 | G.5 |
| HDC-C-HD-BM0.5AU | 1651680000 | 4008190400354 | G.3 |
| HDC-C-HD-BM0.5AU | 1651680000 | 4008190400354 | G.5 |
| HDC-C-HD-BM0.75-1.00AG | 1601760000 | 4008190158354 | G.3 |
| HDC-C-HD-BM0.75-1.00AG | 1601760000 | 4008190158354 | G.5 |
| HDC-C-HD-BM0.75-1.00AU | 1651690000 | 4008190400361 | G.3 |
| HDC-C-HD-BM0.75-1.00AU | 1651690000 | 4008190400361 | G.5 |
| HDC-C-HD-BM1.5AG | 1651600000 | 4008190400279 | G.3 |
| HDC-C-HD-BM1.5AG | 1651600000 | 4008190400279 | G.5 |
| HDC-C-HD-BM1.5AU | 1651700000 | 4008190400378 | G.3 |
| HDC-C-HD-BM1.5AU | 1651700000 | 4008190400378 | G.5 |
| HDC-C-HD-BM2.5AG | 1651610000 | 4008190400286 | G.3 |
| HDC-C-HD-BM2.5AG | 1651610000 | 4008190400286 | G.5 |
| HDC-C-HD-BM2.5AU | 1651710000 | 4008190400385 | G.3 |
| HDC-C-HD-BM2.5AU | 1651710000 | 4008190400385 | G.5 |
| HDC-C-HD-S-LWL1.0POF | 1773630000 | 4032248142736 | G.6 |
| HDC-C-HD-SM0.14-0.37AG | 1651520000 | 4008190400194 | G.3 |
| HDC-C-HD-SM0.14-0.37AG | 1651520000 | 4008190400194 | G.5 |
| HDC-C-HD-SM0.14-0.37AU | 1651620000 | 4008190400293 | G.3 |
| HDC-C-HD-SM0.14-0.37AU | 1651620000 | 4008190400293 | G.5 |
| HDC-C-HD-SM0.5AG | 1651530000 | 4008190400200 | G.3 |
| HDC-C-HD-SM0.5AG | 1651530000 | 4008190400200 | G.5 |
| HDC-C-HD-SM0.5AU | 1651630000 | 4008190400309 | G.3 |
| HDC-C-HD-SM0.5AU | 1651630000 | 4008190400309 | G.5 |
| HDC-C-HD-SM0.75-1.00AG | 1601750000 | 4008190134280 | G.3 |
| HDC-C-HD-SM0.75-1.00AG | 1601750000 | 4008190134280 | G.5 |
| HDC-C-HD-SM0.75-1.00AU | 1651640000 | 4008190400316 | G.3 |
| HDC-C-HD-SM0.75-1.00AU | 1651640000 | 4008190400316 | G.5 |
| HDC-C-HD-SM1.5AG | 1651550000 | 4008190400224 | G.3 |
| HDC-C-HD-SM1.5AG | 1651550000 | 4008190400224 | G.5 |
| HDC-C-HD-SM1.5AU | 1651650000 | 4008190400323 | G.3 |
| HDC-C-HD-SM1.5AU | 1651650000 | 4008190400323 | G.5 |
| HDC-C-HD-SM2.5AG | 1651560000 | 4008190400231 | G.3 |
| HDC-C-HD-SM2.5AG | 1651560000 | 4008190400231 | G.5 |
| HDC-C-HD-SM2.5AU | 1651660000 | 4008190400330 | G.3 |
| HDC-C-HD-SM2.5AU | 1651660000 | 4008190400330 | G.5 |
| HDC-C-HE-BM0.5AG | 1201100000 | 4008190142698 | G.3 |
| HDC-C-HE-BM0.5AU | 1651470000 | 4008190400149 | G.3 |
| HDC-C-HE-BM0.75-1.00AG | 1201200000 | 4008190044480 | G.3 |
| HDC-C-HE-BM0.75-1.00AU | 1651480000 | 4008190400156 | G.3 |
| HDC-C-HE-BM1.5AG | 1201300000 | 4008190100346 | G.3 |
| HDC-C-HE-BM1.5AU | 1651490000 | 4008190400163 | G.3 |
| HDC-C-HE-BM2.5AG | 1201400000 | 4008190047078 | G.3 |
| HDC-C-HE-BM2.5AU | 1651500000 | 4008190400170 | G.3 |
| HDC-C-HE-BM4.0AG | 1201500000 | 4008190148096 | G.3 |
| HDC-C-HE-BM4.0AU | 1651510000 | 4008190400187 | G.3 |
| HDC-C-HE-SM0.5AG | 1200500000 | 4008190159627 | G.3 |
| HDC-C-HE-SM0.5AU | 1651420000 | 4008190400095 | G.3 |
| HDC-C-HE-SM0.75-1.00AG | 1200600000 | 4008190171308 | G.3 |
| HDC-C-HE-SM0.75-1.00AU | 1651430000 | 4008190400101 | G.3 |
| HDC-C-HE-SM1.5AG | 1200700000 | 4008190074920 | G.3 |
| HDC-C-HE-SM1.5AU | 1651440000 | 4008190400118 | G.3 |
| HDC-C-HE-SM2.5AG | 1200800000 | 4008190131913 | G.3 |
| HDC-C-HE-SM2.5AU | 1651450000 | 4008190400125 | G.3 |
| HDC-C-HE-SM4.0AG | 1200900000 | 4008190115906 | G.3 |
| HDC-C-HE-SM4.0AU | 1651460000 | 4008190400132 | G.3 |
| HDC-CM-1BPN2.5 | 1894780000 | 4032248509256 | C.11 |

| Type | Order No. | EAN No. | Page |
|---|---|---|---|
| HDC-CM-1BPN4.0 | 1894720000 | 4032248509195 | C.11 |
| HDC-CM-1SPN2.5 | 1894730000 | 4032248509201 | C.11 |
| HDC-CM-1SPN4.0 | 1894740000 | 4032248509218 | C.11 |
| HDC-CM-20/CZC9428P | 1700900000 | 4008190900151 | C.8 |
| HDC-CM-20/CZC9428P | 1700900000 | 4008190900151 | G.10 |
| HDC-CM-20/CZC9428P | 1700900000 | 4008190900151 | G.5 |
| HDC-CM-20BCG GR | 1758430000 | 4032248019656 | C.8 |
| HDC-C-M20-BCG0.08-0.2AU | 1682430000 | 4008190859954 | G.5 |
| HDC-C-M20-BCG0.2-0.52AU | 1682450000 | 4008190859961 | G.5 |
| HDC-CM-20SCG GR | 1758420000 | 4032248019649 | C.8 |
| HDC-C-M20-SCG0.08-0.2AU | 1682420000 | 4008190859930 | G.5 |
| HDC-C-M20-SCG0.2-0.52AU | 1682440000 | 4008190859947 | G.5 |
| HDC-CM-2BPN2.5 | 1894750000 | 4032248509225 | C.11 |
| HDC-CM-2BPN4.0 | 1894760000 | 4032248509232 | C.11 |
| HDC-CM-2SPN2.5 | 1894770000 | 4032248509249 | C.11 |
| HDC-CM-2SPN4.0 | 1894710000 | 4032248509188 | C.11 |
| HDC-CM-3/CZTB0002 | 1700890000 | 4008190900144 | G.10 |
| HDC-CM-3/CZTB0002 | 1700890000 | 4008190900144 | G.4 |
| HDC-C-M3-BM1.5AG | 1698130000 | 4008190885045 | G.4 |
| HDC-C-M3-BM10.0AG | 1682310000 | 4008190474041 | G.4 |
| HDC-C-M3-BM2.5AG | 1698150000 | 4008190885069 | G.4 |
| HDC-C-M3-BM4.0AG | 1682270000 | 4008190474003 | G.4 |
| HDC-C-M3-BM6.0AG | 1682290000 | 4008190474027 | G.4 |
| HDC-C-M3-SM1.5AG | 1698120000 | 4008190885038 | G.4 |
| HDC-C-M3-SM10.0AG | 1682300000 | 4008190474034 | G.4 |
| HDC-C-M3-SM2.5AG | 1698140000 | 4008190885052 | G.4 |
| HDC-C-M3-SM4.0AG | 1682260000 | 4008190473990 | G.4 |
| HDC-C-M3-SM6.0AG | 1682280000 | 4008190474010 | G.4 |
| HDC-CM-4BZF AG | 1730130000 | 4008190384685 | C.5 |
| HDC-CM-4SZF AG | 1730120000 | 4008190384678 | C.5 |
| HDC-C-M5-BM0.75-1.0AG | 1682350000 | 4008190474089 | G.4 |
| HDC-C-M5-BM1.5AG | 1682370000 | 4008190474102 | G.4 |
| HDC-C-M5-BM2.5AG | 1682390000 | 4008190474126 | G.4 |
| HDC-C-M5-BM4.0AG | 1682410000 | 4008190474140 | G.4 |
| HDC-C-M5-SM0.75-1.0AG | 1682340000 | 4008190474072 | G.4 |
| HDC-C-M5-SM1.5AG | 1682360000 | 4008190474096 | G.4 |
| HDC-C-M5-SM2.5AG | 1682380000 | 4008190474119 | G.4 |
| HDC-C-M5-SM4.0AG | 1682400000 | 4008190474133 | G.4 |
| HDC-CR10-3B GR | 1758470000 | 4032248019694 | C.20 |
| HDC-CR10-3S GR | 1758460000 | 4032248019687 | C.20 |
| HDC-CR16-5B GR | 1758490000 | 4032248019717 | C.22 |
| HDC-CR16-5B-2 GR | 1758530000 | 4032248019755 | C.26 |
| HDC-CR16-5S GR | 1758480000 | 4032248019700 | C.22 |
| HDC-CR16-5S-2 GR | 1758520000 | 4032248019748 | C.26 |
| HDC-CR24-7B GR | 1758510000 | 4032248019731 | C.24 |
| HDC-CR24-7B-2 GR | 1758550000 | 4032248019779 | C.28 |
| HDC-CR24-7S GR | 1758500000 | 4032248019724 | C.24 |
| HDC-CR24-7S-2 GR | 1758540000 | 4032248019762 | C.28 |
| HDC-CR6-2B GR | 1758450000 | 4032248019670 | C.18 |
| HDC-CR6-2S GR | 1758440000 | 4032248019663 | C.18 |
| HDC-DW-M0D | 1688200000 | 4008190857189 | G.11 |
| HDC-HA10FD | 1739200000 | 4008190955182 | G.14 |
| HDC-HA16FD | 1739190000 | 4008190955175 | G.14 |
| HDC-HA32FD | 1739210000 | 4008190955199 | G.14 |
| HDC-HA3FD | 1739220000 | 4008190955205 | G.14 |
| HDC-HA48 FD | 1855950000 | 4032248398713 | G.14 |
| HDC-HB10 AWVL FD | 1855680000 | 4032248397617 | G.14 |
| HDC-HB10 FD | 1855970000 | 4032248398737 | G.14 |
| HDC-HB-10-AVU | 1205000000 | 4008190872960 | B.115 |
| HDC-HB16 FD | 1855980000 | 4032248398744 | G.14 |
| HDC-HB-16-AVU | 1208600000 | 4008190881351 | B.117 |
| HDC-HB24 FD | 1855990000 | 4032248398751 | G.14 |
| HDC-HB-24-AVU | 1212400000 | 4008190083939 | B.119 |
| HDC-HB32 FD | 1856000000 | 4032248398768 | G.14 |
| HDC-HB48 FD | 1856010000 | 4032248398775 | G.14 |
| HDC-HB6 FD | 1855960000 | 4032248398720 | G.14 |
| HDC-HB-6-ADVL | 1202500000 | 4008190889920 | B.113 |
| HDC-HB-6-AVL | 1202100000 | 4008190149369 | B.113 |
| HDC-KIT-HA 03.300 | 1712560000 | 4008190947781 | F.5 |
| HDC-KIT-HA 03.300 M | 1802470000 | 4032248256945 | F.4 |
| HDC-KIT-HA 03.301 | 1712570000 | 4008190947798 | F.5 |
| HDC-KIT-HA 03.301 M | 1802460000 | 4032248256921 | F.4 |
| HDC-KIT-HA 03.302 | 1712580000 | 4008190947804 | F.5 |
| HDC-KIT-HA 03.302 M | 1802450000 | 4032248256914 | F.4 |
| HDC-KIT-HA 03.404 | 1712630000 | 4008190947866 | F.5 |
| HDC-KIT-HA 04.400 | 1712590000 | 4008190947811 | F.7 |
| HDC-KIT-HA 04.400 M | 1802440000 | 4032248256907 | F.6 |
| HDC-KIT-HA 04.401 | 1712600000 | 4008190947828 | F.7 |
| HDC-KIT-HA 04.401 M | 1802430000 | 4032248256884 | F.6 |
| HDC-KIT-HA 04.402 | 1712610000 | 4008190947835 | F.7 |
| HDC-KIT-HA 04.406 | 1712650000 | 4008190947880 | F.7 |
| HDC-KIT-HE 06.100 | 1712460000 | 4008190944032 | F.9 |
| HDC-KIT-HE 06.101 | 1712660000 | 4008190947897 | F.9 |
| HDC-KIT-HE 06.200 | 1712700000 | 4008190947934 | F.9 |
| HDC-KIT-HE 10.110 | 1712510000 | 4008190947736 | F.11 |
| HDC-KIT-HE 10.110 M | 1802420000 | 4032248256877 | F.10 |
| HDC-KIT-HE 10.111 | 1712670000 | 4008190947903 | F.11 |
| HDC-KIT-HE 10.111 M | 1802410000 | 4032248256860 | F.10 |
| HDC-KIT-HE 10.210 | 1712710000 | 4008190947941 | F.11 |
| HDC-KIT-HE 16.120 | 1712520000 | 4008190947743 | F.13 |
| HDC-KIT-HE 16.120 M | 1802400000 | 4032248256853 | F.12 |
| HDC-KIT-HE 16.121 | 1712680000 | 4008190947910 | F.13 |
| HDC-KIT-HE 16.121 M | 1802390000 | 4032248256846 | F.12 |
| HDC-KIT-HE 16.220 | 1712720000 | 4008190947958 | F.13 |
| HDC-KIT-HE 24.130 | 1712530000 | 4008190947750 | F.15 |
| HDC-KIT-HE 24.130 M | 1802380000 | 4032248256839 | F.14 |
| HDC-KIT-HE 24.131 | 1712690000 | 4008190947927 | F.15 |
| HDC-KIT-HE 24.131 M | 1802480000 | 4032248256952 | F.14 |
| HDC-KIT-HE 24.230 | 1712730000 | 4008190947965 | F.15 |
| HDC-KIT-HE 32.140 | 1712540000 | 4008190947767 | F.17 |

| Type | Order No. | EAN No. | Page |
|---|---|---|---|
| HDC-KIT-HE 32.140 M | 1802370000 | 4032248256822 | F.16 |
| HDC-KIT-HE 48.150 | 1712550000 | 4008190947774 | F.19 |
| HDC-KIT-HE 48.150 M | 1802360000 | 4032248256815 | F.18 |
| HDC-KIT-HSB 06.500 | 1724000000 | 4008190367770 | F.20 |
| HTX-HDC/POF | 9010950000 | 4032248331543 | G.11 |
| HTX-HDC/POF | 9010950000 | 4032248331543 | G.7 |
| **K** | | | |
| KT 8 | 9002650000 | 4008190020163 | G.7 |
| KV 11-M | 1656390000 | 4008190409401 | H.8 |
| KV 13-M | 1656400000 | 4008190409418 | H.8 |
| KV 16-M | 1656410000 | 4008190409425 | H.8 |
| KV 21-M | 1656420000 | 4008190409432 | H.8 |
| KV 29-M | 1656430000 | 4008190409449 | H.8 |
| KV 42-M | 1656450000 | 4008190409463 | H.8 |
| **L** | | | |
| LM MT300 20X8 GE | 1686381687 | 4008190493943 | G.9 |
| LM MT300 20X8 SI | 1686380001 | 4008190493929 | G.9 |
| LM MT300 20X8 WS | 1686381044 | 4008190493936 | G.9 |
| **M** | | | |
| MODUFLEX C-CR | 1746060000 | 4008190986476 | C.32 |
| MODUFLEX C-KITO.M.MW-1F | 1765570000 | 4032248059805 | C.33 |
| MODUFLEX C-KITO.M.MW-2F | 1765580000 | 4032248059799 | C.33 |
| MODUFLEX C-KITO.M.MW-3F | 1765590000 | 4032248059812 | C.33 |
| MODUFLEX C-KITO.M.MW-4F | 1765600000 | 4032248059829 | C.33 |
| MODUFLEX C-KITO.M.MW-5F | 1765610000 | 4032248059836 | C.33 |
| MODUFLEX C-MH/ZE | 1752970000 | 4032248190614 | C.33 |
| MODUFLEX C-MW | 1746070000 | 4008190986483 | C.32 |
| MOFU 35 | 0495660000 | 4008190048518 | C.32 |
| **P** | | | |
| PB LWL/POF | 9020400000 | 4032248300587 | G.11 |
| PB LWL/POF | 9020400000 | 4032248300587 | G.7 |
| PS LWL/POF | 9020390000 | 4032248300570 | G.11 |
| PS LWL/POF | 9020390000 | 4032248300570 | G.7 |
| PTSC KB 30X6 WN1412 | 1766120000 | 4008190078386 | C.32 |
| **R** | | | |
| Removal Tool CM 20 | 1866740000 | 4032248437061 | G.11 |
| Removal Tool CM 20 | 1866740000 | 4032248437061 | G.5 |
| Removal Tool CM 3 | 1866710000 | 4032248437030 | G.11 |
| Removal Tool CM 3 | 1866710000 | 4032248437030 | G.4 |
| Removal Tool CM 5 | 1866720000 | 4032248437047 | G.11 |
| Removal Tool CM 5 | 1866720000 | 4032248437047 | G.4 |
| Removal Tool HD | 1866730000 | 4032248437054 | G.11 |
| Removal Tool HD | 1866730000 | 4032248437054 | G.3 |
| Removal Tool HD | 1866730000 | 4032248437054 | G.5 |
| Removal Tool HD | 1866730000 | 4032248437054 | G.7 |
| Removal Tool HE | 1866750000 | 4032248437078 | G.11 |
| Removal Tool HE | 1866750000 | 4032248437078 | G.3 |
| **S** | | | |
| SF 10 BEZ. 0-9 | 0332400000 | 4008190105402 | B.122 |
| SF 10 BEZ. 1-10 | 0331500001 | 4008190055233 | B.122 |
| SF 10 BEZ. 11-20 | 0331500011 | 4008190067007 | B.122 |
| SG 10 BEZ. 0 | 0332501000 | 4008190093419 | B.122 |
| SG 10 BEZ. 1 | 0332500001 | 4008190158996 | B.122 |
| SG 10 BEZ. 2 | 0332500002 | 4008190156374 | B.122 |
| SG 10 BEZ. 3 | 0332500003 | 4008190117528 | B.122 |
| SG 10 BEZ. 4 | 0332500004 | 4008190076870 | B.122 |
| SG 10 BEZ. 5 | 0332500005 | 4008190156060 | B.122 |
| SG 10 BEZ. 6 | 0332500006 | 4008190007539 | B.122 |
| SG 10 BEZ. 7 | 0332500007 | 4008190013189 | B.122 |
| SG 10 BEZ. 8 | 0332500008 | 4008190018337 | B.122 |
| SG 10 BEZ. 9 | 0332500009 | 4008190142131 | B.122 |
| SO 10 | 0332300000 | 4008190012106 | B.122 |
| SPB-M 3 | 1203600000 | 4008190120047 | G.12 |
| **T** | | | |
| THM MT30X 32/9 GE/M | 1751771687 | 4032248001491 | G.9 |
| THM MT30X 32/9 SI/M | 1751770001 | 4032248001507 | G.9 |
| THM MT30X 32/9 WS/M | 1751771044 | 4032248001484 | G.9 |
| **V** | | | |
| VG 11-EXE MS | 1719010000 | 4008190352233 | H.11 |
| VG 11-EXE SW | 1490600000 | 4008190116422 | H.10 |
| VG 11-EXI BL | 1491400000 | 4008190092955 | H.10 |
| VG 11-K68 | 1568990000 | 4008190178123 | H.6 |
| VG 11-K68 SKS | 1720490000 | 4008190358709 | H.7 |
| VG 11-MS54 | 0260700000 | 4008190170523 | H.8 |
| VG 11-MS54-ZE | 1718820000 | 4008190352042 | H.9 |
| VG 11-MS68 | 1569080000 | 4008190088231 | H.9 |
| VG 13,5-EXE MS | 1719020000 | 4008190352240 | H.11 |
| VG 13,5-EXE SW | 1490700000 | 4008190099213 | H.10 |
| VG 13,5-EXI BL | 1491500000 | 4008190082024 | H.10 |
| VG 13,5-K68 | 1569000000 | 4008190094522 | H.6 |
| VG 13,5-K68 SKS | 1720500000 | 4008190358716 | H.7 |
| VG 13,5-MS54 | 0260800000 | 4008190163716 | H.8 |
| VG 13,5-MS54-ZE | 1718830000 | 4008190352059 | H.9 |
| VG 13,5-MS68 | 1569090000 | 4008190177089 | H.9 |
| VG 16-EXE MS | 1719030000 | 4008190352257 | H.11 |
| VG 16-EXE SW | 1490800000 | 4008190044824 | H.10 |
| VG 16-EXI BL | 1491600000 | 4008190188580 | H.10 |
| VG 16-K68 | 1569010000 | 4008190004460 | H.6 |
| VG 16-K68 SKS | 1720510000 | 4008190358723 | H.7 |
| VG 16-MS54 | 0261400000 | 4008190118624 | H.8 |
| VG 16-MS54-ZE | 1718840000 | 4008190352066 | H.9 |
| VG 16-MS68 | 1569100000 | 4008190051969 | H.9 |
| VG 21-EXE MS | 1719040000 | 4008190352264 | H.11 |
| VG 21-EXE SW | 1490900000 | 4008190108779 | H.10 |
| VG 21-EXI BL | 1491700000 | 4008190187453 | H.10 |
| VG 21-K68 | 1569020000 | 4008190032234 | H.6 |
| VG 21-K68 SKS | 1720520000 | 4008190358730 | H.7 |
| VG 21-MS54 | 0260900000 | 4008190120528 | H.8 |
| VG 21-MS54-ZE | 1718850000 | 4008190352073 | H.9 |
| VG 21-MS68 | 1569110000 | 4008190168469 | H.9 |
| VG 29-EXE MS | 1719050000 | 4008190352271 | H.11 |
| VG 29-EXE SW | 1491000000 | 4008190048808 | H.10 |
| VG 29-EXI BL | 1491800000 | 4008190150150 | H.10 |
| VG 29-K68 | 1569030000 | 4008190142872 | H.6 |
| VG 29-MS54 | 0261000000 | 4008190088378 | H.8 |
| VG 29-MS54-ZE | 1718860000 | 4008190352080 | H.9 |
| VG 29-MS68 | 1569120000 | 4008190176419 | H.9 |
| VG 36-EXE MS | 1719060000 | 4008190352288 | H.11 |
| VG 36-EXE SW | 1491100000 | 4008190139728 | H.10 |
| VG 36-EXI BL | 1491900000 | 4008190002893 | H.10 |
| VG 36-K68 | 1569040000 | 4008190024833 | H.6 |
| VG 36-MS54 | 0497600000 | 4008190153700 | H.8 |
| VG 36-MS54-ZE | 1718870000 | 4008190352097 | H.9 |
| VG 36-MS68 | 1569130000 | 4008190148263 | H.9 |
| VG 42-EXE MS | 1719070000 | 4008190352295 | H.11 |
| VG 42-EXE SW | 1491200000 | 4008190121563 | H.10 |
| VG 42-EXI BL | 1492000000 | 4008190145545 | H.10 |
| VG 42-K68 | 1569050000 | 4008190178932 | H.6 |
| VG 42-MS54 | 0497700000 | 4008190056582 | H.8 |
| VG 42-MS54-ZE | 1718880000 | 4008190352103 | H.9 |
| VG 42-MS68 | 1569140000 | 4008190010515 | H.9 |
| VG 48-EXE MS | 1719080000 | 4008190352301 | H.11 |
| VG 48-EXE SW | 1718970000 | 4008190352196 | H.10 |
| VG 48-EXI BL | 1718980000 | 4008190352202 | H.10 |
| VG 48-K68 | 1718770000 | 4008190351977 | H.6 |
| VG 48-MS54 | 1718780000 | 4008190352004 | H.8 |
| VG 48-MS54-ZE | 1718890000 | 4008190352110 | H.9 |
| VG 48-MS68 | 1718790000 | 4008190352011 | H.9 |
| VG 7-EXE MS | 1718990000 | 4008190352219 | H.11 |
| VG 7-EXE SW | 1569360000 | 4008190011550 | H.10 |
| VG 7-EXI BL | 1569370000 | 4008190068035 | H.10 |
| VG 7-K68 | 1568970000 | 4008190175580 | H.6 |
| VG 7-K68 SKS | 1720470000 | 4008190358686 | H.7 |
| VG 7-MS54 | 0521500000 | 4008190017828 | H.8 |
| VG 7-MS54-ZE | 1718800000 | 4008190352028 | H.9 |
| VG 7-MS68 | 1569060000 | 4008190107055 | H.9 |
| VG 9-EXE MS | 1719000000 | 4008190352226 | H.11 |
| VG 9-EXE SW | 1490500000 | 4008190024772 | H.10 |
| VG 9-EXI BL | 1491300000 | 4008190065898 | H.10 |
| VG 9-K68 | 1568980000 | 4008190136673 | H.6 |
| VG 9-K68 SKS | 1720480000 | 4008190358693 | H.7 |
| VG 9-MS54 | 0261500000 | 4008190155438 | H.8 |
| VG 9-MS54-ZE | 1718810000 | 4008190352035 | H.9 |
| VG 9-MS68 | 1569070000 | 4008190116262 | H.9 |
| VG H M20 MS | 1921720000 | 4032248562909 | H.8 |
| VG H M25 MS | 1921740000 | 4032248563012 | H.8 |
| VG H M32 MS | 1921760000 | 4032248563029 | H.8 |
| VG H M40 MS | 1921770000 | 4032248563036 | H.8 |
| VG M12 - K 68 | 1772280000 | 4032248129935 | H.6 |
| VG M12 - MS 68 | 1772200000 | 4032248129850 | H.9 |
| VG M12-K67 | 1909660000 | 4032248536580 | H.6 |
| VG M16-1/K68 | 1909860000 | 4032248536788 | H.6 |
| VG M16-1/MS68 | 1909910000 | 4032248536832 | H.9 |
| VG M16-EXE MS | 1737210000 | 4008190956684 | H.11 |
| VG M16-EXE SW | 1737280000 | 4008190956752 | H.10 |
| VG M16-EXI BL | 1737350000 | 4008190956820 | H.10 |
| VG M16-K67 4-8 | 1909670000 | 4032248536597 | H.6 |
| VG M16-K67 5-10 | 1909680000 | 4032248536603 | H.6 |
| VG M20 - K 68 | 1772300000 | 4032248129966 | H.6 |
| VG M20 - MS 68 | 1772220000 | 4032248129874 | H.9 |
| VG M20-EXE MS | 1737220000 | 4008190956691 | H.11 |
| VG M20-EXE SW | 1737290000 | 4008190956769 | H.10 |
| VG M20-EXI BL | 1737360000 | 4008190956837 | H.10 |
| VG M20-K67 10-14 | 1909700000 | 4032248536627 | H.6 |
| VG M20-K67 6-12 | 1909690000 | 4032248536610 | H.6 |
| VG M25-1/K68 | 1909870000 | 4032248536795 | H.6 |
| VG M25-1/MS68 | 1909920000 | 4032248536849 | H.9 |
| VG M25-EXE MS | 1737230000 | 4008190956707 | H.11 |
| VG M25-EXE SW | 1737300000 | 4008190956776 | H.10 |
| VG M25-EXI BL | 1737370000 | 4008190956844 | H.10 |
| VG M25-K67 | 1909710000 | 4032248536634 | H.6 |
| VG M32-1/K68 | 1909880000 | 4032248536801 | H.6 |
| VG M32-1/MS68 | 1909930000 | 4032248536856 | H.9 |
| VG M32-EXE MS | 1737240000 | 4008190956714 | H.11 |
| VG M32-EXE SW | 1737310000 | 4008190956783 | H.10 |
| VG M32-EXI BL | 1737380000 | 4008190956851 | H.10 |
| VG M32-K67 | 1909720000 | 4032248536641 | H.6 |
| VG M40-1/K68 | 1909890000 | 4032248536818 | H.6 |
| VG M40-1/MS68 | 1909940000 | 4032248536863 | H.9 |
| VG M40-EXE MS | 1737250000 | 4008190956721 | H.11 |
| VG M40-EXE SW | 1737320000 | 4008190956790 | H.10 |
| VG M40-EXI BL | 1737390000 | 4008190956868 | H.10 |
| VG M40-K67 | 1909730000 | 4032248536658 | H.6 |
| VG M50-1/K68 | 1909900000 | 4032248536825 | H.6 |
| VG M50-1/MS68 | 1909950000 | 4032248536870 | H.9 |
| VG M50-EXE MS | 1737260000 | 4008190956738 | H.11 |
| VG M50-EXE SW | 1737330000 | 4008190956806 | H.10 |
| VG M50-EXI BL | 1737400000 | 4008190956882 | H.10 |
| VG M50-K67 | 1909740000 | 4032248536665 | H.6 |
| VG M63 - K 68 | 1772350000 | 4032248130016 | H.6 |
| VG M63 - MS 68 | 1772270000 | 4032248129928 | H.9 |
| VG M63-EXE MS | 1737270000 | 4008190956745 | H.11 |
| VG M63-EXE SW | 1737340000 | 4008190956813 | H.10 |
| VG M63-EXI BL | 1737410000 | 4008190956905 | H.10 |
| VG M63-K67 | 1909750000 | 4032248536672 | H.6 |
| VG PG11-K67 | 1909780000 | 4032248536702 | H.6 |
| VG PG13,5-K67 | 1909790000 | 4032248536719 | H.6 |
| VG PG16-K67 | 1909800000 | 4032248536726 | H.6 |
| VG PG21-K67 | 1909810000 | 4032248536733 | H.6 |
| VG PG29-K67 | 1909820000 | 4032248536740 | H.6 |
| VG PG36-K67 | 1909830000 | 4032248536757 | H.6 |
| VG PG42-K67 | 1909840000 | 4032248536764 | H.6 |
| VG PG48-K67 | 1909850000 | 4032248536771 | H.6 |
| VG PG7-K67 | 1909760000 | 4032248536689 | H.6 |
| VG PG9-K67 | 1909770000 | 4032248536696 | H.6 |
| VGM12-K68 SKS | 1776700000 | 4032248156122 | H.7 |
| VGM12-MS54 KB 5,0-7,0 | 1778410000 | 4032248161416 | H.8 |
| VGM12-MS54 KB 6,0-8,0 | 1778400000 | 4032248161409 | H.8 |
| VGM12-MS54 ZE 5,0-7,0 | 1778420000 | 4032248161430 | H.9 |
| VGM16-K68 SKS | 1776710000 | 4032248156139 | H.7 |
| VGM16-MS54 | 1778390000 | 4032248161393 | H.8 |
| VGM16-MS54 ZE | 1778440000 | 4032248161454 | H.9 |
| VGM20-K68 SKS 10,0-14,0 | 1776720000 | 4032248156146 | H.7 |
| VGM20-K68 SKS 6,0-12,0 | 1778860000 | 4032248161874 | H.7 |
| VGM20-MS54 KB 10,0-12,0 | 1778370000 | 4032248161379 | H.8 |
| VGM20-MS54 KB 8,0-10,0 | 1778380000 | 4032248161386 | H.8 |
| VGM20-MS54 ZE 6,0-11,5 | 1778450000 | 4032248161461 | H.9 |
| VGM20-MS54 ZE 6,0-13,5 | 1778460000 | 4032248161478 | H.9 |
| VGM25-K68 SKS | 1776730000 | 4032248156153 | H.7 |
| VGM25-MS54 KB 12,0-14,0 | 1778360000 | 4032248161362 | H.8 |
| VGM25-MS54 KB 15,0-17,0 | 1778350000 | 4032248161355 | H.8 |
| VGM25-MS54 ZE 9,0-21,5 | 1778480000 | 4032248161492 | H.9 |
| VGM32-MS54 | 1778340000 | 4032248161348 | H.8 |
| VGM32-MS54 ZE | 1778490000 | 4032248161508 | H.9 |
| VGM40-MS54 | 1778330000 | 4032248161331 | H.8 |
| VGM40-MS54 ZE | 1778500000 | 4032248161515 | H.9 |
| VGM50-MS54 KB 31,0-33,0 | 1778320000 | 4032248161324 | H.8 |
| VGM50-MS54 KB 39,0-41,0 | 1778310000 | 4032248161317 | H.8 |
| VGM50-MS54 ZE 29,0-42,5 | 1778520000 | 4032248161539 | H.9 |
| VGM63-MS54 | 1778300000 | 4032248161102 | H.8 |
| VGM63-MS54 ZE | 1778530000 | 4032248161546 | H.9 |
| VP 11-K54 | 0294860000 | 4008190147822 | H.13 |
| VP 11-MS65 | 0294800000 | 4008190143947 | H.13 |
| VP 13,5-K54 | 0294960000 | 4008190152659 | H.13 |
| VP 13,5-MS65 | 0294900000 | 4008190053383 | H.13 |
| VP 16-K54 | 0295060000 | 4008190170479 | H.13 |
| VP 16-MS65 | 0295000000 | 4008190001032 | H.13 |
| VP 21-K54 | 0295160000 | 4008190012007 | H.13 |
| VP 21-MS65 | 0295100000 | 4008190128593 | H.13 |
| VP 29-K54 | 0501160000 | 4008190174361 | H.13 |
| VP 29-MS65 | 0501100000 | 4008190126308 | H.13 |
| VP 36-K54 | 0501260000 | 4008190020972 | H.13 |
| VP 36-MS65 | 0501200000 | 4008190103378 | H.13 |
| VP 42-K54 | 0501360000 | 4008190020293 | H.13 |
| VP 42-MS65 | 0501300000 | 4008190007676 | H.13 |
| VP 48-K54 | 1719260000 | 4008190352516 | H.13 |
| VP 48-MS65 | 1719270000 | 4008190352523 | H.13 |
| VP 7-K54 | 1719250000 | 4008190352509 | H.13 |
| VP 7-MS65 | 0521600000 | 4008190011871 | H.13 |
| VP 9-K54 | 0294760000 | 4008190105884 | H.13 |
| VP 9-MS65 | 0294700000 | 4008190005887 | H.13 |
| VP M12 K54 | 1776930000 | 4032248156375 | H.13 |
| VP M12-MS65 | 1777720000 | 4032248157990 | H.13 |
| VP M16 K54 | 1776920000 | 4032248156368 | H.13 |
| VP M16-MS65 | 1777730000 | 4032248158003 | H.13 |
| VP M20 K54 | 1776910000 | 4032248156351 | H.13 |
| VP M20-MS65 | 1777740000 | 4032248158010 | H.13 |
| VP M25 K54 | 1776900000 | 4032248156344 | H.13 |
| VP M25-MS65 | 1777750000 | 4032248158027 | H.13 |
| VP M32 K54 | 1776940000 | 4032248156382 | H.13 |
| VP M32-MS65 | 1777760000 | 4032248158034 | H.13 |
| VP M40 K54 | 1776950000 | 4032248156399 | H.13 |
| VP M40-MS65 | 1777770000 | 4032248158041 | H.13 |
| VP M50 K54 | 1776960000 | 4032248156405 | H.13 |
| VP M50-MS65 | 1777780000 | 4032248158058 | H.13 |
| VP M63 K54 | 1776970000 | 4032248156412 | H.13 |
| VP M63-MS65 | 1777790000 | 4032248158065 | H.13 |

| Order No. | EAN No. | Type | Page |
|---|---|---|---|

## 0260000000

| | | | |
|---|---|---|---|
| 0260700000 | 4008190170523 | VG 11-MS54 | H.8 |
| 0260800000 | 4008190163716 | VG 13,5-MS54 | H.8 |
| 0260900000 | 4008190120528 | VG 21-MS54 | H.8 |
| 0261000000 | 4008190088378 | VG 29-MS54 | H.8 |
| 0261400000 | 4008190118624 | VG 16-MS54 | H.8 |
| 0261500000 | 4008190155438 | VG 9-MS54 | H.8 |

## 0290000000

| | | | |
|---|---|---|---|
| 0294700000 | 4008190005887 | VP 9-MS65 | H.13 |
| 0294760000 | 4008190105884 | VP 9-K54 | H.13 |
| 0294800000 | 4008190143947 | VP 11-MS65 | H.13 |
| 0294860000 | 4008190147822 | VP 11-K54 | H.13 |
| 0294900000 | 4008190053383 | VP 13,5-MS65 | H.13 |
| 0294960000 | 4008190152659 | VP 13,5-K54 | H.13 |
| 0295000000 | 4008190001032 | VP 16-MS65 | H.13 |
| 0295060000 | 4008190170479 | VP 16-K54 | H.13 |
| 0295100000 | 4008190128593 | VP 21-MS65 | H.13 |
| 0295160000 | 4008190012007 | VP 21-K54 | H.13 |

## 0330000000

| | | | |
|---|---|---|---|
| 0331500001 | 4008190055233 | SF 10 BEZ. 1-10 | B.122 |
| 0331500011 | 4008190067007 | SF 10 BEZ. 11-20 | B.122 |
| 0332300000 | 4008190012106 | SO 10 | B.122 |
| 0332400000 | 4008190105402 | SF 10 BEZ. 0-9 | B.122 |
| 0332500001 | 4008190158996 | SG 10 BEZ. 1 | B.122 |
| 0332500002 | 4008190156374 | SG 10 BEZ. 2 | B.122 |
| 0332500003 | 4008190117528 | SG 10 BEZ. 3 | B.122 |
| 0332500004 | 4008190076870 | SG 10 BEZ. 4 | B.122 |
| 0332500005 | 4008190156060 | SG 10 BEZ. 5 | B.122 |
| 0332500006 | 4008190007539 | SG 10 BEZ. 6 | B.122 |
| 0332500007 | 4008190013189 | SG 10 BEZ. 7 | B.122 |
| 0332500008 | 4008190018337 | SG 10 BEZ. 8 | B.122 |
| 0332500009 | 4008190142131 | SG 10 BEZ. 9 | B.122 |
| 0332501000 | 4008190093419 | SG 10 BEZ. 0 | B.122 |

## 0490000000

| | | | |
|---|---|---|---|
| 0495660000 | 4008190048518 | MOFU 35 | C.32 |
| 0497600000 | 4008190153700 | VG 36-MS54 | H.8 |
| 0497700000 | 4008190056582 | VG 42-MS54 | H.8 |

## 0500000000

| | | | |
|---|---|---|---|
| 0501100000 | 4008190126308 | VP 29-MS65 | H.13 |
| 0501160000 | 4008190174361 | VP 29-K54 | H.13 |
| 0501200000 | 4008190103378 | VP 36-MS65 | H.13 |
| 0501260000 | 4008190020972 | VP 36-K54 | H.13 |
| 0501300000 | 4008190007676 | VP 42-MS65 | H.13 |
| 0501360000 | 4008190020293 | VP 42-K54 | H.13 |

## 0520000000

| | | | |
|---|---|---|---|
| 0521500000 | 4008190017828 | VG 7-MS54 | H.8 |
| 0521600000 | 4008190011871 | VP 7-MS65 | H.13 |

## 1200000000

| | | | |
|---|---|---|---|
| 1200000000 | 4008190067564 | HDC HE 6 MS | B.18 |
| 1200200000 | 4008190140021 | HDC HE 6 FS | B.18 |
| 1200400000 | 4008190110864 | HDC HE 6 MC | B.18 |
| 1200500000 | 4008190159627 | HDC-C-HE-SM0.5AG | G.3 |
| 1200600000 | 4008190171308 | HDC-C-HE-SM0.75-1.00AG | G.3 |
| 1200700000 | 4008190074920 | HDC-C-HE-SM1.5AG | G.3 |
| 1200800000 | 4008190131913 | HDC-C-HE-SM2.5AG | G.3 |
| 1200900000 | 4008190115906 | HDC-C-HE-SM4.0AG | G.3 |
| 1201000000 | 4008190131678 | HDC HE 6 FC | B.18 |
| 1201100000 | 4008190142698 | HDC-C-HE-BM0.5AG | G.3 |
| 1201200000 | 4008190044480 | HDC-C-HE-BM0.75-1.00AG | G.3 |
| 1201300000 | 4008190100346 | HDC-C-HE-BM1.5AG | G.3 |
| 1201400000 | 4008190047078 | HDC-C-HE-BM2.5AG | G.3 |
| 1201500000 | 4008190148096 | HDC-C-HE-BM4.0AG | G.3 |
| 1202100000 | 4008190149369 | HDC 06B ALU | D.11 |
| 1202100000 | 4008190149369 | HDC-HB-6-AVL | B.113 |
| 1202500000 | 4008190889920 | HDC 06B ADLU | D.11 |
| 1202500000 | 4008190889920 | HDC-HB-6-ADVL | B.113 |
| 1203600000 | 4008190120047 | SPB-M 3 | G.12 |
| 1203900000 | 4008190169916 | HDC HE 10 MS | B.20 |
| 1204100000 | 4008190170172 | HDC HE 10 FS | B.20 |
| 1204300000 | 4008190068318 | HDC HE 10 MC | B.20 |
| 1204400000 | 4008190062699 | HDC HE 10 FC | B.20 |
| 1205000000 | 4008190872960 | HDC 10B ABU | D.13 |
| 1205000000 | 4008190872960 | HDC-HB-10-AVU | B.115 |
| 1205600000 | 4008190153649 | HDC 10B ADBO | D.16 |
| 1206100000 | 4008190881344 | HDC 10B ALU | D.15 |
| 1206500000 | 4008190877484 | HDC 10B ADLU | D.15 |
| 1207500000 | 4008190154790 | HDC HE 16 MS | B.22 |
| 1207500000 | 4008190154790 | HDC HE 16 MS | B.26 |
| 1207700000 | 4008190136383 | HDC HE 16 FS | B.22 |
| 1207700000 | 4008190136383 | HDC HE 16 FS | B.26 |
| 1207900000 | 4008190171698 | HDC HE 16 MC | B.22 |
| 1207900000 | 4008190171698 | HDC HE 16 MC | B.26 |
| 1208000000 | 4008190015978 | HDC HE 16 FC | B.22 |
| 1208000000 | 4008190015978 | HDC HE 16 FC | B.26 |
| 1208600000 | 4008190881351 | HDC 16B ABU | D.21 |
| 1208600000 | 4008190881351 | HDC-HB-16-AVU | B.117 |
| 1209200000 | 4008190871130 | HDC 16B ADBO | D.25 |
| 1209700000 | 4008190000134 | HDC 16B ALU | D.23 |

## 1210000000

| | | | |
|---|---|---|---|
| 1210100000 | 4008190050924 | HDC 16B ADLU | D.23 |
| 1211100000 | 4008190181703 | HDC HE 24 MS | B.24 |
| 1211100000 | 4008190181703 | HDC HE 24 MS | B.28 |
| 1211300000 | 4008190067298 | HDC HE 24 FS | B.24 |
| 1211300000 | 4008190067298 | HDC HE 24 FS | B.28 |
| 1211500000 | 4008190042097 | HDC HE 24 MC | B.24 |
| 1211500000 | 4008190042097 | HDC HE 24 MC | B.28 |
| 1211600000 | 4008190033200 | HDC HE 24 FC | B.24 |
| 1211600000 | 4008190033200 | HDC HE 24 FC | B.28 |
| 1212400000 | 4008190083939 | HDC 24B ABU | D.31 |
| 1212400000 | 4008190083939 | HDC-HB-24-AVU | B.119 |
| 1213300000 | 4008190871147 | HDC 24B ADBO | D.34 |
| 1213900000 | 4008190176303 | HDC 24B ALU | D.33 |
| 1214300000 | 4008190083090 | HDC 24B ADLU | D.33 |
| 1214500000 | 4008190153021 | HDC 24B SDLU 2PG21G | D.33 |
| 1215700000 | 4008190056360 | HDC HE 16 MS 17-32 | B.26 |
| 1216100000 | 4008190055295 | HDC HE 16 FS 17-32 | B.26 |
| 1216500000 | 4008190040895 | HDC HE 16 MC 17-32 | B.26 |
| 1216700000 | 4008190073091 | HDC HE 16 FC 17-32 | B.26 |
| 1217300000 | 4008190169497 | HDC 32B TOBU 1PG29V | D.38 |
| 1217800000 | 4008190148393 | HDC 32B ABU | D.39 |
| 1218800000 | 4008190070557 | HDC 32B ADBO | D.42 |
| 1219300000 | 4008190164652 | HDC 32B TSLU 1PG29V | D.40 |
| 1219500000 | 4008190011826 | HDC 32B ALU | D.41 |
| 1219800000 | 4008190111090 | HDC 32B ADLU | D.41 |

## 1220000000

| | | | |
|---|---|---|---|
| 1220800000 | 4008190168896 | HDC HE 24 MS 25-48 | B.28 |
| 1221200000 | 4008190014896 | HDC HE 24 FS 25-48 | B.28 |
| 1222900000 | 4008190138004 | HDC 48B ADLU | D.43 |
| 1226400000 | 4008190061104 | HDC HE 24 MC 25-48 | B.28 |
| 1226600000 | 4008190165567 | HDC HE 24 FC 25-48 | B.28 |

## 1470000000

| | | | |
|---|---|---|---|
| 1471300000 | 4008190017354 | DSTV COST4 | G.12 |
| 1471500000 | 4008190178543 | DSTV COBU5 | G.12 |

## 1490000000

| | | | |
|---|---|---|---|
| 1490500000 | 4008190024772 | VG 9-EXE SW | H.10 |
| 1490600000 | 4008190116422 | VG 11-EXE SW | H.10 |
| 1490700000 | 4008190099213 | VG 13,5-EXE SW | H.10 |
| 1490800000 | 4008190044824 | VG 16-EXE SW | H.10 |
| 1490900000 | 4008190108779 | VG 21-EXE SW | H.10 |
| 1491000000 | 4008190048808 | VG 29-EXE SW | H.10 |
| 1491100000 | 4008190139728 | VG 36-EXE SW | H.10 |
| 1491200000 | 4008190121563 | VG 42-EXE SW | H.10 |
| 1491300000 | 4008190065898 | VG 9-EXI BL | H.10 |
| 1491400000 | 4008190092955 | VG 11-EXI BL | H.10 |
| 1491500000 | 4008190082024 | VG 13,5-EXI BL | H.10 |
| 1491600000 | 4008190188580 | VG 16-EXI BL | H.10 |
| 1491700000 | 4008190187453 | VG 21-EXI BL | H.10 |
| 1491800000 | 4008190150150 | VG 29-EXI BL | H.10 |
| 1491900000 | 4008190002893 | VG 36-EXI BL | H.10 |
| 1492000000 | 4008190145545 | VG 42-EXI BL | H.10 |
| 1497600000 | 4008190136406 | HDC 04A ALU | D.7 |
| 1498100000 | 4008190048747 | HDC HA 3 MS | B.4 |
| 1498200000 | 4008190176556 | HDC HA 3 FS | B.4 |
| 1498300000 | 4008190006471 | HDC HA 4 MS | B.6 |
| 1498400000 | 4008190178741 | HDC HA 4 FS | B.6 |
| 1498700000 | 4008190035136 | HDC HSB 6 MS | B.88 |
| 1498700000 | 4008190035136 | HDC HSB 6 MS | B.90 |
| 1498800000 | 4008190071875 | HDC HSB 6 MS 7 - 12 | B.90 |
| 1498900000 | 4008190071417 | HDC HSB 6 FS | B.88 |
| 1498900000 | 4008190071417 | HDC HSB 6 FS | B.90 |
| 1499000000 | 4008190006082 | HDC HSB 6 FS 7 - 12 | B.90 |

## 1560000000

| | | | |
|---|---|---|---|
| 1566330000 | 4008190066093 | DSTV-HD-BR 16 AU | B.122 |
| 1566350000 | 4008190071103 | DSTV-HD-BR 40 AU | B.126 |
| 1566360000 | 4008190119898 | DSTV-HD-BR 64 AU | B.128 |
| 1566370000 | 4008190130404 | DSTV-HD-SR 16 AU | B.122 |
| 1566390000 | 4008190089009 | DSTV-HD-SR 40 AU | B.126 |
| 1566400000 | 4008190002282 | DSTV-HD-SR 64 AU | B.128 |
| 1566420000 | 4008190059132 | DSTV-HD-BL 24 AU | B.124 |
| 1566430000 | 4008190186128 | DSTV-HD-BL 40 AU | B.126 |
| 1566440000 | 4008190050726 | DSTV-HD-BL 64 AU | B.128 |
| 1566450000 | 4008190187187 | DSTV-HD-SL 16 AU | B.122 |
| 1566470000 | 4008190088385 | DSTV-HD-SL 40 AU | B.126 |
| 1566480000 | 4008190041878 | DSTV-HD-SL 64 AU | B.128 |
| 1566650000 | 4008190047528 | DSTV-HD-BR 16 SN | B.122 |
| 1566660000 | 4008190178451 | DSTV-HD-BR 24 SN | B.124 |
| 1566670000 | 4008190046859 | DSTV-HD-BR 40 SN | B.126 |
| 1566680000 | 4008190186845 | DSTV-HD-BR 64 SN | B.128 |
| 1566700000 | 4008190130596 | DSTV-HD-SR 24 SN | B.124 |
| 1566710000 | 4008190069995 | DSTV-HD-SR 40 SN | B.126 |
| 1566720000 | 4008190092108 | DSTV-HD-SR 64 SN | B.128 |
| 1566730000 | 4008190076030 | DSTV-HD-BL 16 SN | B.122 |
| 1566740000 | 4008190143213 | DSTV-HD-BL 24 SN | B.124 |
| 1566750000 | 4008190171810 | DSTV-HD-BL 40 SN | B.126 |
| 1566760000 | 4008190128906 | DSTV-HD-BL 64 SN | B.128 |
| 1566790000 | 4008190097653 | DSTV-HD-SL 40 SN | B.126 |
| 1566800000 | 4008190103286 | DSTV-HD-SL 64 SN | B.128 |
| 1568970000 | 4008190175580 | VG 7-K68 | H.6 |
| 1568980000 | 4008190136673 | VG 9-K68 | H.6 |
| 1568990000 | 4008190178123 | VG 11-K68 | H.6 |
| 1569000000 | 4008190094522 | VG 13,5-K68 | H.6 |
| 1569010000 | 4008190004460 | VG 16-K68 | H.6 |
| 1569020000 | 4008190032234 | VG 21-K68 | H.6 |
| 1569030000 | 4008190142872 | VG 29-K68 | H.6 |
| 1569040000 | 4008190024833 | VG 36-K68 | H.6 |
| 1569050000 | 4008190178932 | VG 42-K68 | H.6 |
| 1569060000 | 4008190107055 | VG 7-MS68 | H.9 |
| 1569070000 | 4008190116262 | VG 9-MS68 | H.9 |
| 1569080000 | 4008190088231 | VG 11-MS68 | H.9 |
| 1569090000 | 4008190177089 | VG 13,5-MS68 | H.9 |
| 1569100000 | 4008190051969 | VG 16-MS68 | H.9 |
| 1569110000 | 4008190168469 | VG 21-MS68 | H.9 |
| 1569120000 | 4008190176419 | VG 29-MS68 | H.9 |
| 1569130000 | 4008190148263 | VG 36-MS68 | H.9 |
| 1569140000 | 4008190010515 | VG 42-MS68 | H.9 |
| 1569360000 | 4008190011550 | VG 7-EXE SW | H.10 |
| 1569370000 | 4008190068035 | VG 7-EXI BL | H.10 |

## 1590000000

| | | | |
|---|---|---|---|
| 1595220000 | 4008190013226 | DSTV TS 6-24 | G.14 |
| 1595240000 | 4008190057596 | DSTV TS 10-24 VH | G.14 |

## 1600000000

| | | | |
|---|---|---|---|
| 1601710000 | 4008190154769 | HDC HD 40 MC | B.54 |
| 1601710000 | 4008190154769 | HDC HD 40 MC | B.60 |
| 1601720000 | 4008190125073 | HDC HD 64 MC | B.58 |
| 1601720000 | 4008190125073 | HDC HD 64 MC | B.62 |
| 1601730000 | 4008190022006 | HDC HD 40 FC | B.54 |
| 1601730000 | 4008190022006 | HDC HD 40 FC | B.60 |
| 1601740000 | 4008190001193 | HDC HD 64 FC | B.58 |
| 1601740000 | 4008190001193 | HDC HD 64 FC | B.62 |
| 1601750000 | 4008190134280 | HDC-C-HD-SM0.75-1.00AG | G.3 |
| 1601750000 | 4008190134280 | HDC-C-HD-SM0.75-1.00AG | G.5 |
| 1601760000 | 4008190158354 | HDC-C-HD-BM0.75-1.00AG | G.3 |
| 1601760000 | 4008190158354 | HDC-C-HD-BM0.75-1.00AG | G.5 |

## 1650000000

| | | | |
|---|---|---|---|
| 1650570000 | 4008190870942 | HDC HD 7 MC | B.42 |
| 1650580000 | 4008190299255 | HDC HD 7 FC | B.42 |
| 1650590000 | 4008190299262 | HDC HD 8 MC | B.44 |
| 1650600000 | 4008190870959 | HDC HD 8 FC | B.44 |
| 1650610000 | 4008190299286 | HDC HA 10 MS | B.8 |
| 1650620000 | 4008190299293 | HDC HA 10 FS | B.8 |
| 1650650000 | 4008190299323 | HDC HD 15 MC | B.46 |
| 1650660000 | 4008190299330 | HDC HD 15 FC | B.46 |
| 1650710000 | 4008190437909 | HDC HD 16 MC | B.48 |
| 1650720000 | 4008190437954 | HDC HD 16 FC | B.48 |
| 1650770000 | 4008190299392 | HDC HA 16 MS | B.10 |
| 1650770000 | 4008190299392 | HDC HA 16 MS | B.12 |
| 1650770000 | 4008190299392 | HDC HA 16 MS | B.14 |
| 1650780000 | 4008190299408 | HDC HA 16 FS | B.10 |
| 1650780000 | 4008190299408 | HDC HA 16 FS | B.12 |
| 1650780000 | 4008190299408 | HDC HA 16 FS | B.14 |
| 1650810000 | 4008190299439 | HDC HD 25 MC | B.52 |
| 1650810000 | 4008190299439 | HDC HD 25 MC | B.56 |
| 1650820000 | 4008190299446 | HDC HD 25 FC | B.52 |
| 1650820000 | 4008190299446 | HDC HD 25 FC | B.56 |
| 1650850000 | 4008190299453 | HDC 48B TSLU 1PG29G | D.43 |
| 1650860000 | 4008190299460 | HDC 48B TSLU 1PG36G | D.43 |
| 1650870000 | 4008190299477 | HDC HD 24 MC | B.50 |
| 1650880000 | 4008190299484 | HDC HA 16 MS 17-32 | B.12 |
| 1650880000 | 4008190299484 | HDC HA 16 MS 17-32 | B.14 |
| 1650890000 | 4008190299491 | HDC HD 24 FC | B.50 |
| 1650900000 | 4008190299514 | HDC HA 16 FS 17-32 | B.12 |
| 1650900000 | 4008190299514 | HDC HA 16 FS 17-32 | B.14 |
| 1650980000 | 4008190299606 | HDC 48B TOLU 1PG29G | D.43 |
| 1650990000 | 4008190299613 | HDC HA 16 MS 33-48 | B.14 |
| 1651000000 | 4008190299620 | HDC 48B TOLU 1PG36G | D.43 |
| 1651020000 | 4008190299644 | HDC HA 16 FS 33-48 | B.14 |
| 1651100000 | 4008190299705 | HDC 48B SLU 1PG29G | D.43 |
| 1651150000 | 4008190299750 | HDC HDD 24 MC | B.66 |
| 1651160000 | 4008190299767 | HDC HDD 24 FC | B.66 |
| 1651170000 | 4008190299774 | HDC HDD 42 MC | B.68 |
| 1651180000 | 4008190299781 | HDC HDD 42 FC | B.68 |
| 1651190000 | 4008190299798 | HDC HDD 72 MC | B.70 |
| 1651190000 | 4008190299798 | HDC HDD 72 MC | B.74 |
| 1651200000 | 4008190299804 | HDC HDD 72 FC | B.70 |
| 1651200000 | 4008190299804 | HDC HDD 72 FC | B.74 |
| 1651210000 | 4008190299811 | HDC HDD 108 MC | B.72 |
| 1651210000 | 4008190299811 | HDC HDD 108 MC | B.76 |
| 1651220000 | 4008190299828 | HDC HDD 108 FC | B.72 |
| 1651220000 | 4008190299828 | HDC HDD 108 FC | B.76 |
| 1651240000 | 4008190299842 | HDC HDD 144 MC | B.74 |
| 1651260000 | 4008190299866 | HDC HDD 144 FC | B.74 |
| 1651280000 | 4008190299880 | HDC HDD 216 MC | B.76 |

| Order No. | EAN No. | Type | Page |
|---|---|---|---|
| 1651300000 | 4008190299903 | HDC HDD 216 FC | B.76 |
| 1651310000 | 4008190299910 | HDC HVE 3+2 MS | B.80 |
| 1651320000 | 4008190299927 | HDC HVE 3+2 FS | B.80 |
| 1651330000 | 4008190299934 | HDC HVE 6+2 MS | B.82 |
| 1651340000 | 4008190299941 | HDC HVE 6+2 FS | B.82 |
| 1651350000 | 4008190299958 | HDC HVE 10+2 MS | B.84 |
| 1651360000 | 4008190299965 | HDC HVE 10+2 FS | B.84 |
| 1651420000 | 4008190400095 | HDC-C-HE-SM0.5AU | G.3 |
| 1651430000 | 4008190400101 | HDC-C-HE-SM0.75-1.00AU | G.3 |
| 1651440000 | 4008190400118 | HDC-C-HE-SM1.5AU | G.3 |
| 1651450000 | 4008190400125 | HDC-C-HE-SM2.5AU | G.3 |
| 1651460000 | 4008190400132 | HDC-C-HE-SM4.0AU | G.3 |
| 1651470000 | 4008190400149 | HDC-C-HE-BM0.5AU | G.3 |
| 1651480000 | 4008190400156 | HDC-C-HE-BM0.75-1.00AU | G.3 |
| 1651490000 | 4008190400163 | HDC-C-HE-BM1.5AU | G.3 |
| 1651500000 | 4008190400170 | HDC-C-HE-BM2.5AU | G.3 |
| 1651510000 | 4008190400187 | HDC-C-HE-BM4.0AU | G.3 |
| 1651520000 | 4008190400194 | HDC-C-HD-SM0.14-0.37AG | G.3 |
| 1651520000 | 4008190400194 | HDC-C-HD-SM0.14-0.37AG | G.5 |
| 1651530000 | 4008190400200 | HDC-C-HD-SM0.5AG | G.3 |
| 1651530000 | 4008190400200 | HDC-C-HD-SM0.5AG | G.5 |
| 1651550000 | 4008190400224 | HDC-C-HD-SM1.5AG | G.3 |
| 1651550000 | 4008190400224 | HDC-C-HD-SM1.5AG | G.5 |
| 1651560000 | 4008190400231 | HDC-C-HD-SM2.5AG | G.3 |
| 1651560000 | 4008190400231 | HDC-C-HD-SM2.5AG | G.5 |
| 1651570000 | 4008190400248 | HDC-C-HD-BM0.14-0.37AG | G.3 |
| 1651570000 | 4008190400248 | HDC-C-HD-BM0.14-0.37AG | G.5 |
| 1651580000 | 4008190400255 | HDC-C-HD-BM0.5AG | G.3 |
| 1651580000 | 4008190400255 | HDC-C-HD-BM0.5AG | G.5 |
| 1651600000 | 4008190400279 | HDC-C-HD-BM1.5AG | G.3 |
| 1651600000 | 4008190400279 | HDC-C-HD-BM1.5AG | G.5 |
| 1651610000 | 4008190400286 | HDC-C-HD-BM2.5AG | G.3 |
| 1651610000 | 4008190400286 | HDC-C-HD-BM2.5AG | G.5 |
| 1651620000 | 4008190400293 | HDC-C-HD-SM0.14-0.37AU | G.3 |
| 1651620000 | 4008190400293 | HDC-C-HD-SM0.14-0.37AU | G.5 |
| 1651630000 | 4008190400309 | HDC-C-HD-SM0.5AU | G.3 |
| 1651630000 | 4008190400309 | HDC-C-HD-SM0.5AU | G.5 |
| 1651640000 | 4008190400316 | HDC-C-HD-SM0.75-1.00AU | G.3 |
| 1651640000 | 4008190400316 | HDC-C-HD-SM0.75-1.00AU | G.5 |
| 1651650000 | 4008190400323 | HDC-C-HD-SM1.5AU | G.3 |
| 1651650000 | 4008190400323 | HDC-C-HD-SM1.5AU | G.5 |
| 1651660000 | 4008190400330 | HDC-C-HD-SM2.5AU | G.3 |
| 1651660000 | 4008190400330 | HDC-C-HD-SM2.5AU | G.5 |
| 1651670000 | 4008190400347 | HDC-C-HD-BM0.14-0.37AU | G.3 |
| 1651670000 | 4008190400347 | HDC-C-HD-BM0.14-0.37AU | G.5 |
| 1651680000 | 4008190400354 | HDC-C-HD-BM0.5AU | G.3 |
| 1651680000 | 4008190400354 | HDC-C-HD-BM0.5AU | G.5 |
| 1651690000 | 4008190400361 | HDC-C-HD-BM0.75-1.00AU | G.3 |
| 1651690000 | 4008190400361 | HDC-C-HD-BM0.75-1.00AU | G.5 |
| 1651700000 | 4008190400378 | HDC-C-HD-BM1.5AU | G.3 |
| 1651700000 | 4008190400378 | HDC-C-HD-BM1.5AU | G.5 |
| 1651710000 | 4008190400385 | HDC-C-HD-BM2.5AU | G.3 |
| 1651710000 | 4008190400385 | HDC-C-HD-BM2.5AU | G.5 |
| 1652380000 | 4008190402457 | HDC 07A TOLU 1PG11G | D.4 |
| 1652400000 | 4008190402495 | HDC 07A TWLU 1PG11G | D.4 |
| 1652410000 | 4008190402488 | HDC 07A ALU | D.5 |
| 1652420000 | 4008190402471 | HDC 07A AWLU | D.5 |
| 1652440000 | 4008190402518 | HDC 07A SLU 1PG11S | D.5 |
| 1652460000 | 4008190402532 | HDC 07A KOLU 1PG11G | D.5 |
| 1652470000 | 4008190402549 | HDC 04A TOLU 1PG11G | D.6 |
| 1652480000 | 4008190402556 | HDC 04A TWLU 1PG11G | D.6 |
| 1652490000 | 4008190402563 | HDC 04A SLU 1PG11G | D.7 |
| 1652500000 | 4008190402570 | HDC 04A KOLU 1PG11G | D.7 |
| 1652520000 | 4008190402594 | HDC 06B TSLU 1PG16G | D.10 |
| 1652560000 | 4008190402631 | HDC 16D TSLU 1PG21G | D.10 |
| 1652580000 | 4008190402655 | HDC 16D TSLU 1PG29G | D.10 |
| 1652640000 | 4008190402716 | HDC 06B TOLU 1PG16G | D.10 |
| 1652680000 | 4008190402754 | HDC 16D TOLU 1PG21G | D.10 |
| 1652700000 | 4008190402778 | HDC 16D TOLU 1PG29G | D.10 |
| 1652750000 | 4008190402822 | HDC 06B SLU 1PG16G | D.11 |
| 1652760000 | 4008190402839 | HDC 06B SLU 2PG16G | D.11 |
| 1652840000 | 4008190402914 | HDC 16D SLU 2PG21G | D.11 |
| 1652980000 | 4008190403058 | HDC 06B SDLU 1PG16G | D.11 |
| 1652990000 | 4008190403065 | HDC 06B SDLU 2PG16G | D.11 |
| 1653200000 | 4008190403270 | HDC 06B KLU 1PG16G | D.11 |
| 1653230000 | 4008190403300 | HDC 16D KLU 1/21V | D.11 |
| 1654070000 | 4008190406899 | HDC 10B TSBU 1PG16G | D.12 |
| 1654090000 | 4008190406912 | HDC 10B TSBU 1PG21G | D.12 |
| 1654150000 | 4008190406974 | HDC 24D TSBU 1PG21G | D.12 |
| 1654170000 | 4008190406998 | HDC 24D TSBU 1PG29G | D.12 |
| 1654220000 | 4008190407049 | HDC 10B TOBU 1PG16G | D.12 |
| 1654240000 | 4008190407063 | HDC 10B TOBU 1PG21G | D.12 |
| 1654320000 | 4008190407148 | HDC 24D TOBU 1PG29G | D.12 |
| 1654370000 | 4008190407193 | HDC 10B SBU 1PG16G | D.13 |
| 1654380000 | 4008190407209 | HDC 10B SBU 2PG16G | D.13 |
| 1654450000 | 4008190407278 | HDC 24D SBU 2PG21G | D.13 |
| 1654470000 | 4008190407292 | HDC 24D SBU 1PG29G | D.13 |
| 1654580000 | 4008190407407 | HDC 10B KBU 1PG16G | D.13 |
| 1654750000 | 4008190407759 | HDC 10B TSBO 1PG16G | D.16 |
| 1654790000 | 4008190407797 | HDC 24D TSBO 1PG21G | D.16 |
| 1654810000 | 4008190407810 | HDC 24D TSBO 1PG16G | D.16 |
| 1654860000 | 4008190407865 | HDC 10B TOBO 1PG16G | D.16 |
| 1654920000 | 4008190407926 | HDC 24D TOBO 1PG29G | D.16 |
| 1655000000 | 4008190408008 | HDC 10B SDBO 2PG16G | D.16 |
| 1655210000 | 4008190408213 | HDC 10B TSLU 1PG16G | D.14 |
| 1655250000 | 4008190408251 | HDC 24D TSLU 1PG21G | D.14 |
| 1655270000 | 4008190408275 | HDC 24D TSLU 1PG29G | D.14 |
| 1655320000 | 4008190408329 | HDC 10B TOLU 1PG16G | D.14 |
| 1655360000 | 4008190408367 | HDC 24D TOLU 1PG21G | D.14 |
| 1655380000 | 4008190408381 | HDC 24D TOLU 1PG29G | D.14 |
| 1655470000 | 4008190408480 | HDC 10B SLU 2PG16G | D.15 |
| 1655680000 | 4008190408701 | HDC 10B SDLU 2PG16G | D.15 |
| 1655890000 | 4008190408916 | HDC 10B KLU 1PG16G | D.15 |
| 1656390000 | 4008190409401 | KV 11-M | H.8 |
| 1656400000 | 4008190409418 | KV 13-M | H.8 |
| 1656410000 | 4008190409425 | KV 16-M | H.8 |
| 1656420000 | 4008190409432 | KV 21-M | H.8 |
| 1656430000 | 4008190409449 | KV 29-M | H.8 |
| 1656450000 | 4008190409463 | KV 42-M | H.8 |
| 1656480000 | 4008190409494 | HDC 16B TSBU 1PG21G | D.20 |
| 1656520000 | 4008190409531 | HDC 40D TSBU 1PG21G | D.20 |
| 1656540000 | 4008190409555 | HDC 40D TSBU 1PG29G | D.20 |
| 1656590000 | 4008190409609 | HDC 16B TOBU 1PG21G | D.20 |
| 1656630000 | 4008190409647 | HDC 40D TOBU 1PG21G | D.20 |
| 1656650000 | 4008190409661 | HDC 40D TOBU 1PG29G | D.20 |
| 1656720000 | 4008190409739 | HDC 16B SBU 1PG21G | D.21 |
| 1656730000 | 4008190409746 | HDC 16B SBU 2PG21G | D.21 |
| 1656810000 | 4008190409821 | HDC 40D SBU 2PG21G | D.21 |
| 1656830000 | 4008190409845 | HDC 40D SBU 1PG29G | D.21 |
| 1656840000 | 4008190409852 | HDC 40D SBU 2PG29G | D.21 |
| 1657270000 | 4008190410322 | HDC 16B KBU 1PG21G | D.21 |
| 1657310000 | 4008190410360 | HDC 40D KBU 1PG21G | D.21 |
| 1657380000 | 4008190410438 | HDC 16B TSBO 1PG21G | D.24 |
| 1657420000 | 4008190410476 | HDC 40D TSBO 1PG21G | D.24 |
| 1657490000 | 4008190410544 | HDC 16B TOBO 1PG21G | D.24 |
| 1657550000 | 4008190410605 | HDC 40D TOBO 1PG29G | D.24 |
| 1657640000 | 4008190410698 | HDC 16B SDBO 2PG21G | D.25 |
| 1657850000 | 4008190410902 | HDC 16B TSLU 1PG21G | D.22 |
| 1657890000 | 4008190410933 | HDC 40D TSLU 1PG21G | D.22 |
| 1657910000 | 4008190410964 | HDC 40D TSLU 1PG29G | D.22 |
| 1657960000 | 4008190411015 | HDC 16B TOLU 1PG21G | D.22 |
| 1658020000 | 4008190411077 | HDC 40D TOLU 1PG29G | D.22 |
| 1658110000 | 4008190411169 | HDC 16B SLU 1PG21G | D.23 |
| 1658120000 | 4008190411176 | HDC 16B SLU 2PG21G | D.23 |
| 1658320000 | 4008190411374 | HDC 16B SDLU 1PG21G | D.23 |
| 1658330000 | 4008190411381 | HDC 16B SDLU 2PG21G | D.23 |
| 1658410000 | 4008190411459 | HDC 40D SDLU 1PG29G | D.23 |


# 1660000000


| Order No. | EAN No. | Type | Page |
|---|---|---|---|
| 1661230000 | 4008190417789 | HDC 24B TSBU 1PG21G | D.30 |
| 1661240000 | 4008190417796 | HDC 24B TSBU 1PG29G | D.30 |
| 1661300000 | 4008190417857 | HDC 64D TSBU 1PG21G | D.30 |
| 1661320000 | 4008190417871 | HDC 64D TSBU 1PG29G | D.30 |
| 1661370000 | 4008190417925 | HDC 24B TOBU 1PG21G | D.30 |
| 1661380000 | 4008190417932 | HDC 24B TOBU 1PG29G | D.30 |
| 1661440000 | 4008190417994 | HDC 64D TOBU 1PG21G | D.30 |
| 1661460000 | 4008190418014 | HDC 64D TOBU 1PG29G | D.30 |
| 1661510000 | 4008190418069 | HDC 24B SBU 1PG21G | D.31 |
| 1661520000 | 4008190418076 | HDC 24B SBU 2PG21G | D.31 |
| 1661590000 | 4008190418144 | HDC 64D SBU 2PG21G | D.31 |
| 1661630000 | 4008190418182 | HDC 64D SBU 2PG29G | D.31 |
| 1661720000 | 4008190418274 | HDC 24B KBU 1PG21G | D.31 |
| 1661730000 | 4008190418281 | HDC 24B KBU 1PG29G | D.31 |
| 1661810000 | 4008190418359 | HDC 64D KBU 1PG29G | D.31 |
| 1661860000 | 4008190418397 | HDC 24B TSBO 1PG21G | D.34 |
| 1661880000 | 4008190418410 | HDC 24B TSBO 1PG29G | D.34 |
| 1661940000 | 4008190418472 | HDC 64D TSBO 1PG21G | D.34 |
| 1661960000 | 4008190418496 | HDC 64D TSBO 1PG29G | D.34 |
| 1662020000 | 4008190418540 | HDC 24B TOBO 1PG29G | D.34 |
| 1662080000 | 4008190418601 | HDC 64D TOBO 1PG21G | D.34 |
| 1662100000 | 4008190418625 | HDC 64D TOBO 1PG29G | D.34 |
| 1662180000 | 4008190418700 | HDC 24B SDBO 2PG21G | D.34 |
| 1662280000 | 4008190418809 | HDC 64D SDBO 1PG29G | D.34 |
| 1662390000 | 4008190418915 | HDC 24B TSLU 1PG21G | D.32 |
| 1662410000 | 4008190418939 | HDC 24B TSLU 1PG29G | D.32 |
| 1662470000 | 4008190418991 | HDC 64D TSLU 1PG21G | D.32 |
| 1662490000 | 4008190419011 | HDC 64D TSLU 1PG29G | D.32 |
| 1662540000 | 4008190419066 | HDC 24B TOLU 1PG21G | D.32 |
| 1662550000 | 4008190419073 | HDC 24B TOLU 1PG29G | D.32 |
| 1662610000 | 4008190419134 | HDC 64D TOLU 1PG21G | D.32 |
| 1662630000 | 4008190419158 | HDC 64D TOLU 1PG29G | D.32 |
| 1662720000 | 4008190419240 | HDC 24B SLU 2PG21G | D.33 |
| 1663040000 | 4008190419561 | HDC 64D SDLU 2PG29G | D.33 |
| 1663810000 | 4008190420505 | HDC 10A TSLU 1PG16G | D.8 |
| 1663850000 | 4008190420543 | HDC 15A TSLU 1PG16G | D.8 |
| 1663870000 | 4008190420567 | HDC 15A TSLU 1PG21G | D.8 |
| 1663930000 | 4008190420628 | HDC 10A TOLU 1PG16G | D.8 |
| 1663990000 | 4008190420680 | HDC 15A TOLU 1PG21G | D.8 |
| 1664040000 | 4008190420734 | HDC 10A ALU | D.9 |
| 1664060000 | 4008190420758 | HDC 10A ADLU | D.9 |
| 1664170000 | 4008190420864 | HDC 10A SLU 1PG16G | D.9 |
| 1664190000 | 4008190420888 | HDC 10A SLU 2PG16G | D.9 |
| 1664210000 | 4008190420901 | HDC 10A SLU 1PG21G | D.9 |
| 1664330000 | 4008190421021 | ABD-2-GR | G.13 |
| 1664350000 | 4008190421045 | ABD-3-GR | G.13 |
| 1664370000 | 4008190421069 | ABD-5-GR | G.13 |
| 1664390000 | 4008190421083 | ABD-6-GR | G.13 |
| 1664410000 | 4008190421106 | HDC 10A SDLU 1PG16G | D.9 |
| 1664420000 | 4008190421113 | HDC 10A SDLU 2PG16G | D.9 |
| 1664560000 | 4008190421250 | HDC 10A KLU 1/PG16G | D.9 |
| 1664630000 | 4008190421328 | HDC 15A KLU 1PG21G | D.9 |
| 1664690000 | 4008190421397 | HDC 16A TSLU 1PG16G | D.18 |
| 1664730000 | 4008190421434 | HDC 25A TSLU 1PG16G | D.18 |
| 1664750000 | 4008190421458 | HDC 25A TSLU 1PG21G | D.18 |
| 1664810000 | 4008190421519 | HDC 16A TOLU 1PG16G | D.18 |
| 1664870000 | 4008190421571 | HDC 25A TOLU 1PG21G | D.18 |
| 1664920000 | 4008190421625 | HDC 16A ALU | D.19 |
| 1664940000 | 4008190421649 | HDC 16A ADLU | D.19 |
| 1664960000 | 4008190421663 | ABD-8-OR | G.13 |
| 1664970000 | 4008190421670 | ABD-8-GR | G.13 |
| 1664980000 | 4008190421687 | ADP-8/3-OR | G.13 |
| 1664990000 | 4008190421694 | ADP-8/3-GR | G.13 |
| 1665000000 | 4008190421700 | ADP-8/4-OR | G.13 |
| 1665010000 | 4008190421717 | ADP-8/4-GR | G.13 |
| 1665020000 | 4008190421724 | ADP-8/6-OR | G.13 |
| 1665030000 | 4008190421731 | ADP-8/6-GR | G.13 |
| 1665070000 | 4008190421779 | HDC 16A SLU 2PG16G | D.19 |
| 1665090000 | 4008190421793 | HDC 16A SLU 1PG21G | D.19 |
| 1665200000 | 4008190421908 | HDC 06B DODL 2BO | D.11 |
| 1665210000 | 4008190421915 | HDC 06B DMDL 1LB | D.10 |
| 1665230000 | 4008190421939 | HDC 10B DODQ 4BO | D.13 |
| 1665240000 | 4008190421946 | HDC 10B DMDQ 2QB | D.12 |
| 1665250000 | 4008190421953 | HDC 10B DMDQ 4BO | D.16 |
| 1665260000 | 4008190421960 | HDC 16B DODQ 4BO | D.21 |
| 1665270000 | 4008190421977 | HDC 16B DMDQ 2QB | D.20 |
| 1665300000 | 4008190422004 | HDC 16A SDLU 2PG16 | D.19 |
| 1665450000 | 4008190422158 | HDC 16A KLU 1PG16G | D.19 |
| 1665620000 | 4008190422646 | HDC 16B DMDQ 4BO | D.24 |
| 1665630000 | 4008190422653 | HDC 24B DODQ 4BO | D.31 |
| 1665640000 | 4008190422660 | HDC 24B DMDQ 2QB | D.30 |
| 1665650000 | 4008190422677 | HDC 24B DMDQ 4BO | D.34 |
| 1665670000 | 4008190422691 | HDC 32A TSBU 1PG21G | D.26 |
| 1665690000 | 4008190422714 | HDC 32A TSBU 1PG29G | D.26 |
| 1665740000 | 4008190422769 | HDC 04A DODL 2BO | D.7 |
| 1665750000 | 4008190422776 | HDC 04A DMDL 2BO | D.7 |
| 1665760000 | 4008190422783 | HDC 07A DODL 2BO | D.5 |
| 1665770000 | 4008190422790 | HDC 07A DMDL 2BO | D.5 |
| 1665790000 | 4008190422813 | HDC 32A TOBU 1PG21G | D.26 |
| 1665810000 | 4008190422837 | HDC 32A TOBU 1PG29G | D.26 |
| 1665860000 | 4008190871253 | HDC 32A ABU | D.27 |
| 1665880000 | 4008190422912 | HDC 10A DMDL 2BO | D.9 |
| 1665890000 | 4008190422929 | HDC 10A DODL 1LB | D.8 |
| 1665900000 | 4008190422936 | HDC 16A DODL 1LB | D.18 |
| 1665910000 | 4008190422943 | HDC 16A DMDL 2BO | D.19 |
| 1665920000 | 4008190422950 | HDC 32A DODQ 4BO | D.28 |
| 1665930000 | 4008190422967 | HDC 32A DMDQ 2QB | D.28 |
| 1665940000 | 4008190422974 | ADS/6-1/9 | G.13 |
| 1665950000 | 4008190422981 | ADS/6-2/9 | G.13 |
| 1665980000 | 4008190423018 | HDC 32A SBU 2PG21G | D.27 |
| 1666010000 | 4008190423049 | HDC 32A SBU 1PG29G | D.27 |
| 1666200000 | 4008190423247 | ADS/6-1/15 | G.13 |
| 1666210000 | 4008190423254 | ADS/6-2/15 | G.13 |
| 1666220000 | 4008190423261 | ADS/10-1/25 | G.13 |
| 1666230000 | 4008190423278 | ADS/10-2/25 | G.13 |
| 1666270000 | 4008190423315 | HDC 32A TSBO 1PG29G | D.28 |
| 1666320000 | 4008190423377 | ADS/16-1/25 | G.13 |
| 1666330000 | 4008190423384 | ADS/16-2/25 | G.13 |
| 1666340000 | 4008190423391 | ADS/16-1/37 | G.13 |
| 1666350000 | 4008190423407 | ADS/16-2/37 | G.13 |
| 1666460000 | 4008190423575 | ADS/16-1/50 | G.13 |
| 1666550000 | 4008190423674 | HDC 32A SDBO 1PG21G | D.28 |
| 1666590000 | 4008190423711 | HDC 32A SDBO 1PG29G | D.28 |
| 1666710000 | 4008190448127 | HDC 48A TSLU 1PG29G | D.36 |
| 1666730000 | 4008190423841 | HDC 48A TOLU 1PG29G | D.36 |
| 1666740000 | 4008190423858 | HDC 48A ALU | D.37 |
| 1666750000 | 4008190423865 | HDC 48A ADLU | D.37 |
| 1666770000 | 4008190423889 | HDC 48A SLU 1PG29G | D.37 |
| 1666810000 | 4008190423926 | HDC 48A SDLU 1PG29G | D.37 |
| 1666840000 | 4008190424046 | HDC 32B TSBU 1PG29G | D.38 |
| 1666870000 | 4008190424077 | HDC 32B TOBU 1PG29G | D.38 |
| 1666920000 | 4008190424121 | HDC 32B SBU 2PG29G | D.39 |
| 1667120000 | 4008190424329 | HDC 32B TSLU 1PG29G | D.40 |
| 1667560000 | 4008190424763 | HDC 48B SDLU 2PG29G | D.43 |


# 1670000000


| Order No. | EAN No. | Type | Page |
|---|---|---|---|
| 1670470000 | 4008190431556 | HDC 48B TSLU 1PG42G | D.43 |
| 1670500000 | 4008190431587 | HDC 06B TOLU 1PG13G | D.10 |
| 1670530000 | 4008190431617 | HDC 06B TSLU 1PG13G | D.10 |


# 1680000000


| Order No. | EAN No. | Type | Page |
|---|---|---|---|
| 1682260000 | 4008190473990 | HDC-C-M3-SM4.0AG | G.4 |
| 1682270000 | 4008190474003 | HDC-C-M3-BM4.0AG | G.4 |
| 1682280000 | 4008190474010 | HDC-C-M3-SM6.0AG | G.4 |
| 1682290000 | 4008190474027 | HDC-C-M3-BM6.0AG | G.4 |
| 1682300000 | 4008190474034 | HDC-C-M3-SM10.0AG | G.4 |
| 1682310000 | 4008190474041 | HDC-C-M3-BM10.0AG | G.4 |
| 1682340000 | 4008190474072 | HDC-C-M5-SM0.75-1.0AG | G.4 |
| 1682350000 | 4008190474089 | HDC-C-M5-BM0.75-1.0AG | G.4 |
| 1682360000 | 4008190474096 | HDC-C-M5-SM1.5AG | G.4 |
| 1682370000 | 4008190474102 | HDC-C-M5-BM1.5AG | G.4 |
| 1682380000 | 4008190474119 | HDC-C-M5-SM2.5AG | G.4 |
| 1682390000 | 4008190474126 | HDC-C-M5-BM2.5AG | G.4 |
| 1682400000 | 4008190474133 | HDC-C-M5-SM4.0AG | G.4 |
| 1682410000 | 4008190474140 | HDC-C-M5-BM4.0AG | G.4 |
| 1682420000 | 4008190859930 | HDC-C-M20-SCG0.08-0.2AU | G.5 |
| 1682430000 | 4008190859954 | HDC-C-M20-BCG0.08-0.2AU | G.5 |
| 1682440000 | 4008190859947 | HDC-C-M20-SCG0.2-0.52AU | G.5 |
| 1682450000 | 4008190859961 | HDC-C-M20-BCG0.2-0.52AU | G.5 |
| 1686380001 | 4008190493929 | LM MT300 20X8 SI | G.9 |
| 1686381044 | 4008190493936 | LM MT300 20X8 WS | G.9 |
| 1686381687 | 4008190493943 | LM MT300 20X8 GE | G.9 |
| 1688200000 | 4008190857189 | HDC-DW-M0D | G.11 |

| Order No. | EAN No. | Type | Page |
|---|---|---|---|

## 1690000000

| | | | |
|---|---|---|---|
| 1698120000 | 4008190885038 | HDC-C-M3-SM1.5AG | G.4 |
| 1698130000 | 4008190885045 | HDC-C-M3-BM1.5AG | G.4 |
| 1698140000 | 4008190885052 | HDC-C-M3-SM2.5AG | G.4 |
| 1698150000 | 4008190885069 | HDC-C-M3-BM2.5AG | G.4 |

## 1700000000

| | | | |
|---|---|---|---|
| 1700890000 | 4008190900144 | HDC-CM-3/CZTB0002 | G.10 |
| 1700890000 | 4008190900144 | HDC-CM-3/CZTB0002 | G.4 |
| 1700900000 | 4008190900151 | HDC-CM-20/CZC9428P | C.8 |
| 1700900000 | 4008190900151 | HDC-CM-20/CZC9428P | G.10 |
| 1700900000 | 4008190900151 | HDC-CM-20/CZC9428P | G.5 |

## 1710000000

| | | | |
|---|---|---|---|
| 1712460000 | 4008190944032 | HDC-KIT-HE 06.100 | F.9 |
| 1712510000 | 4008190947736 | HDC-KIT-HE 10.110 | F.11 |
| 1712520000 | 4008190947743 | HDC-KIT-HE 16.120 | F.13 |
| 1712530000 | 4008190947750 | HDC-KIT-HE 24.130 | F.15 |
| 1712540000 | 4008190947767 | HDC-KIT-HE 32.140 | F.17 |
| 1712550000 | 4008190947774 | HDC-KIT-HE 48.150 | F.19 |
| 1712560000 | 4008190947781 | HDC-KIT-HA 03.300 | F.5 |
| 1712570000 | 4008190947798 | HDC-KIT-HA 03.301 | F.5 |
| 1712580000 | 4008190947804 | HDC-KIT-HA 03.302 | F.5 |
| 1712590000 | 4008190947811 | HDC-KIT-HA 04.400 | F.7 |
| 1712600000 | 4008190947828 | HDC-KIT-HA 04.401 | F.7 |
| 1712610000 | 4008190947835 | HDC-KIT-HA 04.402 | F.7 |
| 1712630000 | 4008190947866 | HDC-KIT-HA 03.404 | F.5 |
| 1712650000 | 4008190947880 | HDC-KIT-HA 04.406 | F.7 |
| 1712660000 | 4008190947897 | HDC-KIT-HE 06.101 | F.9 |
| 1712670000 | 4008190947903 | HDC-KIT-HE 10.111 | F.11 |
| 1712680000 | 4008190947910 | HDC-KIT-HE 16.121 | F.13 |
| 1712690000 | 4008190947927 | HDC-KIT-HE 24.131 | F.15 |
| 1712700000 | 4008190947934 | HDC-KIT-HE 06.200 | F.9 |
| 1712710000 | 4008190947941 | HDC-KIT-HE 10.210 | F.11 |
| 1712720000 | 4008190947958 | HDC-KIT-HE 16.220 | F.13 |
| 1712730000 | 4008190947965 | HDC-KIT-HE 24.230 | F.15 |
| 1718770000 | 4008190351977 | VG 48-K68 | H.6 |
| 1718780000 | 4008190352004 | VG 48-MS54 | H.8 |
| 1718790000 | 4008190352011 | VG 48-MS68 | H.9 |
| 1718800000 | 4008190352028 | VG 7-MS54-ZE | H.9 |
| 1718810000 | 4008190352035 | VG 9-MS54-ZE | H.9 |
| 1718820000 | 4008190352042 | VG 11-MS54-ZE | H.9 |
| 1718830000 | 4008190352059 | VG 13,5-MS54-ZE | H.9 |
| 1718840000 | 4008190352066 | VG 16-MS54-ZE | H.9 |
| 1718850000 | 4008190352073 | VG 21-MS54-ZE | H.9 |
| 1718860000 | 4008190352080 | VG 29-MS54-ZE | H.9 |
| 1718870000 | 4008190352097 | VG 36-MS54-ZE | H.9 |
| 1718880000 | 4008190352103 | VG 42-MS54-ZE | H.9 |
| 1718890000 | 4008190352110 | VG 48-MS54-ZE | H.9 |
| 1718970000 | 4008190352196 | VG 48-EXE SW | H.10 |
| 1718980000 | 4008190352202 | VG 48-EXI BL | H.10 |
| 1718990000 | 4008190352219 | VG 7-EXE MS | H.11 |
| 1719000000 | 4008190352226 | VG 9-EXE MS | H.11 |
| 1719010000 | 4008190352233 | VG 11-EXE MS | H.11 |
| 1719020000 | 4008190352240 | VG 13,5-EXE MS | H.11 |
| 1719030000 | 4008190352257 | VG 16-EXE MS | H.11 |
| 1719040000 | 4008190352264 | VG 21-EXE MS | H.11 |
| 1719050000 | 4008190352271 | VG 29-EXE MS | H.11 |
| 1719060000 | 4008190352288 | VG 36-EXE MS | H.11 |
| 1719070000 | 4008190352295 | VG 42-EXE MS | H.11 |
| 1719080000 | 4008190352301 | VG 48-EXE MS | H.11 |
| 1719250000 | 4008190352509 | VP 7-K54 | H.13 |
| 1719260000 | 4008190352516 | VP 48-K54 | H.13 |
| 1719270000 | 4008190352523 | VP 48-MS65 | H.13 |
| 1719440000 | 4008190352691 | GWDR PG7-PO | H.12 |
| 1719450000 | 4008190352707 | GWDR PG9-PO | H.12 |
| 1719460000 | 4008190352714 | GWDR PG11-PO | H.12 |
| 1719470000 | 4008190352721 | GWDR PG13,5-PO | H.12 |
| 1719480000 | 4008190352745 | GWDR PG16-PO | H.12 |
| 1719490000 | 4008190352752 | GWDR PG21-PO | H.12 |
| 1719500000 | 4008190352769 | GWDR PG29-PO | H.12 |
| 1719510000 | 4008190352776 | GWDR PG36-PO | H.12 |
| 1719520000 | 4008190352783 | GWDR PG42-PO | H.12 |
| 1719530000 | 4008190352790 | GWDR PG48-PO | H.12 |
| 1719540000 | 4008190352806 | GWDR PG7-NP | H.12 |
| 1719550000 | 4008190352813 | GWDR PG9-NP | H.12 |
| 1719560000 | 4008190352820 | GWDR PG11-NP | H.12 |
| 1719570000 | 4008190352837 | GWDR PG13,5-NP | H.12 |
| 1719580000 | 4008190352844 | GWDR PG16-NP | H.12 |
| 1719590000 | 4008190352851 | GWDR PG21-NP | H.12 |
| 1719600000 | 4008190352868 | GWDR PG29-NP | H.12 |
| 1719610000 | 4008190352875 | GWDR PG36-NP | H.12 |
| 1719620000 | 4008190352882 | GWDR PG42-NP | H.12 |
| 1719630000 | 4008190352899 | GWDR PG48-NP | H.12 |

## 1720000000

| | | | |
|---|---|---|---|
| 1720470000 | 4008190358686 | VG 7-K68 SKS | H.7 |
| 1720480000 | 4008190358693 | VG 9-K68 SKS | H.7 |
| 1720490000 | 4008190358709 | VG 11-K68 SKS | H.7 |
| 1720500000 | 4008190358716 | VG 13,5-K68 SKS | H.7 |
| 1720510000 | 4008190358723 | VG 16-K68 SKS | H.7 |
| 1720520000 | 4008190358730 | VG 21-K68 SKS | H.7 |
| 1724000000 | 4008190367770 | HDC-KIT-HSB 06.500 | F.20 |

## 1730000000

| | | | |
|---|---|---|---|
| 1730120000 | 4008190384678 | HDC-CM-4SZF AG | C.5 |
| 1730130000 | 4008190384685 | HDC-CM-4BZF AG | C.5 |
| 1736230000 | 4008190956028 | GWDR M16-NP | H.12 |
| 1736240000 | 4008190956035 | GWDR M20-NP | H.12 |
| 1736250000 | 4008190956042 | GWDR M25-NP | H.12 |
| 1736260000 | 4008190956059 | GWDR M32-NP | H.12 |
| 1736270000 | 4008190956066 | GWDR M40-NP | H.12 |
| 1736280000 | 4008190956073 | GWDR M50-NP | H.12 |
| 1736290000 | 4008190956080 | GWDR M63-NP | H.12 |
| 1737210000 | 4008190956684 | VG M16-EXE MS | H.11 |
| 1737220000 | 4008190956691 | VG M20-EXE MS | H.11 |
| 1737230000 | 4008190956707 | VG M25-EXE MS | H.11 |
| 1737240000 | 4008190956714 | VG M32-EXE MS | H.11 |
| 1737250000 | 4008190956721 | VG M40-EXE MS | H.11 |
| 1737260000 | 4008190956738 | VG M50-EXE MS | H.11 |
| 1737270000 | 4008190956745 | VG M63-EXE MS | H.11 |
| 1737280000 | 4008190956752 | VG M16-EXE SW | H.10 |
| 1737290000 | 4008190956769 | VG M20-EXE SW | H.10 |
| 1737300000 | 4008190956776 | VG M25-EXE SW | H.10 |
| 1737310000 | 4008190956783 | VG M32-EXE SW | H.10 |
| 1737320000 | 4008190956790 | VG M40-EXE SW | H.10 |
| 1737330000 | 4008190956806 | VG M50-EXE SW | H.10 |
| 1737340000 | 4008190956813 | VG M63-EXE SW | H.10 |
| 1737350000 | 4008190956820 | VG M16-EXI BL | H.10 |
| 1737360000 | 4008190956837 | VG M20-EXI BL | H.10 |
| 1737370000 | 4008190956844 | VG M25-EXI BL | H.10 |
| 1737380000 | 4008190956851 | VG M32-EXI BL | H.10 |
| 1737390000 | 4008190956868 | VG M40-EXI BL | H.10 |
| 1737400000 | 4008190956882 | VG M50-EXI BL | H.10 |
| 1737410000 | 4008190956905 | VG M63-EXI BL | H.10 |
| 1739190000 | 4008190955175 | HDC-HA16FD | G.14 |
| 1739200000 | 4008190955182 | HDC-HA10FD | G.14 |
| 1739210000 | 4008190955199 | HDC-HA32FD | G.14 |
| 1739220000 | 4008190955205 | HDC-HA3FD | G.14 |

## 1740000000

| | | | |
|---|---|---|---|
| 1745760000 | 4008190985486 | HDC HE 6 FT | B.18 |
| 1745770000 | 4008190985493 | HDC HE 10 FT | B.20 |
| 1745780000 | 4008190985509 | HDC HE 16 FT | B.22 |
| 1745780000 | 4008190985509 | HDC HE 16 FT | B.26 |
| 1745790000 | 4008190985516 | HDC HE 24 FT | B.24 |
| 1745790000 | 4008190985516 | HDC HE 24 FT | B.28 |
| 1745800000 | 4008190985523 | HDC HE 16 FT 17-32 | B.26 |
| 1745810000 | 4008190985530 | HDC HE 24 FT 25-48 | B.28 |
| 1745820000 | 4008190985547 | HDC HE 6 MT | B.18 |
| 1745830000 | 4008190985554 | HDC HE 10 MT | B.20 |
| 1745840000 | 4008190985561 | HDC HE 16 MT | B.22 |
| 1745840000 | 4008190985561 | HDC HE 16 MT | B.26 |
| 1745850000 | 4008190985578 | HDC HE 24 MT | B.24 |
| 1745850000 | 4008190985578 | HDC HE 24 MT | B.28 |
| 1745860000 | 4008190985585 | HDC HE 16 MT 17-32 | B.26 |
| 1745870000 | 4008190985592 | HDC HE 24 MT 25-48 | B.28 |
| 1746060000 | 4008190986476 | MODUFLEX C-CR | C.32 |
| 1746070000 | 4008190986483 | MODUFLEX C-MW | C.32 |

## 1750000000

| | | | |
|---|---|---|---|
| 1751770001 | 4032248001507 | THM MT30X 32/9 SI/M | G.9 |
| 1751771044 | 4032248001484 | THM MT30X 32/9 WS/M | G.9 |
| 1751771687 | 4032248001491 | THM MT30X 32/9 GE/M | G.9 |
| 1752970000 | 4032248190614 | MODUFLEX C-MH/ZE | C.33 |
| 1758340000 | 4032248019496 | HDC CM HE 4 MC MR | C.4 |
| 1758350000 | 4032248019502 | HDC CM HE 4 FC MR | C.4 |
| 1758360000 | 4032248019588 | HDC CM 3 MC | C.3 |
| 1758370000 | 4032248019595 | HDC CM 3 FC | C.3 |
| 1758380000 | 4032248019601 | HDC CM 5 MC | C.6 |
| 1758390000 | 4032248019618 | HDC CM 5 FC | C.6 |
| 1758400000 | 4032248019625 | HDC CM 10 MC | C.7 |
| 1758410000 | 4032248019632 | HDC CM 10 FC | C.7 |
| 1758420000 | 4032248019649 | HDC-CM-20SCG GR | C.8 |
| 1758430000 | 4032248019656 | HDC-CM-20BCG GR | C.8 |
| 1758440000 | 4032248019663 | HDC-CR6-2S GR | C.18 |
| 1758450000 | 4032248019670 | HDC-CR6-2B GR | C.18 |
| 1758460000 | 4032248019687 | HDC-CR10-3S GR | C.20 |
| 1758470000 | 4032248019694 | HDC-CR10-3B GR | C.20 |
| 1758480000 | 4032248019700 | HDC-CR16-5S GR | C.22 |
| 1758490000 | 4032248019717 | HDC-CR16-5B GR | C.22 |
| 1758500000 | 4032248019724 | HDC-CR24-7S GR | C.24 |
| 1758510000 | 4032248019731 | HDC-CR24-7B GR | C.24 |
| 1758520000 | 4032248019748 | HDC-CR16-5S-2 GR | C.26 |
| 1758530000 | 4032248019755 | HDC-CR16-5B-2 GR | C.26 |
| 1758540000 | 4032248019762 | HDC-CR24-7S-2 GR | C.28 |
| 1758550000 | 4032248019779 | HDC-CR24-7B-2 GR | C.28 |

## 1760000000

| | | | |
|---|---|---|---|
| 1765570000 | 4032248059805 | MODUFLEX C-KITO.M.MW-1F | C.33 |
| 1765580000 | 4032248059799 | MODUFLEX C-KITO.M.MW-2F | C.33 |
| 1765590000 | 4032248059812 | MODUFLEX C-KITO.M.MW-3F | C.33 |
| 1765600000 | 4032248059829 | MODUFLEX C-KITO.M.MW-4F | C.33 |
| 1765610000 | 4032248059836 | MODUFLEX C-KITO.M.MW-5F | C.33 |
| 1766120000 | 4008190078386 | PTSC KB 30X6 WN1412 | C.32 |
| 1766130000 | 4008190081140 | ABST.BOLZ.M3X27+KLSC-KI | C.32 |

## 1770000000

| | | | |
|---|---|---|---|
| 1772200000 | 4032248129850 | VG M12 - MS 68 | H.9 |
| 1772220000 | 4032248129874 | VG M20 - MS 68 | H.9 |
| 1772270000 | 4032248129928 | VG M63 - MS 68 | H.9 |
| 1772280000 | 4032248129935 | VG M12 - K 68 | H.6 |
| 1772300000 | 4032248129966 | VG M20 - K 68 | H.6 |
| 1772350000 | 4032248130016 | VG M63 - K 68 | H.6 |
| 1773630000 | 4032248142736 | HDC-C-HD-S-LWL1.0POF | G.6 |
| 1773640000 | 4032248142743 | HDC-C-HD-B-LWL1.0POF | G.6 |
| 1776700000 | 4032248156122 | VGM12-K68 SKS | H.7 |
| 1776710000 | 4032248156139 | VGM16-K68 SKS | H.7 |
| 1776720000 | 4032248156146 | VGM20-K68 SKS 10,0-14,0 | H.7 |
| 1776730000 | 4032248156153 | VGM25-K68 SKS | H.7 |
| 1776900000 | 4032248156344 | VP M25 K54 | H.13 |
| 1776910000 | 4032248156351 | VP M20 K54 | H.13 |
| 1776920000 | 4032248156368 | VP M16 K54 | H.13 |
| 1776930000 | 4032248156375 | VP M12 K54 | H.13 |
| 1776940000 | 4032248156382 | VP M32 K54 | H.13 |
| 1776950000 | 4032248156399 | VP M40 K54 | H.13 |
| 1776960000 | 4032248156405 | VP M50 K54 | H.13 |
| 1776970000 | 4032248156412 | VP M63 K54 | H.13 |
| 1777720000 | 4032248157990 | VP M12-MS65 | H.13 |
| 1777730000 | 4032248158003 | VP M16-MS65 | H.13 |
| 1777740000 | 4032248158010 | VP M20-MS65 | H.13 |
| 1777750000 | 4032248158027 | VP M25-MS65 | H.13 |
| 1777760000 | 4032248158034 | VP M32-MS65 | H.13 |
| 1777770000 | 4032248158041 | VP M40-MS65 | H.13 |
| 1777780000 | 4032248158058 | VP M50-MS65 | H.13 |
| 1777790000 | 4032248158065 | VP M63-MS65 | H.13 |
| 1777920000 | 4032248158188 | GWDR M12-PO | H.12 |
| 1777930000 | 4032248158195 | GWDR M16-PO | H.12 |
| 1777940000 | 4032248158201 | GWDR M20-PO | H.12 |
| 1777950000 | 4032248158218 | GWDR M25-PO | H.12 |
| 1777960000 | 4032248158225 | GWDR M32-PO | H.12 |
| 1777970000 | 4032248158232 | GWDR M40-PO | H.12 |
| 1777980000 | 4032248158249 | GWDR M50-PO | H.12 |
| 1777990000 | 4032248158256 | GWDR M63-PO | H.12 |
| 1778300000 | 4032248161102 | VGM63-MS54 | H.8 |
| 1778310000 | 4032248161317 | VGM50-MS54 KB 39,0-41,0 | H.8 |
| 1778320000 | 4032248161324 | VGM50-MS54 KB 31,0-33,0 | H.8 |
| 1778330000 | 4032248161331 | VGM40-MS54 | H.8 |
| 1778340000 | 4032248161348 | VGM32-MS54 | H.8 |
| 1778350000 | 4032248161355 | VGM25-MS54 KB 15,0-17,0 | H.8 |
| 1778360000 | 4032248161362 | VGM25-MS54 KB 12,0-14,0 | H.8 |
| 1778370000 | 4032248161379 | VGM20-MS54 KB 10,0-12,0 | H.8 |
| 1778380000 | 4032248161386 | VGM20-MS54 KB 8,0-10,0 | H.8 |
| 1778390000 | 4032248161393 | VGM16-MS54 | H.8 |
| 1778400000 | 4032248161409 | VGM12-MS54 KB 6,0-8,0 | H.8 |
| 1778410000 | 4032248161416 | VGM12-MS54 KB 5,0-7,0 | H.8 |
| 1778420000 | 4032248161430 | VGM12-MS54 ZE 5,0-7,0 | H.9 |
| 1778440000 | 4032248161454 | VGM16-MS54 ZE | H.9 |
| 1778450000 | 4032248161461 | VGM20-MS54 ZE 6,0-11,5 | H.9 |
| 1778460000 | 4032248161478 | VGM20-MS54 ZE 6,0-13,5 | H.9 |
| 1778480000 | 4032248161492 | VGM25-MS54 ZE 9,0-21,5 | H.9 |
| 1778490000 | 4032248161508 | VGM32-MS54 ZE | H.9 |
| 1778500000 | 4032248161515 | VGM40-MS54 ZE | H.9 |
| 1778520000 | 4032248161539 | VGM50-MS54 ZE 29,0-42,5 | H.9 |
| 1778530000 | 4032248161546 | VGM63-MS54 ZE | H.9 |
| 1778860000 | 4032248161874 | VGM20-K68 SKS 6,0-12,0 | H.7 |

## 1780000000

| | | | |
|---|---|---|---|
| 1786770000 | 4032248204014 | HDC 64D TSBU 1M32G | D.30 |
| 1786780000 | 4032248204021 | HDC 64D TSBU 1M25G | D.30 |
| 1786790000 | 4032248204038 | HDC 64D TSBO 1M32G | D.34 |
| 1786800000 | 4032248204045 | HDC 64D TSBO 1M25G | D.34 |
| 1786810000 | 4032248204052 | HDC 64D TSLU 1M32G | D.32 |
| 1786830000 | 4032248204076 | HDC 64D TOBU 1M32G | D.30 |
| 1786860000 | 4032248204106 | HDC 64D TOLU 1M32G | D.32 |
| 1786870000 | 4032248204113 | HDC 64D TOLU 1M25G | D.32 |
| 1786880000 | 4032248204120 | HDC 64D SBU 2M32G | D.31 |
| 1786890000 | 4032248204137 | HDC 64D SBU 2M25G | D.31 |
| 1786900000 | 4032248204144 | HDC 64D SLU 2M32G | D.33 |
| 1786910000 | 4032248204151 | HDC 64D SLU 2M25G | D.33 |
| 1786920000 | 4032248204168 | HDC 64D SDBO 2M32G | D.34 |
| 1786940000 | 4032248204182 | HDC 64D SDLU 2M32G | D.33 |
| 1786950000 | 4032248204199 | HDC 64D SDLU 2M25G | D.33 |
| 1786960000 | 4032248204205 | HDC 64D KBU 1M32G | D.31 |
| 1787000000 | 4032248204243 | HDC 40D TSBU 1M32G | D.20 |
| 1787010000 | 4032248204250 | HDC 40D TSBU 1M25G | D.20 |
| 1787020000 | 4032248204267 | HDC 40D TSBO 1M32G | D.24 |
| 1787030000 | 4032248204274 | HDC 40D TSBO 1M25G | D.24 |
| 1787040000 | 4032248204281 | HDC 40D TSLU 1M32G | D.22 |
| 1787050000 | 4032248204298 | HDC 40D TSLU 1M25G | D.22 |
| 1787060000 | 4032248204304 | HDC 40D TOBU 1M32G | D.20 |
| 1787070000 | 4032248204410 | HDC 40D TOBU 1M25G | D.20 |
| 1787100000 | 4032248204441 | HDC 40D TOLU 1M32G | D.22 |
| 1787110000 | 4032248204458 | HDC 40D SBU 2M32G | D.21 |
| 1787120000 | 4032248204465 | HDC 40D SBU 2M25G | D.21 |
| 1787170000 | 4032248204519 | HDC 40D SDLU 2M32G | D.23 |
| 1787180000 | 4032248204526 | HDC 40D SDLU 2M25G | D.23 |
| 1787190000 | 4032248204533 | HDC 40D KBU 1M32G | D.21 |
| 1787200000 | 4032248204540 | HDC 40D KBU 1M25G | D.21 |
| 1787220000 | 4032248204564 | HDC 40D KLU 1M25G | D.23 |
| 1787230000 | 4032248204571 | HDC 24D TSBU 1M32G | D.12 |
| 1787240000 | 4032248204588 | HDC 24D TSBU 1M25G | D.12 |
| 1787250000 | 4032248204595 | HDC 24D TSBO 1M32G | D.16 |
| 1787260000 | 4032248204601 | HDC 24D TSBO 1M25G | D.16 |

| Order No. | EAN No. | Type | Page |
|---|---|---|---|
| 1787270000 | 4032248204618 | HDC 24D TSLU 1M32G | D.14 |
| 1787280000 | 4032248204625 | HDC 24D TSLU 1M25G | D.14 |
| 1787290000 | 4032248204632 | HDC 24D TOBU 1M32G | D.12 |
| 1787300000 | 4032248204649 | HDC 24D TOBU 1M25G | D.12 |
| 1787330000 | 4032248204670 | HDC 24D TOLU 1M32G | D.14 |
| 1787340000 | 4032248204687 | HDC 24D TOLU 1M25G | D.14 |
| 1787350000 | 4032248204694 | HDC 24D SBU 2M25G | D.13 |
| 1787360000 | 4032248204700 | HDC 24D SBU 2M32G | D.13 |
| 1787370000 | 4032248204717 | HDC 24D SLU 2M32G | D.15 |
| 1787400000 | 4032248204748 | HDC 24D SDBO 2M25G | D.16 |
| 1787410000 | 4032248204755 | HDC 24D SDLU 2M32G | D.15 |
| 1787420000 | 4032248204762 | HDC 24D SDLU 2M25G | D.15 |
| 1787450000 | 4032248204793 | HDC 24D KLU 1M32G | D.15 |
| 1787460000 | 4032248204809 | HDC 24D KLU 1M25G | D.15 |
| 1787470000 | 4032248204816 | HDC 16D TSLU 1M32G | D.10 |
| 1787480000 | 4032248204823 | HDC 16D TSLU 1M25G | D.10 |
| 1787490000 | 4032248204830 | HDC 16D TOLU 1M32G | D.10 |
| 1787500000 | 4032248204847 | HDC 16D TOLU 1M25G | D.10 |
| 1787510000 | 4032248204854 | HDC 16D SLU 2M32G | D.11 |
| 1787520000 | 4032248204861 | HDC 16D SLU 2M25G | D.11 |
| 1787540000 | 4032248204885 | HDC 16D SDLU 2M25G | D.11 |
| 1787550000 | 4032248204892 | HDC 10B TSBU 1M25G | D.12 |
| 1787560000 | 4032248204908 | HDC 10B TSBU 1M20G | D.12 |
| 1787570000 | 4032248204915 | HDC 10B TSBO 1M25G | D.16 |
| 1787580000 | 4032248204922 | HDC 10B TSLU 1M25G | D.14 |
| 1787590000 | 4032248204939 | HDC 10B TOBU 1M25G | D.12 |
| 1787600000 | 4032248204946 | HDC 10B TOBU 1M20G | D.12 |
| 1787610000 | 4032248204953 | HDC 10B TOBO 1M25G | D.16 |
| 1787620000 | 4032248204960 | HDC 10B TOLU 1M25G | D.14 |
| 1787630000 | 4032248204977 | HDC 10B SBU 2M25G | D.13 |
| 1787640000 | 4032248204984 | HDC 10B SBU 2M20G | D.13 |
| 1787650000 | 4032248204991 | HDC 10B SLU 2M25G | D.15 |
| 1787660000 | 4032248205004 | HDC 10B SLU 2M20G | D.15 |
| 1787670000 | 4032248205011 | HDC 10B SDBO 2M25G | D.16 |
| 1787680000 | 4032248205028 | HDC 10B SDBO 2M20G | D.16 |
| 1787700000 | 4032248205042 | HDC 10B SDLU 2M20G | D.15 |
| 1787720000 | 4032248205066 | HDC 10B KBU 1M20G | D.13 |
| 1787730000 | 4032248205073 | HDC 10B KLU 1M25G | D.15 |
| 1787740000 | 4032248205080 | HDC 10B KLU 1M20G | D.15 |
| 1787750000 | 4032248205097 | HDC 24B TSBU 1M32G | D.30 |
| 1787760000 | 4032248205103 | HDC 24B TSBU 1M25G | D.30 |
| 1787770000 | 4032248205219 | HDC 24B TSBO 1M32G | D.34 |
| 1787780000 | 4032248205226 | HDC 24B TSBO 1M25G | D.34 |
| 1787790000 | 4032248205233 | HDC 24B TSLU 1M32G | D.32 |
| 1787800000 | 4032248205240 | HDC 24B TSLU 1M25G | D.32 |
| 1787810000 | 4032248205257 | HDC 24B TOBU 1M32G | D.30 |
| 1787820000 | 4032248205264 | HDC 24B TOBU 1M25G | D.30 |
| 1787830000 | 4032248205271 | HDC 24B TOBO 1M32G | D.34 |
| 1787850000 | 4032248205295 | HDC 24B TOLU 1M32G | D.32 |
| 1787860000 | 4032248205301 | HDC 24B TOLU 1M25G | D.32 |
| 1787870000 | 4032248205318 | HDC 24B SBU 2M25G | D.31 |
| 1787880000 | 4032248205325 | HDC 24B SLU 2M25G | D.33 |
| 1787900000 | 4032248205349 | HDC 24B SDLU 2M25G | D.33 |
| 1787920000 | 4032248205363 | HDC 24B KBU 1M25G | D.31 |
| 1787950000 | 4032248205394 | HDC 32A TSBU 1M32G | D.26 |
| 1787960000 | 4032248205400 | HDC 32A TSBU 1M25G | D.26 |
| 1787970000 | 4032248205417 | HDC 32A TSBO 1M32G | D.28 |
| 1787980000 | 4032248205424 | HDC 32A TSBO 1M25G | D.28 |
| 1787990000 | 4032248205431 | HDC 32A TOBU 1M32G | D.26 |
| 1788010000 | 4032248205455 | HDC 32A TOBO 1M32G | D.28 |
| 1788040000 | 4032248205486 | HDC 32A SBU 2M25G | D.27 |
| 1788050000 | 4032248205493 | HDC 32A SDBO 2M32G | D.28 |
| 1788060000 | 4032248205509 | HDC 32A SDBO 2M25G | D.28 |
| 1788070000 | 4032248205516 | HDC 32A KBU 1M32G | D.27 |
| 1788080000 | 4032248205523 | HDC 32A KBU 1M25G | D.27 |
| 1788090000 | 4032248205530 | HDC 06B TSLU 1M25G | D.10 |
| 1788100000 | 4032248205547 | HDC 06B TSLU 1M20G | D.10 |
| 1788110000 | 4032248205554 | HDC 06B TOLU 1M25G | D.10 |
| 1788120000 | 4032248205561 | HDC 06B TOLU 1M20G | D.10 |
| 1788130000 | 4032248205578 | HDC 06B SLU 2M25G | D.11 |
| 1788140000 | 4032248205585 | HDC 06B SLU 2M20G | D.11 |
| 1788160000 | 4032248205592 | HDC 06B SDLU 2M25G | D.11 |
| 1788170000 | 4032248205608 | HDC 06B SDLU 2M20G | D.11 |
| 1788180000 | 4032248205714 | HDC 16B TSBU 1M25G | D.20 |
| 1788190000 | 4032248205721 | HDC 16B TSBO 1M25G | D.24 |
| 1788200000 | 4032248205738 | HDC 16B TSLU 1M25G | D.22 |
| 1788210000 | 4032248205745 | HDC 16B TOBU 1M25G | D.20 |
| 1788220000 | 4032248205752 | HDC 16B TOBO 1M25G | D.24 |
| 1788230000 | 4032248205769 | HDC 16B TOLU 1M25G | D.22 |
| 1788240000 | 4032248205776 | HDC 16B SBU 2M25G | D.21 |
| 1788250000 | 4032248205783 | HDC 16B SLU 2M25G | D.23 |
| 1788260000 | 4032248205790 | HDC 16B SDBO 2M25G | D.25 |
| 1788270000 | 4032248205806 | HDC 16B SDLU 2M25G | D.23 |
| 1788290000 | 4032248205820 | HDC 16B KLU 1M25G | D.23 |
| 1788300000 | 4032248205837 | HDC 48B TSLU 1M50G | D.43 |
| 1788310000 | 4032248205844 | HDC 48B TSLU 1M40G | D.43 |
| 1788320000 | 4032248205851 | HDC 48B TSLU 1M32G | D.43 |
| 1788330000 | 4032248205868 | HDC 48B TOLU 1M50G | D.43 |
| 1788350000 | 4032248205882 | HDC 48B TOLU 1M32G | D.43 |
| 1788360000 | 4032248205899 | HDC 48B SLU 2M40G | D.43 |
| 1788370000 | 4032248205905 | HDC 48B SLU 2M32G | D.43 |
| 1788390000 | 4032248205929 | HDC 48B SDLU 2M32G | D.43 |
| 1788400000 | 4032248205936 | HDC 32B TSBU 1M32G | D.38 |
| 1788410000 | 4032248205943 | HDC 32B TSBO 1M32G | D.42 |
| 1788420000 | 4032248205950 | HDC 32B TSLU 1M32G | D.40 |
| 1788430000 | 4032248205967 | HDC 32B TOBU 1M32G | D.38 |
| 1788450000 | 4032248205981 | HDC 32B TOLU 1M32G | D.40 |
| 1788460000 | 4032248205998 | HDC 32B SBU 2M32G | D.39 |
| 1788470000 | 4032248206001 | HDC 32B SLU 2M32G | D.41 |
| 1788490000 | 4032248206025 | HDC 32B SDLU 2M32G | D.41 |
| 1788500000 | 4032248206032 | HDC 32B KLU 1M32G | D.41 |
| 1788510000 | 4032248206049 | HDC 07A TWLU 1M20G | D.4 |
| 1788520000 | 4032248206056 | HDC 07A TOLU 1M20G | D.4 |
| 1788530000 | 4032248206063 | HDC 07A SLU 1M20G | D.5 |
| 1788540000 | 4032248206070 | HDC 07A KOLU 1M20G | D.5 |
| 1788550000 | 4032248206087 | HDC 48A TSLU 1M32G | D.36 |
| 1788560000 | 4032248206094 | HDC 48A TOLU 1M32G | D.36 |
| 1788570000 | 4032248206100 | HDC 48A SLU 2M32G | D.37 |
| 1788610000 | 4032248206155 | HDC 10A TOLU 1M25G | D.8 |
| 1788620000 | 4032248206162 | HDC 10A TOLU 1M20G | D.8 |
| 1788630000 | 4032248206179 | HDC 10A SLU 2M25G | D.9 |
| 1788640000 | 4032248206186 | HDC 10A SLU 2M20G | D.9 |
| 1788650000 | 4032248206193 | HDC 10A SDLU 2M25G | D.9 |
| 1788660000 | 4032248206209 | HDC 10A SDLU 2M20G | D.9 |
| 1788670000 | 4032248206216 | HDC 10A KLU 1M25G | D.9 |
| 1788680000 | 4032248206223 | HDC 25A TSLU 1M20G | D.18 |
| 1788690000 | 4032248206230 | HDC 25A TSLU 1M25G | D.18 |
| 1788700000 | 4032248206247 | HDC 25A TOLU 1M25G | D.18 |
| 1788710000 | 4032248206254 | HDC 25A TOLU 1M20G | D.18 |
| 1788740000 | 4032248206285 | HDC 16A TSLU 1M25G | D.18 |
| 1788750000 | 4032248206292 | HDC 16A TOLU 1M25G | D.18 |
| 1788760000 | 4032248206308 | HDC 16A SLU 2M25G | D.19 |
| 1788770000 | 4032248206315 | HDC 16A SLU 2M20G | D.19 |
| 1788780000 | 4032248206322 | HDC 16A SDLU 2M25G | D.19 |
| 1788790000 | 4032248206339 | HDC 16A SDLU 2M20G | D.19 |
| 1788800000 | 4032248206346 | HDC 16A KLU 1M25G | D.19 |
| 1788810000 | 4032248206353 | HDC 04A TWLU 1M20G | D.6 |
| 1788820000 | 4032248206360 | HDC 04A TOLU 1M20G | D.6 |
| 1788830000 | 4032248206377 | HDC 04A SLU 1M20G | D.7 |
| 1788840000 | 4032248206384 | HDC 04A KOLU 1M20G | D.7 |
| 1788850000 | 4032248206391 | HDC 15A TSLU 1M25G | D.8 |
| 1788860000 | 4032248206407 | HDC 15A TSLU 1M20G | D.8 |
| 1789960000 | 4032248212026 | HDC S4 0 SAS | B.98 |
| 1789970000 | 4032248212033 | HDC S4 0 BAS | B.98 |
| 1789980000 | 4032248212040 | HDC S4 BAS | B.96 |
| 1789990000 | 4032248212057 | HDC S4 SAS | B.96 |


# 1790000000


| | | | |
|---|---|---|---|
| 1790000000 | 4032248212064 | HDC S6 12 SAS | B.100 |
| 1790010000 | 4032248212071 | HDC S6 12 BAS | B.100 |
| 1790020000 | 4032248212088 | HDC S6 6 BAS | B.102 |
| 1790030000 | 4032248212095 | HDC S6 6 SAS | B.102 |
| 1790040000 | 4032248212101 | HDC HB10 AWVL | D.17 |
| 1797500000 | 4032248239177 | HDC RailMate HB6 Set | G.9 |
| 1797510000 | 4032248239184 | HDC RailMate HB 10 Set | G.9 |
| 1797520000 | 4032248239191 | HDC RailMate HB16 Set | G.9 |
| 1797530000 | 4032248239207 | HDC RailMate HB24 Set | G.9 |
| 1797540000 | 4032248239214 | HDC RailMate HB6 Top | G.9 |
| 1797550000 | 4032248239221 | HDC RailMate HB10 Top | G.9 |
| 1797560000 | 4032248239238 | HDC RailMate HB16 Top | G.9 |
| 1797570000 | 4032248239245 | HDC RailMate HB24 Top | G.9 |
| 1797580000 | 4032248239252 | HDC RailMate Basis | G.9 |
| 1798260000 | 4032248241866 | HDC RailMate COS 1 Set | G.9 |
| 1799810000 | 4032248247035 | HDC 48B SDLU 1PG29G | D.43 |


# 1800000000


| | | | |
|---|---|---|---|
| 1802360000 | 4032248256815 | HDC-KIT-HE 48.150 M | F.18 |
| 1802370000 | 4032248256822 | HDC-KIT-HE 32.140 M | F.16 |
| 1802380000 | 4032248256839 | HDC-KIT-HE 24.130 M | F.14 |
| 1802390000 | 4032248256846 | HDC-KIT-HE 16.121 M | F.12 |
| 1802400000 | 4032248256853 | HDC-KIT-HE 16.120 M | F.12 |
| 1802410000 | 4032248256860 | HDC-KIT-HE 10.111 M | F.10 |
| 1802420000 | 4032248256877 | HDC-KIT-HE 10.110 M | F.10 |
| 1802430000 | 4032248256884 | HDC-KIT-HA 04.401 M | F.6 |
| 1802440000 | 4032248256907 | HDC-KIT-HA 04.400 M | F.6 |
| 1802450000 | 4032248256914 | HDC-KIT-HA 03.302 M | F.4 |
| 1802460000 | 4032248256921 | HDC-KIT-HA 03.301 M | F.4 |
| 1802470000 | 4032248256945 | HDC-KIT-HA 03.300 M | F.4 |
| 1802480000 | 4032248256952 | HDC-KIT-HE 24.131 M | F.14 |
| 1802700000 | 4032248257324 | HDC Kit HA 04.402 M | F.6 |
| 1802720000 | 4032248257331 | HDC Kit HA 04.406 M | F.6 |
| 1802730000 | 4032248257348 | HDC Kit HE 06.100 M | F.8 |
| 1802740000 | 4032248257355 | HDC Kit HE 06.101 M | F.8 |
| 1804610000 | 4032248267538 | HDC 64D TSLU 1M40G | D.32 |
| 1804630000 | 4032248267552 | HDC 16B TOLU 1M32G | D.22 |
| 1804640000 | 4032248267569 | HDC 16B TSLU 1M32G | D.22 |
| 1804650000 | 4032248267576 | HDC 40D TSLU 1M40G | D.22 |
| 1804660000 | 4032248267606 | HDC 40D SLU 2M32G | D.23 |
| 1805930000 | 4032248273850 | HDC 06B TSLU 1M20G | D.10 |
| 1806030000 | 4032248275144 | HDC CM BUS 2BS T PBDP | C.15 |
| 1806060000 | 4032248275182 | HDC CM BUS 2SS PBDP | C.15 |
| 1809620000 | 4032248284979 | HDC 16B TSBU 1M40G | D.20 |


# 1810000000


| | | | |
|---|---|---|---|
| 1814300000 | 4032248299379 | HDC CM BUS 4BS | C.14 |
| 1814310000 | 4032248309320 | HDC CM BUS 4SS | C.14 |
| 1816420000 | 4032248307388 | HDC 10B TOBU 1PG21G | D.12 |


# 1820000000


| | | | |
|---|---|---|---|
| 1825750000 | 4032248328444 | Cabtite KEL 16/4 EMC | H.18 |
| 1825760000 | 4032248328451 | Cabtite KEL 24/5 EMC | H.18 |
| 1825770000 | 4032248328468 | Cabtite KEL x/3 EMC | H.18 |
| 1825860000 | 4032248328581 | Cabtite KEL 16/2 | H.17 |
| 1825900000 | 4032248328611 | Cabtite KEL 16/4 | H.17 |
| 1825910000 | 4032248328628 | Cabtite KEL 16/8 | H.17 |
| 1825930000 | 4032248328642 | Cabtite KEL 24/4 | H.17 |
| 1825940000 | 4032248328659 | Cabtite KEL 24/5 | H.17 |
| 1825950000 | 4032248328666 | Cabtite KT 16 | H.15 |
| 1826300000 | 4032248329120 | Cabtite KT 17 | H.15 |
| 1826310000 | 4032248329137 | Cabtite KT 18 | H.15 |
| 1826320000 | 4032248329144 | Cabtite KT 19 | H.15 |
| 1826330000 | 4032248329151 | Cabtite KT 20 | H.15 |
| 1826340000 | 4032248329168 | Cabtite KT 21 | H.15 |
| 1826350000 | 4032248329175 | Cabtite KT 22 | H.15 |
| 1826360000 | 4032248329182 | Cabtite KT 23 | H.15 |
| 1826370000 | 4032248329199 | Cabtite KT 24 | H.15 |
| 1826380000 | 4032248329205 | Cabtite KT 25 | H.15 |
| 1826390000 | 4032248329212 | Cabtite KT 26 | H.15 |
| 1826400000 | 4032248329229 | Cabtite KT 27 | H.15 |
| 1826410000 | 4032248329236 | Cabtite KT 28 | H.15 |
| 1826420000 | 4032248329243 | Cabtite KT 29 | H.15 |
| 1826430000 | 4032248329250 | Cabtite KT 30 | H.15 |
| 1826440000 | 4032248329267 | Cabtite KT 32 | H.15 |
| 1826450000 | 4032248329274 | Cabtite KT 34 | H.15 |
| 1826460000 | 4032248329281 | Cabtite KT 3 | H.15 |
| 1826470000 | 4032248329298 | Cabtite KT 4 | H.15 |
| 1826480000 | 4032248329304 | Cabtite KT 5 | H.15 |
| 1826490000 | 4032248329311 | Cabtite KT 6 | H.15 |
| 1826500000 | 4032248329328 | Cabtite KT 7 | H.15 |
| 1826510000 | 4032248329335 | Cabtite KT 8 | H.15 |
| 1826520000 | 4032248329342 | Cabtite KT 9 | H.15 |
| 1826530000 | 4032248329359 | Cabtite KT 10 | H.15 |
| 1826540000 | 4032248329366 | Cabtite KT 11 | H.15 |
| 1826550000 | 4032248329373 | Cabtite KT 12 | H.15 |
| 1826560000 | 4032248329380 | Cabtite KT 13 | H.15 |
| 1826570000 | 4032248329397 | Cabtite KT 14 | H.15 |
| 1826580000 | 4032248329403 | Cabtite KT 15 | H.15 |
| 1826590000 | 4032248329410 | Cabtite KTs 16 | H.15 |
| 1826600000 | 4032248329427 | Cabtite KTs 17 | H.15 |
| 1826610000 | 4032248329434 | Cabtite KT ASI | H.15 |
| 1826620000 | 4032248329441 | Cabtite KT 2/4 | H.15 |
| 1826630000 | 4032248329458 | Cabtite KT 2/5 | H.15 |
| 1826640000 | 4032248329465 | Cabtite KT 2/6 | H.15 |
| 1826650000 | 4032248329472 | Cabtite KT 4/5 | H.15 |
| 1826660000 | 4032248329489 | Cabtite KVT 25 | H.19 |
| 1826670000 | 4032248329496 | Cabtite KVT 32 | H.19 |
| 1826720000 | 4032248330119 | HDC HB 24 IP68 EMVK MD | E.16 |
| 1826720000 | 4032248330119 | HDC HB 24 IP68 EMVK MD | E.8 |
| 1826730000 | 4032248330126 | HDC HB 16 IP68 EMVK MD | E.15 |
| 1826730000 | 4032248330126 | HDC HB 16 IP68 EMVK MD | E.7 |
| 1826740000 | 4032248330133 | HDC HB 10 IP68 EMVK MD | E.14 |
| 1826740000 | 4032248330133 | HDC HB 10 IP68 EMVK MD | E.6 |
| 1826750000 | 4032248330140 | HDC HB 6 IP68 EMVK MD | E.13 |
| 1826750000 | 4032248330140 | HDC HB 6 IP68 EMVK MD | E.5 |
| 1826760000 | 4032248330157 | HDC HA 3 IP68 EMVK MD | E.12 |
| 1826760000 | 4032248330157 | HDC HA 3 IP68 EMVK MD | E.4 |
| 1826770000 | 4032248330171 | HDC HEE 46 SCM | B.38 |
| 1826780000 | 4032248330188 | HDC HEE 46 BCM | B.38 |
| 1826790000 | 4032248330195 | HDC HEE 32 SCM | B.36 |
| 1826800000 | 4032248330201 | HDC HEE 32 BCM | B.36 |
| 1826810000 | 4032248330218 | HDC HEE 18 SCM | B.34 |
| 1826820000 | 4032248330225 | HDC HEE 18 BCM | B.34 |
| 1826830000 | 4032248330232 | HDC HEE 10 SCM | B.32 |
| 1826840000 | 4032248330249 | HDC HEE 10 BCM | B.32 |
| 1827120000 | 4032248332274 | HDC HB 48 TEK TSS 1xM40G | E.19 |
| 1827130000 | 4032248332281 | HDC HB 48 TEK TOS 1xM50G | E.19 |
| 1827140000 | 4032248332298 | HDC HB 48 TIP TSS 1xM40G | E.11 |
| 1827150000 | 4032248332304 | HDC HB 48 TIP TOS 1xM50G | E.11 |
| 1827160000 | 4032248332311 | HDC HB 24 TEK TSS 1xM50G | E.18 |
| 1827170000 | 4032248332328 | HDC HB 24 TEK TOS 1xM50G | E.18 |
| 1827190000 | 4032248332335 | HDC HB 24 TIP TSS 1xM50G | E.10 |
| 1827200000 | 4032248332342 | HDC HB 24 TIP TOS 1xM50G | E.10 |
| 1827210000 | 4032248332359 | HDC HB 24 EMVK TOS 1xM40 | E.16 |
| 1827220000 | 4032248332366 | HDC HB 24 EMVK TSS 1xM40 | E.16 |
| 1827240000 | 4032248332373 | HDC HB 24 IP68 TSS 1xM40 | E.8 |
| 1827250000 | 4032248332380 | HDC HB 24 IP68 TOS 1xM40 | E.8 |
| 1827260000 | 4032248332397 | HDC HB 16 EMVK TSS 1xM32 | E.15 |
| 1827280000 | 4032248332403 | HDC HB 16 EMVK TOS 1xM32 | E.15 |
| 1827290000 | 4032248332410 | HDC HB 16 IP68 TSS 1xM32 | E.7 |
| 1827310000 | 4032248332427 | HDC HB 16 IP68 TOS 1xM32 | E.7 |
| 1827330000 | 4032248332434 | HDC HB 10 EMVK TSS 1xM32 | E.14 |
| 1827340000 | 4032248332441 | HDC HB 10 EMVK TOS 1xM32 | E.14 |
| 1827350000 | 4032248332458 | HDC HB 10 IP68 TSS 1xM32 | E.6 |
| 1827360000 | 4032248332465 | HDC HB 10 IP68 TOS 1xM32 | E.6 |
| 1827370000 | 4032248332472 | HDC HB 6 EMVK TSS 1xM25 | E.13 |
| 1827380000 | 4032248332489 | HDC HB 6 EMVK TOS 1xM25 | E.13 |
| 1827390000 | 4032248332496 | HDC HB 6 IP68 TSS 1xM25 | E.5 |
| 1827400000 | 4032248332502 | HDC HB 6 IP68 TOS 1xM25 | E.5 |
| 1827420000 | 4032248332526 | HDC HA 3 EMVK TOS 1xM20 | E.12 |
| 1827440000 | 4032248332540 | HDC HA 3 IP68 TOS 1xM20 | E.4 |
| 1827450000 | 4032248332557 | HDC HB 48 TEK AS M4 | E.19 |
| 1827460000 | 4032248332564 | HDC HB 48 TIP AS M4 | E.11 |
| 1827470000 | 4032248332571 | HDC HB 24 TEK AS M4 | E.18 |
| 1827480000 | 4032248332588 | HDC HB 24 TIP AS M4 | E.10 |
| 1827490000 | 4032248332595 | HDC HB 24 EMVK AS M4 | E.16 |
| 1827500000 | 4032248332601 | HDC HB 24 IP68 AS M4 | E.8 |
| 1827510000 | 4032248332618 | HDC HB 16 EMVK AS M4 | E.15 |
| 1827520000 | 4032248332625 | HDC HB 16 IP68 AS M4 | E.7 |
| 1827530000 | 4032248332632 | HDC HB 10 EMVK AS M4 | E.14 |
| 1827540000 | 4032248332649 | HDC HB 10 IP68 AS M4 | E.6 |
| 1827550000 | 4032248332656 | HDC HB 6 EMVK AS M4 | E.13 |
| 1827560000 | 4032248332663 | HDC HB 6 IP68 AS M4 | E.5 |
| 1827570000 | 4032248332670 | HDC HA 3 EMVK AS M4 | E.12 |
| 1827580000 | 4032248332687 | HDC HA 3 IP68 AS M4 | E.4 |

| Order No. | EAN No. | Type | Page |
|---|---|---|---|
| 1827590000 | 4032248332694 | HDC HB 24 EMVK SS 2xM40 | E.16 |
| 1827600000 | 4032248332700 | HDC HB 24 IP68 SS 2xM40 | E.8 |
| 1827610000 | 4032248332816 | HDC HB 16 EMVK SS 2xM32 | E.15 |
| 1827620000 | 4032248332823 | HDC HB 16 IP68 SS 2xM32 | E.7 |
| 1827630000 | 4032248332830 | HDC HB 10 EMVK SS 2xM32 | E.14 |
| 1827640000 | 4032248332847 | HDC HB 10 IP68 SS 2xM32 | E.6 |
| 1827650000 | 4032248332854 | HDC HB 6 EMVK SS 2xM25 | E.13 |
| 1827660000 | 4032248332861 | HDC HB 6 IP68 SS 2xM25 | E.5 |
| 1827670000 | 4032248332878 | HDC HA 3 EMVK SS 1xM20 | E.12 |
| 1827680000 | 4032248332885 | HDC HA 3 IP68 SS 1xM20 | E.4 |
| 1827760000 | 4032248333080 | Cabtite KEL 24/10 | H.17 |
| 1827770000 | 4032248333097 | Cabtite KEL SNAP 16 | H.17 |
| 1827780000 | 4032248333103 | Cabtite KEL SNAP 24 | H.17 |
| 1827790000 | 4032248333318 | Cabtite KT 3 b | H.15 |
| 1827800000 | 4032248333325 | Cabtite KT 4 b | H.15 |
| 1827810000 | 4032248333332 | Cabtite KT 5 b | H.15 |
| 1827830000 | 4032248333141 | Cabtite KT 6 b | H.15 |
| 1827840000 | 4032248333158 | Cabtite KT 7 b | H.15 |
| 1827850000 | 4032248333165 | Cabtite KT 8 b | H.15 |
| 1827860000 | 4032248333172 | Cabtite KT 9 b | H.15 |
| 1827870000 | 4032248333189 | Cabtite KT 10 b | H.15 |
| 1827880000 | 4032248333196 | Cabtite KT 11 b | H.15 |
| 1827890000 | 4032248333202 | Cabtite KT 12 b | H.15 |
| 1827900000 | 4032248333417 | Cabtite KT 13 b | H.15 |
| 1827910000 | 4032248333424 | Cabtite KT 14 b | H.15 |
| 1827920000 | 4032248333431 | Cabtite KT 15 b | H.15 |
| 1827930000 | 4032248333448 | Cabtite KTs 16 b | H.15 |
| 1827940000 | 4032248333455 | Cabtite KTs 17 b | H.15 |
| 1827950000 | 4032248333462 | Cabtite KT 16 b | H.15 |
| 1827960000 | 4032248333479 | Cabtite KT 17 b | H.15 |
| 1827970000 | 4032248333486 | Cabtite KT 18 b | H.15 |
| 1827980000 | 4032248333493 | Cabtite KT 19 b | H.15 |
| 1827990000 | 4032248333509 | Cabtite KT 20 b | H.15 |
| 1828000000 | 4032248333516 | Cabtite KT 21 b | H.15 |
| 1828010000 | 4032248333523 | Cabtite KT 22 b | H.15 |
| 1828020000 | 4032248333530 | Cabtite KT 23 b | H.15 |
| 1828030000 | 4032248333547 | Cabtite KT 24 b | H.15 |
| 1828040000 | 4032248333554 | Cabtite KT 25 b | H.15 |
| 1828050000 | 4032248333561 | Cabtite KT 26 b | H.15 |
| 1828060000 | 4032248333578 | Cabtite KT 27 b | H.15 |
| 1828070000 | 4032248333585 | Cabtite KT 28 b | H.15 |
| 1828080000 | 4032248333592 | Cabtite KT 29 b | H.15 |
| 1828090000 | 4032248333608 | Cabtite KT 30 b | H.15 |
| 1828100000 | 4032248333615 | Cabtite KT 32 b | H.15 |
| 1828110000 | 4032248333622 | Cabtite KT 34 b | H.15 |
| 1828120000 | 4032248333639 | Cabtite KT ASI b | H.15 |
| 1828130000 | 4032248333646 | Cabtite KT 2/4 b | H.15 |
| 1828140000 | 4032248333653 | Cabtite KT 2/5 b | H.15 |
| 1828150000 | 4032248333660 | Cabtite KT 2/6 b | H.15 |
| 1828160000 | 4032248333677 | Cabtite KT 4/5 b | H.15 |
| 1828170000 | 4032248333684 | Cabtite BTK | H.15 |
| 1828180000 | 4032248333691 | Cabtite BTG | H.15 |
| 1828190000 | 4032248333707 | Cabtite ATG | H.15 |
| 1828200000 | 4032248333714 | Cabtite KT BTK b | H.15 |
| 1828210000 | 4032248333721 | Cabtite KT BTG b | H.15 |
| 1828220000 | 4032248333738 | Cabtite ATG black | H.15 |
| 1828230000 | 4032248333745 | Cabtite KVT 63/4 | H.19 |
| 1828240000 | 4032248333752 | Cabtite KVT 63/1 | H.19 |
| 1828250000 | 4032248333769 | Cabtite SUBD9 | H.19 |
| 1828260000 | 4032248333776 | Cabtite KVT 25 b | H.19 |
| 1828270000 | 4032248333783 | Cabtite KVT 32 b | H.19 |
| 1828280000 | 4032248333790 | Cabtite KVT 63/4 b | H.19 |
| 1828290000 | 4032248333806 | Cabtite KVT 63/1 b | H.19 |
| 1828300000 | 4032248333813 | Cabtite SUBD9 b | H.19 |
| 1828380000 | 4032248334100 | HDC CM 2SS | C.10 |
| 1828390000 | 4032248334612 | HDC CM 1SS +PE | C.10 |
| 1828400000 | 4032248334629 | HDC CM 2BS | C.10 |
| 1828410000 | 4032248334636 | HDC CM 1BS +PE | C.10 |
| 1828480000 | 4032248334858 | HDC HB 24 EMVK AS M6 | E.16 |
| 1828490000 | 4032248334865 | HDC HB 24 IP68 AS M6 D | E.8 |
| 1828500000 | 4032248334872 | HDC HB 16 EMVK AS M6 | E.15 |
| 1828510000 | 4032248334889 | HDC HB 16 IP68 AS M6 D | E.7 |
| 1828520000 | 4032248334896 | HDC HB 10 EMVK AS M6 | E.14 |
| 1828530000 | 4032248334902 | HDC HB 10 IP68 AS M6.D | E.6 |
| 1828540000 | 4032248334919 | HDC HB 6 EMVK AS M6 | E.13 |
| 1828550000 | 4032248334926 | HDC HB 6 IP68 AS M6.D | E.5 |
| 1828560000 | 4032248334933 | HDC HB 24 IP68 AS M6 | E.8 |
| 1828570000 | 4032248334940 | HDC HB 16 IP68 AS M6 | E.7 |
| 1828580000 | 4032248334957 | HDC HB 10 IP68 AS M6 | E.6 |
| 1828590000 | 4032248334964 | HDC HB 6 IP68 AS M6 | E.5 |

## 1830000000

| Order No. | EAN No. | Type | Page |
|---|---|---|---|
| 1837390000 | 4032248346554 | DSTV HE BL6 ZF | B.112 |
| 1837400000 | 4032248346561 | DSTV HE BL10 ZF | B.114 |
| 1837410000 | 4032248346578 | DSTV HE BL16 ZF | B.116 |
| 1837420000 | 4032248346585 | DSTV HE BL24 ZF | B.118 |
| 1837430000 | 4032248346592 | DSTV HE BR6 ZF | B.112 |
| 1837440000 | 4032248346608 | DSTV HE BR10 ZF | B.114 |
| 1837450000 | 4032248346813 | DSTV HE BR16 ZF | B.116 |
| 1837460000 | 4032248346820 | DSTV HE BR24 ZF | B.118 |
| 1837470000 | 4032248346837 | DSTV HE SL6 ZF | B.112 |
| 1837480000 | 4032248346844 | DSTV HE SL10 ZF | B.114 |
| 1837490000 | 4032248346851 | DSTV HE SL16 ZF | B.116 |
| 1837500000 | 4032248346868 | DSTV HE SL24 ZF | B.118 |
| 1837510000 | 4032248346875 | DSTV HE SR6 ZF | B.112 |
| 1837520000 | 4032248346882 | DSTV HE SR10 ZF | B.114 |
| 1837530000 | 4032248346899 | DSTV HE SR16 ZF | B.116 |
| 1837540000 | 4032248346905 | DSTV HE SR24 ZF | B.118 |

## 1840000000

| Order No. | EAN No. | Type | Page |
|---|---|---|---|
| 1845980000 | 4032248361991 | HDC HB 48 TEK AS M4 | E.19 |
| 1846000000 | 4032248362110 | HDC HB 48 TIP AS M4 | E.11 |
| 1846010000 | 4032248362127 | HDC HB 24 TEK AS M4 | E.18 |
| 1846020000 | 4032248362141 | HDC HB 24 TIP AS M4 | E.10 |
| 1848550000 | 4032248371679 | DSTV HE BL6 S | B.112 |
| 1848570000 | 4032248371686 | DSTV HE BL10 S | B.114 |
| 1848580000 | 4032248371693 | DSTV HE BL16 S | B.116 |
| 1848590000 | 4032248371709 | DSTV HE BL24 S | B.118 |
| 1848600000 | 4032248371914 | DSTV HE BR6 S | B.112 |
| 1848610000 | 4032248371921 | DSTV HE BR10 S | B.114 |
| 1848620000 | 4032248371938 | DSTV HE BR16 S | B.116 |
| 1848630000 | 4032248371945 | DSTV HE BR24 S | B.118 |
| 1848660000 | 4032248371952 | DSTV HE SL6 S | B.112 |
| 1848680000 | 4032248371969 | DSTV HE SL10 S | B.114 |
| 1848700000 | 4032248371976 | DSTV HE SL16 S | B.116 |
| 1848730000 | 4032248371983 | DSTV HE SL24 S | B.118 |
| 1848740000 | 4032248371990 | DSTV HE SR6 S | B.112 |
| 1848750000 | 4032248372003 | DSTV HE SR10 S | B.114 |
| 1848760000 | 4032248372010 | DSTV HE SR16 S | B.116 |
| 1848770000 | 4032248372027 | DSTV HE SR24 S | B.118 |
| 1849760000 | 4032248378371 | Cabtite KEL 24/7 | H.17 |
| 1849770000 | 4032248378388 | Cabtite KEL 16/5 | H.17 |
| 1849780000 | 4032248378395 | Cabtite Sample Kit | H.14 |

## 1850000000

| Order No. | EAN No. | Type | Page |
|---|---|---|---|
| 1853300000 | 4032248387373 | HDC HB 48 TIP TVS 1xM50G | E.11 |
| 1853310000 | 4032248387380 | HDC HB 48 TEK TVS 1xM50G | E.19 |
| 1855680000 | 4032248397617 | HDC-HB10 AWVL FD | G.14 |
| 1855950000 | 4032248398713 | HDC-HA48 FD | G.14 |
| 1855960000 | 4032248398720 | HDC-HB6 FD | G.14 |
| 1855970000 | 4032248398737 | HDC-HB10 FD | G.14 |
| 1855980000 | 4032248398744 | HDC-HB16 FD | G.14 |
| 1855990000 | 4032248398751 | HDC-HB24 FD | G.14 |
| 1856000000 | 4032248398768 | HDC-HB32 FD | G.14 |
| 1856010000 | 4032248398775 | HDC-HB48 FD | G.14 |

## 1860000000

| Order No. | EAN No. | Type | Page |
|---|---|---|---|
| 1861900000 | 4032248425044 | HDC CM HE 4 FC | C.4 |
| 1861920000 | 4032248425068 | HDC CM HE 4 MC | C.4 |
| 1862000000 | 4032248425433 | HDC CM HV 3 MC MR | C.9 |
| 1862030000 | 4032248425464 | HDC CM 10 FC MR | C.7 |
| 1862050000 | 4032248425488 | HDC CM 10 MC MR | C.7 |
| 1862060000 | 4032248425495 | HDC CM HV 3 FC | C.9 |
| 1862070000 | 4032248425501 | HDC CM HV 3 FC MR | C.9 |
| 1862080000 | 4032248425518 | HDC CM HV 3 MC | C.9 |
| 1866710000 | 4032248437030 | Removal Tool CM 3 | G.11 |
| 1866710000 | 4032248437030 | Removal Tool CM 3 | G.4 |
| 1866720000 | 4032248437047 | Removal Tool CM 5 | G.11 |
| 1866720000 | 4032248437047 | Removal Tool CM 5 | G.4 |
| 1866730000 | 4032248437054 | Removal Tool HD | G.11 |
| 1866730000 | 4032248437054 | Removal Tool HD | G.3 |
| 1866730000 | 4032248437054 | Removal Tool HD | G.5 |
| 1866730000 | 4032248437054 | Removal Tool HD | G.7 |
| 1866740000 | 4032248437061 | Removal Tool CM 20 | G.11 |
| 1866740000 | 4032248437061 | Removal Tool CM 20 | G.5 |
| 1866750000 | 4032248437078 | Removal Tool HE | G.11 |
| 1866750000 | 4032248437078 | Removal Tool HE | G.3 |
| 1867360000 | 4032248438341 | HDC SHIELD LEVER 8 SC | G.15 |
| 1867370000 | 4032248438358 | HDC SHIELD LEVER 4 SC | G.15 |
| 1867380000 | 4032248438365 | HDC SHIELD LEVER 6 SC | G.15 |
| 1867390000 | 4032248438372 | HDC SHIELD LEVER 3 SC | G.15 |

## 1870000000

| Order No. | EAN No. | Type | Page |
|---|---|---|---|
| 1873520000 | 4032248457779 | HDC HE 6 FP | B.18 |
| 1873530000 | 4032248457786 | HDC HE 6 MP | B.18 |
| 1873540000 | 4032248458158 | HDC HE 10 FP | B.20 |
| 1873550000 | 4032248458165 | HDC HE 10 MP | B.20 |
| 1873560000 | 4032248458172 | HDC HE 16 FP | B.22 |
| 1873560000 | 4032248458172 | HDC HE 16 FP | B.26 |
| 1873570000 | 4032248458189 | HDC HE 16 MP | B.22 |
| 1873570000 | 4032248458189 | HDC HE 16 MP | B.26 |
| 1873580000 | 4032248458196 | HDC HE 24 FP | B.24 |
| 1873580000 | 4032248458196 | HDC HE 24 FP | B.28 |
| 1873590000 | 4032248458202 | HDC HE 24 MP | B.24 |
| 1873590000 | 4032248458202 | HDC HE 24 MP | B.28 |
| 1873860000 | 4032248458370 | HDC HA 10 FC | B.8 |
| 1873870000 | 4032248458387 | HDC HA 10 MC | B.8 |
| 1873880000 | 4032248458394 | HDC HA 16 FC | B.10 |
| 1873880000 | 4032248458394 | HDC HA 16 FC | B.12 |
| 1873880000 | 4032248458394 | HDC HA 16 FC | B.14 |
| 1873890000 | 4032248458400 | HDC HA 16 MC | B.10 |
| 1873890000 | 4032248458400 | HDC HA 16 MC | B.12 |
| 1873890000 | 4032248458400 | HDC HA 16 MC | B.14 |
| 1875540000 | 4032248465774 | HDC HA 16 FC 33-48 | B.14 |
| 1875620000 | 4032248465927 | HDC HA 16 MC 17-32 | B.12 |
| 1875620000 | 4032248465927 | HDC HA 16 MC 17-32 | B.14 |
| 1875630000 | 4032248553945 | HDC HA 16 MC 33-48 | B.14 |
| 1875740000 | 4032248466023 | HDC HE 16 FP 17-32 | B.26 |
| 1875800000 | 4032248466061 | HDC HE 16 MP 17-32 | B.26 |
| 1875850000 | 4032248466115 | HDC HE 24 FP 25-48 | B.28 |
| 1875890000 | 4032248466153 | HDC HE 24 MP 25-48 | B.28 |
| 1876040000 | 4032248466375 | HDC HA 16 FC 17-32 | B.12 |
| 1876040000 | 4032248466375 | HDC HA 16 FC 17-32 | B.14 |

| Order No. | EAN No. | Type | Page |
|---|---|---|---|
| 1879010000 | 4032248473533 | HDC CM 5 FC MR | C.6 |
| 1879020000 | 4032248473540 | HDC CM 5 MC MR | C.6 |
| 1879030000 | 4032248473557 | HDC CM 3 MC MR | C.3 |
| 1879040000 | 4032248473564 | HDC CM 3 FC MR | C.3 |

## 1890000000

| Order No. | EAN No. | Type | Page |
|---|---|---|---|
| 1894710000 | 4032248509188 | HDC-CM-2SPN4.0 | C.11 |
| 1894720000 | 4032248509195 | HDC-CM-1BPN4.0 | C.11 |
| 1894730000 | 4032248509201 | HDC-CM-1SPN2.5 | C.11 |
| 1894740000 | 4032248509218 | HDC-CM-1SPN4.0 | C.11 |
| 1894750000 | 4032248509225 | HDC-CM-2BPN2.5 | C.11 |
| 1894760000 | 4032248509232 | HDC-CM-2BPN4.0 | C.11 |
| 1894770000 | 4032248509249 | HDC-CM-2SPN2.5 | C.11 |
| 1894780000 | 4032248509256 | HDC-CM-1BPN2.5 | C.11 |
| 1896780000 | 4032248592388 | HDC HA 10 FT | B.8 |
| 1896790000 | 4032248592395 | HDC HA 10 MT | B.8 |
| 1896800000 | 4032248592401 | HDC HA 16 FT | B.10 |
| 1896800000 | 4032248592401 | HDC HA 16 FT | B.12 |
| 1896800000 | 4032248592401 | HDC HA 16 FT | B.14 |
| 1896810000 | 4032248592418 | HDC HA 16 FT 17-32 | B.12 |
| 1896810000 | 4032248592418 | HDC HA 16 FT 17-32 | B.14 |
| 1896820000 | 4032248592425 | HDC HA 16 FT 33-48 | B.14 |
| 1896830000 | 4032248592432 | HDC HA 16 MT | B.10 |
| 1896830000 | 4032248592432 | HDC HA 16 MT | B.12 |
| 1896830000 | 4032248592432 | HDC HA 16 MT | B.14 |
| 1896840000 | 4032248592449 | HDC HA 16 MT 17-32 | B.12 |
| 1896840000 | 4032248592449 | HDC HA 16 MT 17-32 | B.14 |
| 1896850000 | 4032248592456 | HDC HA 16 MT 33-48 | B.14 |
| 1896920000 | 4032248602001 | HDC HVE 3+2 FT | B.80 |
| 1896930000 | 4032248602124 | HDC HVE 3+2 MT | B.80 |
| 1896940000 | 4032248602131 | HDC HVE 6+2 FT | B.82 |
| 1896950000 | 4032248602148 | HDC HVE 6+2 MT | B.82 |
| 1896960000 | 4032248602155 | HDC HVE 10+2 FT | B.84 |
| 1896970000 | 4032248603213 | HDC HVE 10+2 MT | B.84 |
| 1899800000 | 4032248592821 | HDC 04A SLU 1PG11G EXI | D.7 |
| 1899870000 | 4032248592838 | HDC 04A ALU EXI | D.7 |
| 1899890000 | 4032248592845 | HDC 04A AWLU EXI | D.7 |
| 1899920000 | 4032248592852 | HDC 04A KOLU 1PG11G EXI | D.7 |
| 1899980000 | 4032248520718 | HDC 16B SBU 1M25G | D.21 |

## 1900000000

| Order No. | EAN No. | Type | Page |
|---|---|---|---|
| 1900080000 | 4032248520756 | HDC 16B SDBO 1M25G | D.25 |
| 1900170000 | 4032248520800 | HDC 16B SLU 1M25G | D.23 |
| 1900280000 | 4032248592869 | HDC 04A TOLU 1PG11G EXI | D.6 |
| 1900310000 | 4032248592876 | HDC 04A TWLU 1PG11G EXI | D.6 |
| 1900320000 | 4032248592883 | HDC 04A ELU 1M20G | D.7 |
| 1900330000 | 4032248592890 | HDC 04A ELU 1PG13G | D.7 |
| 1900350000 | 4032248592906 | HDC 04A ELU 1PG13G EXI | D.7 |
| 1900360000 | 4032248585922 | HDC 06B SDLU 1M20G | D.11 |
| 1900380000 | 4032248592913 | HDC 06B SDLU 1M25G | D.11 |
| 1900460000 | 4032248585939 | HDC 06B SLU 1M20G | D.11 |
| 1900480000 | 4032248585946 | HDC 06B SLU 1M25G | D.11 |
| 1900820000 | 4032248521098 | HDC 16D SDLU 1M25G | D.11 |
| 1900880000 | 4032248521111 | HDC 16D SLU 1M25G | D.11 |
| 1900900000 | 4032248521128 | HDC 16D SLU 1M32G | D.11 |
| 1900990000 | 4032248592920 | HDC 07A ELU 1PG13G | D.5 |
| 1901010000 | 4032248586158 | HDC 10A SDLU 1M20G | D.9 |
| 1901040000 | 4032248586165 | HDC 10A SDLU 1M25G | D.9 |
| 1901100000 | 4032248586172 | HDC 10A SLU 1M20G | D.9 |
| 1901150000 | 4032248521258 | HDC 24B SBU 1M25G | D.31 |
| 1901160000 | 4032248586189 | HDC 10A SLU 1M25G | D.9 |
| 1901360000 | 4032248588237 | HDC 10B SBU 1M20G | D.13 |
| 1901370000 | 4032248588244 | HDC 10B SBU 1M25G | D.13 |
| 1901480000 | 4032248521364 | HDC 24B SDLU 1M25G | D.33 |
| 1901490000 | 4032248588251 | HDC 10B SDBO 1M20G | D.16 |
| 1901510000 | 4032248588268 | HDC 10B SDBO 1M25G | D.16 |
| 1901560000 | 4032248521395 | HDC 24B SLU 1M25G | D.33 |
| 1901570000 | 4032248588275 | HDC 10B SDLU 1M20G | D.15 |
| 1901620000 | 4032248587315 | HDC 10B SLU 1M20G | D.15 |
| 1901640000 | 4032248587322 | HDC 10B SLU 1M25G | D.15 |
| 1902480000 | 4032248592944 | HDC 24B TSBU 1M40G | D.30 |
| 1902600000 | 4032248585625 | HDC 32B SBU 1M32G | D.39 |
| 1902610000 | 4032248585632 | HDC 32B SBU 1PG36G | D.39 |
| 1902640000 | 4032248585649 | HDC 32B SBU 2PG36G | D.39 |
| 1902650000 | 4032248585656 | HDC 32B SDLU 1M32G | D.41 |
| 1902670000 | 4032248585663 | HDC 32B SLU 1M32G | D.41 |
| 1902730000 | 4032248585670 | HDC 32B KBU 1M40G | D.39 |
| 1902740000 | 4032248585687 | HDC 32B KBU 1PG29G | D.39 |
| 1902750000 | 4032248585694 | HDC 32B KBU 1PG36G | D.39 |
| 1902970000 | 4032248592951 | HDC 40D SBU 1M25G | D.21 |
| 1902980000 | 4032248585274 | HDC 24B TOBU 1M40G | D.30 |
| 1902990000 | 4032248592968 | HDC 40D SBU 1M32G | D.21 |
| 1903070000 | 4032248592975 | HDC 40D SDLU 1M25G | D.23 |
| 1903080000 | 4032248592982 | HDC 40D SDLU 1M32G | D.23 |
| 1903110000 | 4032248590117 | HDC 40D SLU 1M32G | D.23 |
| 1903210000 | 4032248592999 | HDC 24D SBU 1M25G | D.13 |
| 1903220000 | 4032248588183 | HDC 24D SBU 1M32G | D.13 |
| 1903370000 | 4032248588190 | HDC 24D SDBO 1M25G | D.16 |
| 1903410000 | 4032248588206 | HDC 24D SDLU 1M25G | D.15 |
| 1903510000 | 4032248588213 | HDC 24D SDLU 1M32G | D.15 |
| 1903560000 | 4032248588220 | HDC 24D SLU 1M32G | D.15 |
| 1903870000 | 4032248586110 | HDC 32A SBU 1M25G | D.27 |
| 1903900000 | 4032248586127 | HDC 32A SDBO 1M25G | D.28 |
| 1903910000 | 4032248586134 | HDC 32A SDBO 1M32G | D.28 |
| 1904150000 | 4032248585700 | HDC 48B SDLU 1M32G | D.43 |
| 1904190000 | 4032248585779 | HDC 48B SLU 1M32G | D.43 |
| 1904340000 | 4032248585601 | HDC 64D SBU 1M25G | D.31 |

| Order No. | EAN No. | Type | Page |
|---|---|---|---|
| 1904350000 | 4032248585298 | HDC 64D SBU 1M32G | D.31 |
| 1904400000 | 4032248585236 | HDC 64D SDBO 1M32G | D.34 |
| 1904430000 | 4032248585106 | HDC 64D SDLU 1M25G | D.33 |
| 1904440000 | 4032248585212 | HDC 64D SDLU 1M32G | D.33 |
| 1904480000 | 4032248585090 | HDC 64D SLU 1M25G | D.33 |
| 1904490000 | 4032248585618 | HDC 64D SLU 1M32G | D.33 |
| 1908480000 | | HDC CM Bus M4 CT | C.17 |
| 1908490000 | | HDC CM Bus F2 | C.16 |
| 1908500000 | | HDC CM Bus F4 CT | C.17 |
| 1908510000 | | HDC CM Bus GCA | C.17 |
| 1908520000 | | HDC CM Bus M1 CT | C.17 |
| 1908530000 | | HDC CM Bus M2 | C.16 |
| 1908540000 | | HDC CM Bus F1 CT | C.17 |
| 1909660000 | 4032248536580 | VG M12-K67 | H.6 |
| 1909670000 | 4032248536597 | VG M16-K67 4-8 | H.6 |
| 1909680000 | 4032248536603 | VG M16-K67 5-10 | H.6 |
| 1909690000 | 4032248536610 | VG M20-K67 6-12 | H.6 |
| 1909700000 | 4032248536627 | VG M20-K67 10-14 | H.6 |
| 1909710000 | 4032248536634 | VG M25-K67 | H.6 |
| 1909720000 | 4032248536641 | VG M32-K67 | H.6 |
| 1909730000 | 4032248536658 | VG M40-K67 | H.6 |
| 1909740000 | 4032248536665 | VG M50-K67 | H.6 |
| 1909750000 | 4032248536672 | VG M63-K67 | H.6 |
| 1909760000 | 4032248536689 | VG PG7-K67 | H.6 |
| 1909770000 | 4032248536696 | VG PG9-K67 | H.6 |
| 1909780000 | 4032248536702 | VG PG11-K67 | H.6 |
| 1909790000 | 4032248536719 | VG PG13,5-K67 | H.6 |
| 1909800000 | 4032248536726 | VG PG16-K67 | H.6 |
| 1909810000 | 4032248536733 | VG PG21-K67 | H.6 |
| 1909820000 | 4032248536740 | VG PG29-K67 | H.6 |
| 1909830000 | 4032248536757 | VG PG36-K67 | H.6 |
| 1909840000 | 4032248536764 | VG PG42-K67 | H.6 |
| 1909850000 | 4032248536771 | VG PG48-K67 | H.6 |
| 1909860000 | 4032248536788 | VG M16-1/K68 | H.6 |
| 1909870000 | 4032248536795 | VG M25-1/K68 | H.6 |
| 1909880000 | 4032248536801 | VG M32-1/K68 | H.6 |
| 1909890000 | 4032248536818 | VG M40-1/K68 | H.6 |
| 1909900000 | 4032248536825 | VG M50-1/K68 | H.6 |
| 1909910000 | 4032248536832 | VG M16-1/MS68 | H.9 |
| 1909920000 | 4032248536849 | VG M25-1/MS68 | H.9 |
| 1909930000 | 4032248536856 | VG M32-1/MS68 | H.9 |
| 1909940000 | 4032248536863 | VG M40-1/MS68 | H.9 |
| 1909950000 | 4032248536870 | VG M50-1/MS68 | H.9 |

## 1910000000

| | | | |
|---|---|---|---|
| 1912190000 | 4032248541515 | HDC SHIELD CLAMP 4.5 | G.16 |
| 1912200000 | 4032248541522 | HDC SHIELD CLAMP 5.0 | G.16 |
| 1912210000 | 4032248541539 | HDC SHIELD CLAMP 6.0 | G.16 |
| 1912220000 | 4032248541546 | HDC SHIELD CLAMP 7.0 | G.16 |
| 1912230000 | 4032248541553 | HDC SHIELD CLAMP 8.0 | G.16 |
| 1912240000 | 4032248541560 | HDC SHIELD CLAMP 9.0 | G.16 |
| 1912250000 | 4032248541577 | HDC SHIELD CLAMP 10.0 | G.16 |
| 1912440000 | 4032248542031 | HDC HQ 5 MC | B.106 |
| 1912460000 | 4032248542055 | HDC HQ 5 FC | B.106 |
| 1913320000 | 4032248543663 | GWDR M12-NP | H.12 |
| 1919970000 | 4032248557943 | HDC HQ 8 MC | B.108 |
| 1919980000 | 4032248557950 | HDC HQ 8 FC | B.108 |

## 1920000000

| | | | |
|---|---|---|---|
| 1921720000 | 4032248562909 | VG H M20 MS | H.8 |
| 1921740000 | 4032248563012 | VG H M25 MS | H.8 |
| 1921760000 | 4032248563029 | VG H M32 MS | H.8 |
| 1921770000 | 4032248563036 | VG H M40 MS | H.8 |

## 1930000000

| | | | |
|---|---|---|---|
| 1934770000 | 4032248592029 | HDC GRIP PANEL 8 SC | G.17 |

## 9000000000

| | | | |
|---|---|---|---|
| 9002650000 | 4008190020163 | KT 8 | G.7 |
| 9004530000 | 4008190041991 | DW RSV 1.6 | G.11 |

## 9010000000

| | | | |
|---|---|---|---|
| 9010950000 | 4032248331543 | HTX-HDC/POF | G.11 |
| 9010950000 | 4032248331543 | HTX-HDC/POF | G.7 |
| 9012710000 | 4008190118761 | CZB 1 | G.10 |
| 9012710000 | 4008190118761 | CZB 1 | G.3 |
| 9018480000 | 4008190884581 | CTX CM 3.6 | G.10 |
| 9018480000 | 4008190884581 | CTX CM 3.6 | G.4 |
| 9018490000 | 4008190884598 | CTX CM 1.6/2.5 | G.10 |
| 9018490000 | 4008190884598 | CTX CM 1.6/2.5 | G.3 |
| 9018490000 | 4008190884598 | CTX CM 1.6/2.5 | G.4 |
| 9018490000 | 4008190884598 | CTX CM 1.6/2.5 | G.5 |

## 9020000000

| | | | |
|---|---|---|---|
| 9020360000 | 4032248300556 | AM LWL/POF | G.11 |
| 9020360000 | 4032248300556 | AM LWL/POF | G.7 |
| 9020390000 | 4032248300570 | PS LWL/POF | G.11 |
| 9020390000 | 4032248300570 | PS LWL/POF | G.7 |
| 9020400000 | 4032248300587 | PB LWL/POF | G.11 |
| 9020400000 | 4032248300587 | PB LWL/POF | G.7 |

| Order No. | EAN No. | Type | Page |
|---|---|---|---|

## 9450000000

| | | | |
|---|---|---|---|
| 9457300000 | 4032248173853 | ABD-1-Stahlblech | G.13 |

# Worldwide activities

**AE** **UAE**
**United Arab Emirates**
Weidmüller Middle-East
P.O. Box 62448
Dubai
Phone +971 4 3522215, 3523043
Fax +971 4 3599950
info@weidmueller.ae

**AR** **Argentina**
CPI SA
Bauness 2660
1431 Buenos Aires
Phone +54 11 45238008
Fax +54 11 45220546
compras@cpi.com.ar

**AT** **Austria**
Weidmüller Ges.m.b.H.
Industriezentrum Nö Süd
Straße 2, Objekt M2
2355 Wiener Neudorf
Phone +43 2236 6708-0
Fax +43 2236 6708-199
office.at@weidmueller.com

**AU** **Australia**
Weidmüller Pty. Ltd.
43 Huntingwood Drive
Huntingwood,
NSW, 2148
P.O.Box 6944
Blacktown
NSW, 2148
Phone +61 2 9671-9999
Fax +61 2 9671-9911
info@weidmuller.com.au
www.weidmuller.com.au

**AZ** **Azerbaijan**
West Industries Ltd.
Caspian Plaza, 5-th Floor
44 J. Jabbarly Str., Baku, Azerbaijan
Phone +99412 499 15 15
Fax +99412 499 14 93
sales@west-i.com

**BA** **Bosnia-Herzegovina**
BH ES Elektrosistem d.o.o.
ul. J. Veselinovica 18
78000 Banja Luka
Bosna
Phone +387 51 317500
Fax +387 51 317500
elsist@inecco.net
www.elektrosistem.co.yu

**BE** **Belgium**
Weidmüller Benelux B.V.
Ambachtenlaan 11 A
3001 Heverlee
Phone +32 16 395990
Fax +32 16 401051
info@weidmueller.be

**BG** **Bulgaria**
Weid-Bul eOOd
ul. Nezabravka 33 A,
bl. 315/3/10
1113 Sofia
Phone +359 2 9632560
Fax +359 2 9631098
weidbul@nat.bg

**BH** **Bahrain**
Khayber Trading Company
P.O. Box 1976 Manama,
Bahrain
Phone +973 17720747
Fax +973 17720331
khayber@batelco.com.bh

**BR** **Brazil**
Conexel Conexoes Elétricas Ltda.
Rua Garcia Lorca, 176- V. Paulicéia,
09695-900, Sao Bernado do
Campo - SP, Brasil
Phone +55 11 43669600
Fax +55 11 43621677
vendas@conexel.com.br
www.conexel.com.br

**BY** **Belarus**
TECHNIKON Ltd.
Oktyabrskaya Str. 16/5
Apt. 704
220030 Minsk
Belarus
Phone +375 17 2104626
Fax +375 17 2275830
technikon@belsonet.net

**CA** **Canada**
W Interconnections Canada Inc.
10 Spy Court, Markham,
Ontario L3 R5 H6
Phone +1 905 475-1507
Fax +1 905 475-5855
info1@weidmuller.ca
www.weidmuller.ca

**CH** **Switzerland**
Weidmüller Schweiz AG
Rundbuckstrasse 2
8212 Neuhausen am Rheinfall
Phone +41 52 6740707
Fax +41 52 6740708
info@weidmueller.ch
www.weidmueller.ch

**CL** **Chile**
Felipe Bahamondes S.A./ATS AGRO
Servicios Agroindustriales
Maria Luisa Santander 0475
Providencia
Casilla 3425
Santiago
Phone +56 2 341-1271
Fax +56 2 341-1275
felipe@atsintech.com

**CN** **China**
Weidmüller Interface International
Trading (Shanghai) Co., Ltd.
12 F, Century Ba-Shi Building,
No. 398 Huaihai Road (M)
Shanghai 200020
P.R. China
Phone +86 21 63868188
Fax +86 21 63867177
www.cnweidmuller.com

**CO** **Colombia**
Automatizacion Avanzada S. A.
Carrera 97 No. 42 A-23 B3,
Santafe de Bogotá Colombia.
Phone +57 1 4132048
Fax +57 1 4159788
mgallegos@
automatizacionavanzada.com

**CR** **Costa Rica**
ELVATRON S.A.
400 Norte
Banco Costa Rica, la Uruca,
San José, Costa Rica
Phone +506 2 961060
Fax +506 2 960328
dirk.haase@elvatron.com

**CS** **Serbia and Montenegro**
ES-YU Elektrosistem
Pariske komune 41
11070 Novi Beograd
Serbia
Phone +381 11 697212
Fax +381 11 693608
esyu@eunet.yu
www.elektrosistem.co.yu

**CZ** **Czech Republic**
Weidmüller s. r. o.
Videnska ul. 340
25242 Vestec u Prahy
Phone +420 2 44001400
Fax +420 2 44001499
office@weidmueller.cz

**DE** **Germany**
Weidmüller GmbH & Co. KG
Ohmstraße 9
32758 Detmold
Phone +49 5231 1428-0
Fax +49 5231 1428-116
weidmueller@weidmueller.de
www.weidmueller.de

**DK** **Denmark**
Knud Wexøe A/S
Skaettekaeret 11
P.O. Box 152
2840 Holte
Phone +45 45465800
Fax +45 45465801
wexoe@wexoe.dk

**EE** **Estonia**
Alter Electric OÜ
Türi 6, 11313 Tallinn, Estonia
Phone +372 65 19 666
Fax +372 65 19667
alter@alter.ee

**EG** **Egypt**
Standard Electric
87, Mohamed Farid Street
Heliopolis, Cairo, Egypt
Phone +20 6 42 29 77/ 6 42 29 88
Fax +20 6 42 29 55
stdelec@rite.com

**ES** **Spain**
Weidmüller S. A.
Narcis Monturiol 11-13
Pol.Ind. Sudoeste
08960 Sant Just Desvern
Barcelona
Phone +34 93 4803386
Fax +34 93 3718055
weidmuller@weidmuller.es
www.weidmuller.es

**FI** **Finland**
JUHA-ELEKTRO OY
Kylvöpolku 6, P. O. Box 57
00681 Helsinki
Phone +358 9 478411
Fax +358 9 47841311

**FR** **France**
Weidmüller EURL
12, Chaussée Jules César
B.P. 263 Osny
95523 CERGY PONTOISE Cedex
Phone +33 1 34245500
Fax +33 1 34245501
mail@weidmuller.fr
www.weidmueller.com

**GB** **United Kingdom**
Weidmuller Ltd.
1 Abbey Wood Road
Kings Hill, West Malling
Kent ME19 4YT
Phone +44 1732 877000
Fax +44 1732 873873
info@weidmuller.co.uk
www.weidmueller.com

**GR** **Greece**
Electrorama S.A.
1 An. Martali Str.
41335 Larissa
Phone +30 2410 552533
Fax +30 2410 283463
valvizos@electrorama.com.gr

**HK** **Hong Kong**
United Equity Limited
Suite B, 11/F International Industrial
Centre
2-8 Kwei Tei Street, Fotan, Shatin
Hong Kong
Phone +852 26876739
Fax +852 26876735
united_equity@sinatown.com

**HR** **Croatia**
Elektro Partner d.o.o.
Radnicka cesta 22
10000 Zagreb
Phone +385 1 6184793
Fax +385 1 6184795
elektropartner@zg.htnet.hr

**HU** **Hungary**
Weidmüller Kereskedelmi Kft
Dombóvári út 13
1117 Budapest
P. O. Box 22
1507 Budapest
Phone +36 1 464-7888
Fax +36 1 3827701
info@weidmueller.hu

**ID** **Indonesia**
P. T. Nego Electrindo
Komplek Sentra Kramat, Blok A18
Jl. Kramat Raya No. 7-9
Jakarta 10450 Indonesia
Phone +62 21 3156218
Fax +62 21 3156219
sutrisno@negoelectrindo.co.id

**IE** **Ireland**
A.P. Haslam Ltd.
14 Sunshine Ind. Estate
Crumlin Road
Dublin 12
Phone +353 1 453-2522
Fax +353 1 453-2949
paul.haslam@aphaslam.ie

**IL** **Israel**
A.U. Shay Ltd.
Embar Street 23/25
P.O.Box 10049
Petach-Tikva 49222
Phone +972 3 9233601
Fax +972 3 9234601
shay@uriel-shay.com

**IN** **India**
Weidmüller
Representative office
Vijay Dattani
# 156-4th cross, Prashant Extension
Whitefield
Bangalore - 560 066
Phone +91 80 8453999
vdattani@eth.net

**IR** **Iran**
TAF Co.
72, Iranshahr Av.
Unit 5,
15816 Teheran
Phone +98 21 8831-7851
Fax +98 21 8882-0268
info@taf-co.com

**IS** **Iceland**
Samey Automation Center
Lyngas 13, 210 Garoabaer,
Iceland
Phone +354 510 5200
Fax +354 510 5201
samey@samey.is

**IT** **Italy**
Weidmüller S.r.l.
Via Albert Einstein 4
20092 Cinisello Balsamo
Milano
Phone +39 02 660681
Fax +39 02 6124945
weidmuller@weidmuller.it
www.weidmuller.it

**JO** **Jordan**
Horizons Engineering
P.O. Box 330607 ZC
11133 Amman
Phone +962 64882114
Fax +962 4882115
horizons@go.com.jo

**JP** **Japan**
Nihon Weidmüller Co. Ltd.
Asahi Seimei Bldg. 11F
1-14-1 Fuchucho Fuchu-shi
Tokyo 183-0055 Japan
Phone +81 42 330-7891
Fax +81 42 330-7895
www.weidmuller.co.jp

**KR** **South Korea**
Weidmüller Co., Ltd.
2 floor Wooam B/D 46-27
Samsung2-Dong, Kangnam-Ku
Seoul
Korea, Zip: 135-868
Phone +82 2 5160003
Fax +82 2 5160090
info@weidmuller.co.kr

**KW** **Kuwait**
NOURI Industrial Establishment Co.
P.O.Box 2829,
Safat 13029 Kuwait
Phone +965 4333355
Fax +965 4344085
contact@nie-kwt.com

**KZ** **Kazakhstan**
SEA STAR
58-A, Office 609, Abilay Khan Aven.
Almaty, 50004
Kazakhstan
Phone +7 3272 733307
Fax +7 3272 501780
alexander@seastargroup.com

**KZ** **Kazakhstan**
Electric Light LLP
84, Auezov Street
Office 310
480057 Almaty
Kazakhstan
Phone +7 3272 421709
Fax +7 3272 779955
wgm@nursat.kz

**LB Lebanon**
Progress Engineering & Trading Enterprises
P.O. Box 11-1111
Pharaon Bldg., Opp Electr. du Liban
Chafaca Str., Al Nahr
Beirut - Lebanon
Phone +961 1 444664
Fax +961 1 561880
progress@inco.com.lb

**LT Lithuania**
ELEKTROS IRANGA
Tinklu g.29a, 5319 Panevezys, Lithuania
Phone +370 45582828
Fax +370 45582727
info@eliranga.lt

**LU Luxembourg**
Please contact
Weidmüller Belgium, Heverlee

**LV Latvia**
Elektrosistemas SIA
K. Ulmana gatve 140
LV-1029 Riga
Latvia
Phone +371 7870557
Fax +371 7870541
edgars.vilkins@profs.lv
www.profs.lv

**MK Macedonia**
ES MK Elektrosistem d.o.o.
Ul. Bulevar III makedonske brigade bb
91000 Skoplje
Macedonia
Phone +389 91 460295
Fax +389 91 460298
elektro-smk@telekabel.net.mk

**MX Mexico**
W Interconnections, S.A. de C.V
Av. Ingenieros Civiles No. 204-B,
Conjunto Industrial Chachapa
72990 Chachapa,
Puebla Mexico
Phone +52 222 2866247/48/49
Fax +52 222 2866242
clientes@weidmuller.com.mx

**MY Malaysia**
Connect Plus Technology Sdn Bhd
9, Jalan PJS 11/24,
Bandar Sunway,
46150 Petaling Jaya,
Selangor Darul Ehsan,
Malaysia
Phone +60 3 5633 7363
Fax +60 3 5633 6562
andy@cptech.com.my
www.cptech.com.my

**NL Netherlands**
Weidmüller Benelux B.V.
Franciscusweg 221
1216 SE Hilversum
Postbus 1505
1200 BM Hilversum
Phone +31 35 6261261
Fax +31 35 6234569
info@weidmuller.nl
www.weidmuller.nl

**NO Norway**
Siv. Ing. J. F. Knudtzen A/S
Billingstadsletta 97
1396 Billingstad, P.O. Box 160
1378 Nesbru
Phone +47 66 983350
Fax +47 66 980955
patorgersbraaten@jfknudtzen.no

**NZ New Zealand**
Cuthbert S. Steward Limited
27 Te Puni Street
POB 38496 Petone
Petone, Wellington
Phone +64 4 5686156
Fax +64 4 5686056

**OM Oman**
DAN INTERNATIONAL LLC.
PO.BOX 2901
111 Seeb
Oman
Phone +968 503 677
Fax +968 503 755
yedu@danintl.com

**PE Peru**
TECNOLOGÍA ELÉCTRICA
Y SOLUCIONES S.A.C.
Calle Huandoy 501, Lima 32 – Perú
Phone +51 1 5620004
Fax +51 1 5620004
info@tecsol-peru.com

**PH Philippines**
El Criscent Corporation
B-41 L-10, Villa Palao,
Banlic, Calamba City
Laguna 4027,
Philippines
Phone +63 49 3456329
Fax +63 49 3456329
ecc@laguna.net

**PH Philippines**
Enclosure Systems Specialists Inc
G/F, GE Building
2291 Don Chino Roces Ava Ext
Makati City 1231,
Philippines
Phone +63 2 813 8580
Fax +63 2 813 8596
encsys@mozcom.com

**PL Poland**
Weidmüller Sp. z o.o.
ul. Gołędzinowska 10
03-302 Warszawa
Poland
Phone +48 22 5100940
Fax +48 22 5100941
biuro@weidmuller.com.pl
www.weidmuller.pl

**PT Portugal**
Weidmüller - Sistemas de Interface, S. A.
Estrada Outeiro Polima, Lote B,
N° B2, Escritório 2 - Abóboda
2785-518 Sao Domingos de Rana
Lisboa
Phone +351 21 4459190
Fax +351 21 4455871
weidmuller@weidmuller.pt
www.weidmuller.pt

**PY Paraguay**
Rewo Paraguay S.A.
Sucre 2590 esq Emeterio Miranda
Asunción
Paraguay
Phone +595 21 60 60 13
Fax +595 21 60 60 13
rewo@telesurf.com.py

**QA Qatar**
Doha Motors
(Technical Division)
Post Box No. 145
Al Wakrath Road
Doha-Qatar
Phone +974 465 1441
Fax +974 465 4579
dmtctech@quatar.net.qa

**RO Romania**
Rominterface Impex SRL
Str. Gh. Dem Teodorescu 30A
030916 Bukarest - sector 3
Phone +40 21 3220230
Fax +40 21 3228857
romint@dnt.ro

**RU Russia**
Weidmüller Representative Office
Shabolovka street 2
119049 Russia, Moskau
Phone +7 495 771-6940
Fax +7 495 771-6941
info@weidmueller.ru
www.weidmueller.ru

**SA Saudi Arabia**
Al Abdulkarim Trading
P.O. Box 5777, Dammam
31432 Saudi Arabia
Phone +966 3 833-7110
Fax +966 3 833-8242
info@akte.com.sa

**SA Saudi Arabia**
Saudi Electric Supply Co.
P.O. Box 3298, Al Khobar
31952 Saudi Arabia
Phone +966 3 882-9546227
Fax +966 3 882-9547
customer.service@sesco-ge.com

**SE Sweden**
Weidmüller AB
Stockholm, Arenavägen 39,
12177 Johanneshov
P.O. Box 10120
12128 Stockholm-Globen
Phone +46 771 43 00 44
Fax +46 8 7272480
mail.stockholm@weidmuller.se

**SG Singapore**
Weidmüller Pte. Ltd.
629 Aljunied Road, #05-05
Cititech Industrial Building
Singapore 389838
Phone +65 6841 5311
Fax +65 6841 5377
info@weidmuller.com.sg
www.weidmuller.com.sg

**SI Slovenia**
ELEKTROSPOJI d.o.o.
Stegne 25
1000 Ljubljana
Phone +38 6 15113810
Fax +38 6 15111604
elektrospoji@siol.net

**SK Slovakia**
Elektris s.r.o.
Racianska 188
SK 83153 Bratislava, Slovakia
Phone +421 2 49200113
Fax +421 2 44680328
weidmueller@computel.sk

**SY Syria**
Hovaguimian Bros.
P.O. Box 5093
Damascus
Syria
Phone +963 11-221 84 05
Fax +96311-224 48 69
Hb.hovag@mail.sy

**TH Thailand**
Pisanu Engineering Co., Ltd
800/2 Asoke Dindaeng Road,
Dindaeng,
Bangkok 10400
Thailand
Phone +66 2 2459113
Fax +66 2 2463214
ecsales@pisanu.co.th
www.pisanu.co.th

**TR Turkey**
Weidmüller Elektronik Ticaret Ltd. Şti.
Kavacik Mah. Mihrabad Cad. 143/1
34810 Beykoz – İstanbul / Turkey
Phone +90 216 5371070 (Pbx)
Fax +90 216 5371077
info@weidmuller.com.tr

**TW Taiwan**
Fittatek Co., Ltd.
12 F No. 185 Fu-Kuo Road,
Tso Ying Dist,
Kaohsiung, Taiwan
Phone +886 7556-0858
Fax +886 7556-3279
stanley@fittatek.com.tw

**TW Taiwan**
Eucan Enterprise Ltd.
No. 145 He Ping 2nd Rd
Kaohsiung, Taiwan
Phone +886 7 715 6610
Fax +886 7 715 8748
mark@eucan.com.tw
www.eucan.com.tw

**UA Ukraine**
TEKO Interface
Per.Industrialny 2
03056 - Kiev
Phone +380 04463 57760
Fax +380 04463 91082
elektro@panko.kiev.ua

**US USA**
W-Interconnections, Inc.
821 Southlake Boulevard, Richmond, VA 23236
Phone +1 804 7942877
Fax +1 804 3792593
info@weidmuller.com
www.weidmuller.com

**UY Uruguay**
Rewo Uruguay S.A.
AV. Bolivia 2001 Esq Rocafuerte
Carrasco Montevideo
Phone +598 260 4 8439
Fax +598 260 4 8439
clorda@rewouruguay.com.uy

**VE Venezuela**
Somerinca C. A.
Edificio Esteban Piso 2
Calle Vargas Bolleita Notre
Caracas 1070 A
Venezuela
Phone +58 212 2352748
Fax +58 212 2385625
klocmoeller@cantv.net

**VN Vietnam**
New Sky Co., Ltd
206 Nguyen Thai Binh Str.,
Ward 12., Tan Binh Dist.,
Ho Chin Minh City
Vietnam
Phone +848 811 6768
Fax +848 811 7899
newsky-e@hcm.vnn.vn
www.newsky-e.com

**YE Yemen**
Please contact
Weidmüller Middle-East
United Arab Emirates

**ZA South Africa**
RAD Interface Pty. Ltd.
5 Bundo Road
Sebenza Extension
Edenvale 1609
P.O.Box 193
Edenvale 1610
Phone +27 11 452-1930
Fax +27 11 452-6455
alockyer@radinterface.co.za

**DE Other countries**
Weidmüller Interface GmbH & Co. KG
P.O. Box 3030
32720 Detmold
Klingenbergstraße 16
32758 Detmold
Phone +49 5231 14-0
Fax +49 5231 14-20 83
info@weidmueller.com
www.weidmueller.com

DE Group companies
DE Agency abroad
DE Without own Agency

We cannot guarantee that there are no mistakes in the publications or software provided by us to the customer for the purpose of making orders. We try our best to quickly correct errors in our printed media. For this purpose we list corrections, which have been identified after publishing printed media, on our web site at www.weidmueller.com. For convenience we list these corrections against product catalogue number and/or page number. This Internet-database is part of our catalogue.

All orders are based on our general terms of delivery, which can be reviewed on the websites of our group companies where you place your order. On demand we can also send the general terms of delivery to you.