| PART NUMBER | REV | FIRST USED | TERMINATOR | FEED TYPE | DESCRIPTION |
|---|---|---|---|---|---|
| 1339738-1 | A | - | BENCH & LEADMAKER | MECH POST FEED | HD-I APPLICATOR |
| 7-1339738-1 | A | - | BENCH & LEADMAKER | MECH POST FEED | -1 AND SPARE PARTS |
| 7-1339738-7 | A | - | - | - | SPARE PARTS KIT |

## CRIMP DATA AMP TERMINAL AMP CRIMP SPECS

TERMINAL NAME: .250 SERIES FASTIN-ON RECEP.

| CRIMP | SIZE | TYPE | RANGE |
|---|---|---|---|
| WIRE | 2.79 [.110 IN] | F | 16-14 AWG △5 |
| INSUL | 4.57 [.180 IN] | F | 3.05-4.32 [.120-.170 IN] |

WIRE STRIP LENGTH 4.80-5.60 [.189-.220 IN]

APPL INSTRUCTION 408-8323

TERMINAL - - FEED
APPL SPEC 114-3118 - 18.80 [.740 IN]

### TERMINALS APPLIED

| | | | | |
|---|---|---|---|---|
| 735213 | - | - | - | - |
| - | - | - | - | - |
| - | - | - | - | - |
| - | - | - | - | - |
| - | - | - | - | - |
| - | - | - | - | - |
| - | - | - | - | - |
| - | - | - | - | - |

| WIRE SIZE mm² AWG | CRIMP HEIGHT | PIN PN AND LENGTH [IN] |
|---|---|---|
| 14 AWG | 1.57 ±0.05 [.062 ±.002 IN] | 1-354779-2 [.3050] |
| 16 AWG | 1.52 ±0.05 [.060 ±.002 IN] | 1-354779-4 [.3060] |
| - | - | - |
| - | - | - |
| - | - | - |
| - | - | - |
| - | - | - |
| - | - | - |
| - | - | - |
| - | - | - |
| - | - | - |
| - | - | - |
| - | - | - |

△1 RECOMMENDED SPARE PARTS.
2. GREASE RAM, CAM, CAM FOLLOWER AND FEED ROD LIGHTLY.
3. LUBRICATE DAILY PER THE APPLICATOR INSTRUCTION SHEET SUPPLIED WITH THE APPLICATOR.
△4 CUT TO LENGTH AT ASSY.
△5 RANGE QUOTED IS THAT OF THE APPLICATOR NOT THE TERMINAL.

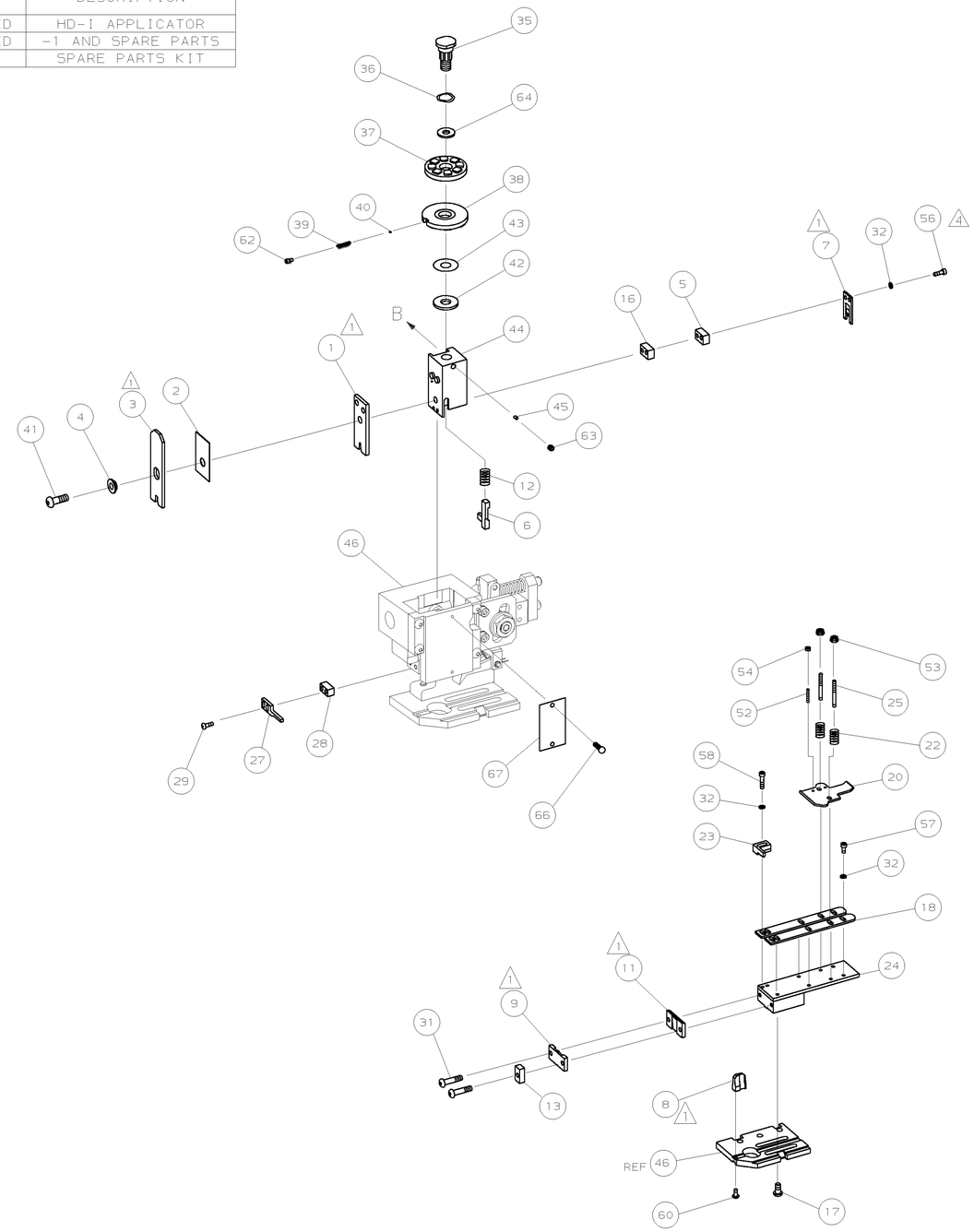


### VIEW B ROTATED 180°

POST-FEED 40 mm STROKE

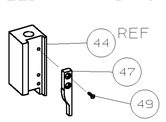


LEADMAKER OR BENCH G

POST-FEED 30 mm STROKE

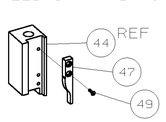


K TERMINATOR BENCH MACHINE

| | | | | | |
|---|---|---|---|---|---|
| | | | | | 73 |
| - | 1 | 1 | 1339738 | PRINT, APPLICATOR LOG SHEET | 72 |
| - | 1 | 1 | 1338705-2 | DOCUMENTATION PACKAGE | 71 |
| | | | | | 70 |
| | | | | | 69 |
| | | | | | 68 |
| - | 1 | 1 | 461264-1 | PLATE, IDENTIFICATION | 67 |
| - | 2 | 2 | 21017-2 | SCR,DRIVE(#2X.19)ID PLATE | 66 |
| | | | | | 65 |
| - | 1 | 1 | 986950-1 | WASHER, FLAT PRECISION | 64 |
| - | 1 | 1 | 3-18031-0 | SCR,SKT SET(M6X6)RAM | 63 |
| - | 1 | 1 | 18023-9 | SCR,SKT CAP(M4X6)CP DSC | 62 |
| | | | | | 61 |
| - | 1 | 1 | 18024-7 | SCR,BHC(M4X10)ANVIL | 60 |
| | | | | | 59 |
| - | 2 | 2 | 1-18023-4 | SCR,SHC(M4X20)HOLD DOWN | 58 |
| - | 5 | 5 | 1-18023-0 | SCR,SHC(M4X8)STRIP GUIDE | 57 |
| △4 - | 2 | 2 | 9-18023-6 | SCR,SHC(M4X14)SLUG BLADE | 56 |
| | | | | | 55 |
| - | 2 | 2 | 18029-1 | NUT,HEX(M3)DRAG | 54 |
| - | 2 | 2 | 986965-1 | NUT,HEX SL(M4)DRAG STUD | 53 |
| - | 2 | 2 | 2-18032-2 | SCR,SKT SET(M3X10)DRAG | 52 |
| | | | | | 51 |
| | | | | | 50 |
| - | 1 | 1 | 18024-3 | SCR,BHC(M3X10)CAM | 49 |
| | | | | | 48 |
| - | 1 | 1 | 1338676-1 | CAM, POST-FEED 30 & 40 mm ST | 47 |
| - | 1 | 1 | 1338662-1 | APPLICATOR, BASIC (SUBASSY) | 46 |
| - | 1 | 1 | 690191-1 | PLUG, NYLON | 45 |
| - | 1 | 1 | 1320998-1 | RAM | 44 |
| - | 1 | 1 | 690125-1 | WASHER, LAMINATED | 43 |
| - | 1 | 1 | 690124-1 | WASHER, RAM | 42 |
| - | 1 | 1 | 2-18024-6 | SCREW,BHC(M8X25)CRIMPER | 41 |
| - | 1 | 1 | 23241-1 | BALL, STEEL | 40 |
| - | 1 | 1 | 2-22278-7 | SPRING, COMPRESSION | 39 |
| - | 1 | 1 | 1320922-1 | DISC, INSULATION | 38 |
| - | 1 | 1 | 354777-1 | WIRE DISC, PLASTIC | 37 |
| - | 1 | 1 | 22480-5 | WASHER, SPRING | 36 |
| - | 1 | 1 | 690212-1 | POST, RAM | 35 |
| | | | | | 34 |
| | | | | | 33 |
| - | 9 | 9 | 18025-2 | WASHER,LOCK(M4)SHEAR BL | 32 |
| - | 2 | 2 | 1-18024-0 | SCR,BHC(M4X20)SHEAR PL | 31 |
| | | | | | 30 |
| - | 2 | 2 | 18024-8 | SCR,BHC(M4X12)STRIPPER | 29 |
| - | 1 | 1 | 3-690451-2 | SPACER, STRIPPER | 28 |
| - | 1 | 1 | 240639-1 | STRIPPER | 27 |
| | | | | | 26 |
| - | 2 | 2 | 1320906-1 | DRAG, STUD | 25 |
| - | 1 | 1 | 1-1320995-5 | PLATE, STRIP GUIDE | 24 |
| - | 1 | 1 | 240825-1 | PLATE, STRIP HOLD DOWN | 23 |
| - | 2 | 2 | 4-22281-1 | SPRING, DRAG | 22 |
| | | | | | 21 |
| - | 1 | 1 | 1338665-1 | DRAG, STOCK | 20 |
| | | | | | 19 |
| - | 2 | 2 | 1338663-5 | GUIDE, LOWER STRIP | 18 |
| - | 4 | 4 | 1-18024-8 | SCR,BHC(M6X12)STRIP GD PL | 17 |
| - | 1 | 1 | 1338708-1 | SPACER, SLUG BLADE | 16 |
| | | | | | 15 |
| | | | | | 14 |
| - | 1 | 1 | 690481-5 | SPACER, HOLD DOWN | 13 |
| - | 1 | 1 | 23846-1 | SPRING, HOLD DOWN | 12 |
| △1 - | 1 | 1 | 240833-4 | PLATE, REAR SHEAR | 11 |
| | | | | | 10 |
| △1 - | 1 | 1 | 1-690482-2 | PLATE, FRONT SHEAR | 9 |
| △1 1 | 2 | 1 | 2-1333219-9 | ANVIL | 8 |
| △1 - | 1 | 1 | 690474-5 | BLADE, SLUG | 7 |
| - | 1 | 1 | 2-455892-7 | HOLD DOWN, TERMINAL | 6 |
| - | 1 | 1 | 240641-6 | SPACER, SLUG BLADE | 5 |
| - | 1 | 1 | 238009-1 | SPACER, BLOCK CRIMPER | 4 |
| △1 1 | 2 | 1 | 4-456134-6 | CRIMPER, INSULATION | 3 |
| - | 1 | 1 | 455888-3 | SPACER, CRIMPER | 2 |
| △1 1 | 2 | 1 | 456408-7 | CRIMPER, WIRE | 1 |
| | -77 | -71 | -1 | PART NO / DESCRIPTION | ITEM NO |

← REVISION OF EACH ASSY NO (WHEN BLANK, USE DWG REVISION)

QTY REQD PER ASSY — PARTS LIST

| P | F | LTR | REVISION RECORD | APP | DATE |
|---|---|---|---|---|---|
| | | A | SEE ECN 015A-0465-04 | MC | JUN04 |

DIMENSIONS: mm [INCHES]
DO NOT SCALE PRINT.
TOLERANCES UNLESS OTHERWISE SPECIFIED:
1 PLC DEC ±-
2 PLC DEC ±-
3 PLC DEC ±-
ANGLES ± -
SURF TEXTURE: √
REMOVE BURRS, BREAK SHARP EDGES RO.38 MAX

MATL - HT TR - FIN -
DR 21APR04 M.CLIFFORD APP 21APR04 F.BACKHURST
CHK - REL 08-06-04 M.CLIFFORD
AMP Tyco Electronics Harrisburg, PA 17105-3608

NAME END FEED HD-I APPLICATOR
MACHINE REF HD-I APPL
SCALE - D DWG NO 1339738 SHEET 1 OF 1 REV A

CAGE CODE 00779 CUSTOMER AND ASSEMBLY DRAWING RESTRICTED TO -

LAYOUT L1339738
SET UP GAGE 458638-3
LOC A DIST 66

THIS DRAWING IS A CONTROLLED DOCUMENT.
THIS DRAWING IS UNPUBLISHED. © COPYRIGHT 20 . BY AMP INCORPORATED. ALL RIGHTS RESERVED. RELEASED FOR PUBLICATION 20 .

# Mouser Electronics

Authorized Distributor

Click to View Pricing, Inventory, Delivery & Lifecycle Information:

TE Connectivity:

1339738-1