


MODIFIED .025" SQ POST HEADERS

(2.54 mm) .100" PITCH • MTSW/HMTSW SERIES



MTSW/HMTSW

Board Mates:

SSW, SSQ, ESW,
ESQ, BCS, BSW
CES, SLW, HLE, SSM

Cable Mates:

IDSD, IDSS

SPECIFICATIONS

Insulator Material:

MTSW: Black Glass
Filled Polyester
HMTSW: Natural Liquid
Crystal Polymer

Terminal Material:

Phosphor Bronze

Plating:

Au or Sn over
50 μm (1.27 μm) Ni

Operating Temp Range:

-55 °C to +125 °C with Gold
-55 °C to +105 °C with Tin

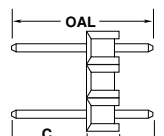

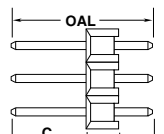

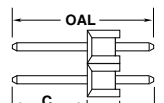
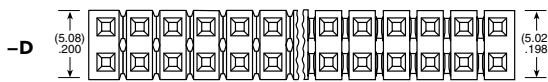
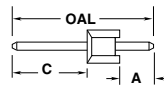
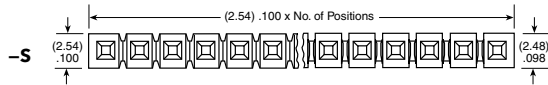
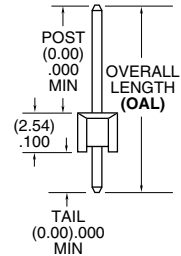
PROCESSING

Lead-Free Solderable:

MTSW: No, Lead Wave Only
HMTSW: Yes

SERIES	PIN CENTERS	NO. PINS PER ROW	LEAD STYLE
MTSW = Modified Strip	-1 = (2.54 mm) .100" Pitch (All positions filled)	01 thru 50 = .100" (2.54 mm) Center Version	Specify LEAD STYLE from chart
HMTSW = Hi-Temp Modified Strip	-2 = (5.08 mm) .200" Pitch (Every other position filled)	02 thru 25 = .200" (5.08 mm) Center Version	

LEAD STYLE	OAL
-05	(8.51) .335
-06	(7.62) .300
-07	(10.92) .430
-08	(13.46) .530
-09	(18.54) .730
-10	(21.08) .830
-11	(23.62) .930
-12	(26.16) 1.030
-13	(31.24) 1.230
-21	(36.32) 1.430
-22	(16.00) .630
-23	(11.30) .445
-24	(12.19) .480
-27	(33.78) 1.330
-28	(28.70) 1.130



MTSW


HMTSW

Straight Pin Versions: A=OAL-C- (2.54) .100"

FOR "A" = (2.29) .090		
LEAD STYLE	OAL	C MAXIMUM STRAIGHT
-05	(8.51) .335	(5.97) .235
-06	(7.62) .300	(2.79) .110
-07	(10.92) .430	(6.10) .240
-08	(13.46) .530	(8.64) .340
-09	(18.54) .730	(13.72) .540
-10	(21.08) .830	(16.26) .640
-11	(23.62) .930	(18.80) .740
-12	(26.16) 1.030	(21.34) .840
-13	(31.24) 1.230	(26.42) 1.040
-21	(36.32) 1.430	(31.50) 1.240
-22	(16.00) .630	(11.18) .440
-23	(11.30) .445	(6.48) .255
-24	(12.19) .480	(7.37) .290
-27	(33.78) 1.330	(28.96) 1.140
-28	(28.70) 1.130	(23.88) .940

Note:

These Series are
non-standard, non-returnable.



PLATING OPTION

- F**
= Gold flash on post,
Matte Tin on tail
- L**
= 10 μ" (0.25 μm)
Gold on post,
Matte Tin on tail
- G**
= 10 μ" (0.25 μm)
Gold on post,
Gold flash on balance
- T**
= Matte Tin

ROW OPTION

- S**
= Single Row
- D**
= Double Row
- T**
= Triple Row
- Q**
= Double Row
.200" (5.08 mm)
row space

POST HEIGHT

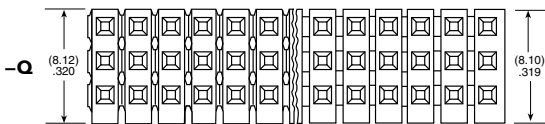
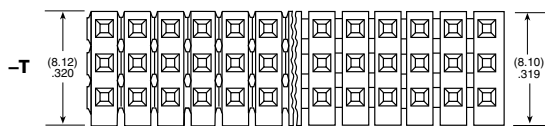
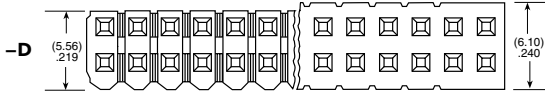
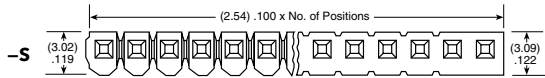
"XXXX"
= "C" Dimension
(Specify post height in
INCHES
.005" (0.13 mm) increments)

OTHER OPTION

- RA or -RE**
= Right-angle
(HMTSW -S & -D =
36 positions maximum)
- LL**
= Locking Lead
(not available with -RE, not available
in single row 1 or 2 positions)
(Available on tails from (2.29 mm) .090"
to (10.16 mm) .400" only)
- LA**
= -RA option with -LL Option
(Maximum "C" = (13.46 mm) .530")

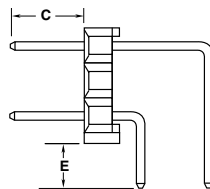
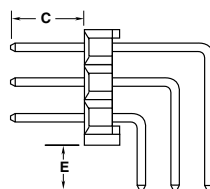
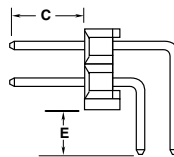
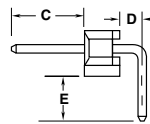
POLARIZED OPTION

"XXX"
= Polarized
(Specify "XXX" as position number)



MTSW

HMTSW



-RX OPTION	D
-RA	(1.52) .060
-RE	(4.06) .160

FOR "E" = (2.29) .090 MIN FOR -RA & -RE			
LEAD STYLE	OAL	C MAXIMUM with/-RA	C MAXIMUM with/-RE
-05	(8.51) .335	Not Available	Not Available
-06	(7.62) .300	Not Available	Not Available
-07	(10.92) .430	(3.30) .130	Not Available
-08	(13.46) .530	(5.84) .230	(3.30) .130
-09	(18.54) .730	(10.92) .430	(8.38) .330
-10	(21.08) .830	(13.46) .530	(10.92) .430
-11	(23.62) .930	(16.00) .630	(13.46) .530
-12	(26.16) 1.030	(18.54) .730	(16.00) .630
*-13	(31.24) 1.230	(23.62) .930	(21.08) .830
*-21	(36.32) 1.430	(28.70) 1.130	(26.16) 1.030
-22	(16.00) .630	(8.38) .330	(5.84) .230
*-23	(11.30) .445	(3.68) .145	Not Available
*-24	(12.19) .480	(4.57) .180	
*-27	(33.78) 1.330	(26.16) 1.030	(23.62) .930
*-28	(28.70) 1.130	(21.08) .830	(18.54) .730

* Styles -21, -23, -24, -27 not available with -D Right-angle
Styles -13, -21, -23, -24, -27, -28 not available with -T or -Q Right-angle

Right-Angle Versions (- RA Options): E=OAL-C- (5.33) .210"

Right-Angle Versions (-RE Options) Single Row Only: E=OAL-C- (7.87) .310"