

430MHz THROUGH-HOLE SAW FILTER

AFS430.0W01-TD01



RoHS
Compliant



11.3 x 4.8 x 3.5 mm

FEATURES:

- Compact size resistance weld sealed package
- No polarity

APPLICATIONS:

- Telecommunications

STANDARD SPECIFICATIONS:

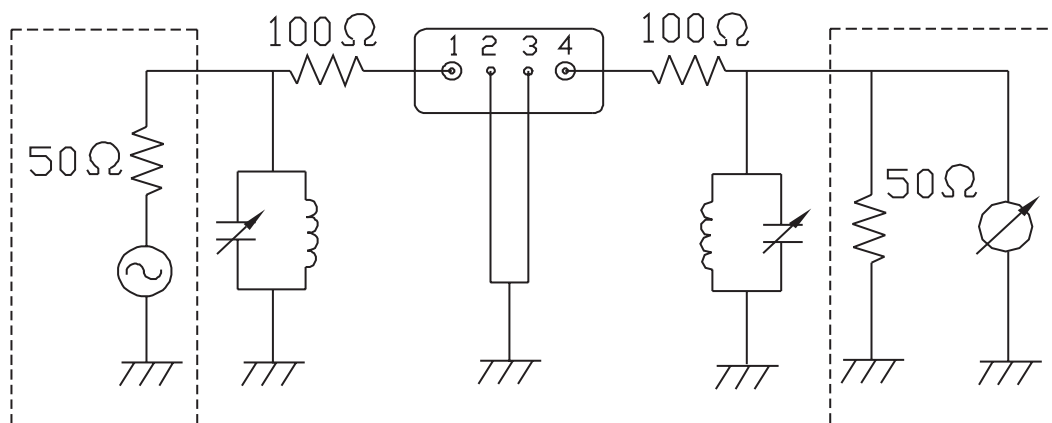
MAXIMUM RATINGS

Item	Value
Operation Temperature Range	-40°C to + 80°C
Storage Temperature Range	-40°C to + 85°C
DC Permissive Voltage	10V DC max.
Maximum Input Power	+0 dBm

ELECTRICAL CHARACTERISTICS

Item	Frequency (MHz)	Specification
Center Frequency (fo)	430.0	
Pass Band Width	$f_o \pm 2.0$	
Insertion Loss	Pass Band	4.5 dB max
Ripple Deviation	Pass Band	2.0 dB max.
Stop Band Suppression	$f_o - 100 \sim f_o - 40.8$	55 dB min.
	$f_o + 40.8 \sim f_o + 100$	55 dB min.
Terminating Impedance		150Ω/0pF

TEST CIRCUIT



Note: Element values depend on PCB layout and equivalent circuit.

430MHz THROUGH-HOLE SAW FILTER

AFS430.0W01-TD01

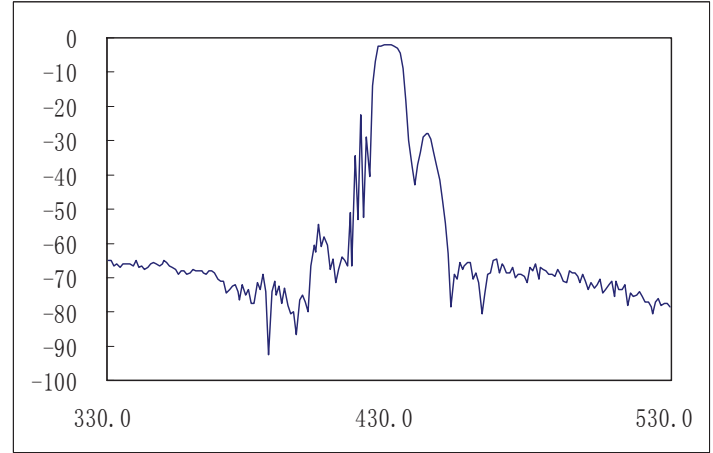
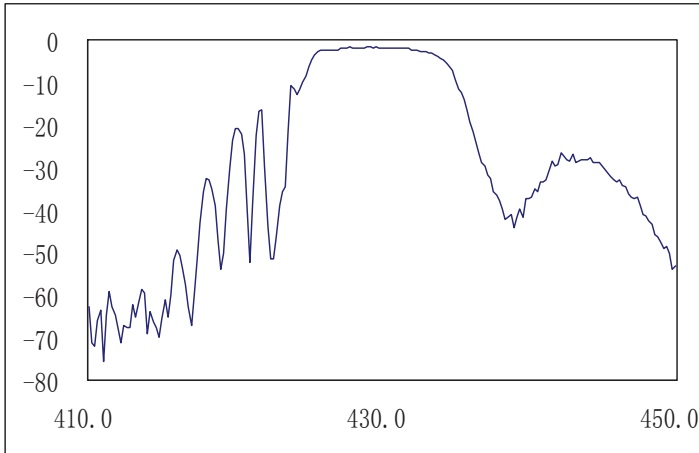


RoHS
Compliant

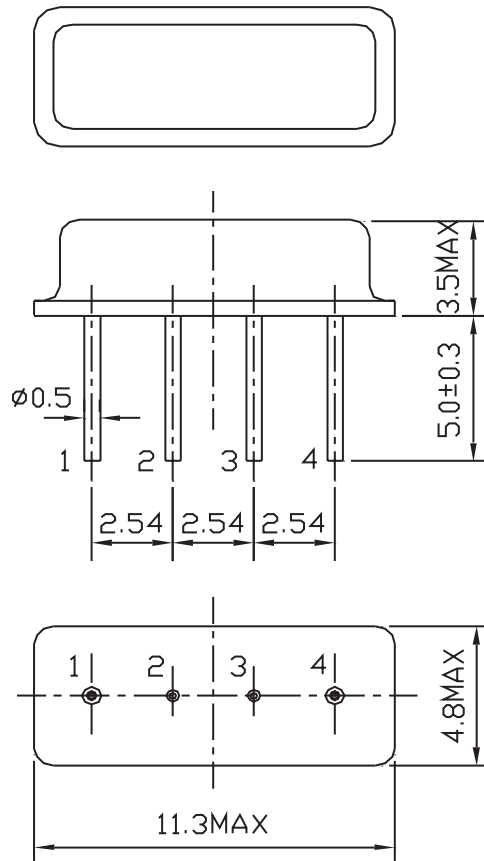


11.3 x 4.8 x 3.5 mm

FREQUENCY CHARACTERISTICS



OUTLINE DIMENSIONS:



Pin No.	Function
Pin 1	Input
Pin 4	Output
Pin 2, 3	Ground

Dimension : mm

NOTE: Abracon manufactured products are intended for general commercial and industrial use. For applications requiring high reliability and/or presenting extreme operating environment, written consent & authorization from Abracon is required.

ABRACON IS
ISO 9001 / QS 9000
CERTIFIED



ABRACON
CORPORATION

Visit www.abracon.com for Terms & Conditions of Sale **Revised: 11.20.09**
30332 Esperanza, Rancho Santa Margarita, California 92688
tel 949-546-8000 | fax 949-546-8001 | www.abracon.com