

Thermofit[®] Molded Parts Specification Control Drawing

Part Number : 202D211 thru 299
Description : Boot, Straight With Lip

NOTES

- All dimensions are in $\frac{\text{inches}}{\text{[millimeters]}}$
- Dimensions appearing in table are as follows:
 - a - As Supplied
 - b - After Unrestricted Recovery
- Coating is optional. As supplied dimensions appearing in table are for uncoated parts. When coating is added, entry diameters will be reduced by .06 max.
- Molding parts are optional. When -00 modification number is specified molding parts will be located as shown.

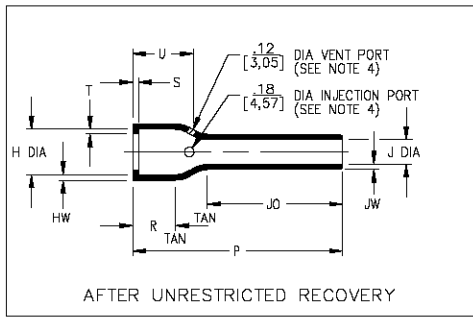
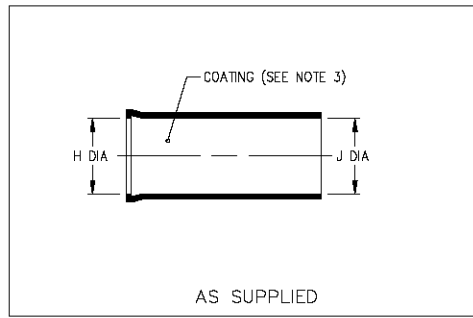


TABLE OF DIMENSIONS

PART NUMBER	H		J			P ±10% b	JO ±10% b	R Ref b	S Ref b	T Ref b	U ±10% b	HW ±20% b	JW ±20% b
	Min a	Max b	Min -1-75 a	Min -5-25 -12-100 a	Max b								
202D211	.88 [22,4]	.45 [11,4]	.88 [22,4]	.55 [14,0]	.25 [6,4]	4.17 [105,9]	3.40 [86,4]	.46 [11,7]	.12 [3,0]	.04 [1,0]	.56 [14,2]	.06 [1,52]	.045 [1,14]
202D221	1.01 [25,7]	.59 [15,0]	1.01 [25,7]	.63 [16,0]	.29 [7,4]	4.77 [121,2]	3.88 [98,6]	.48 [12,2]	.12 [3,0]	.04 [1,0]	.59 [15,0]	.06 [1,52]	.045 [1,14]
202D232	1.16 [29,5]	.74 [18,8]	1.16 [29,5]	.72 [18,3]	.33 [8,4]	5.46 [138,7]	4.44 [112,8]	.48 [12,2]	.12 [3,0]	.04 [1,0]	.61 [15,5]	.07 [1,78]	.045 [1,14]
202D242	1.34 [34,0]	.90 [22,9]	1.34 [34,0]	.84 [21,3]	.38 [9,7]	6.28 [159,5]	5.15 [130,8]	.48 [12,2]	.12 [3,0]	.04 [1,0]	.62 [15,7]	.07 [1,78]	.045 [1,14]
202D253	1.47 [37,3]	1.16 [29,5]	1.47 [37,3]	.91 [23,1]	.41 [10,4]	7.00 [177,8]	5.60 [142,2]	.55 [14,0]	.12 [3,0]	.065 [1,65]	.71 [18,0]	.08 [2,0]	.045 [1,14]
202D263	1.72 [43,7]	1.34 [34,0]	1.72 [43,7]	1.07 [27,2]	.48 [12,2]	8.00 [203,2]	6.42 [163,1]	.60 [15,2]	.12 [3,0]	.065 [1,65]	.78 [19,8]	.08 [2,0]	.045 [1,14]
202D274	1.97 [50,0]	1.62 [41,2]	1.97 [50,0]	1.24 [31,5]	.56 [14,2]	8.00 [203,2]	6.21 [157,7]	.60 [15,2]	.12 [3,0]	.065 [1,65]	.82 [20,8]	.09 [2,3]	.055 [1,40]
202D285	2.47 [62,7]	1.85 [47,0]	2.47 [62,7]	1.54 [39,1]	.69 [17,5]	8.00 [203,2]	6.03 [153,2]	.63 [16,0]	.12 [3,0]	.08 [2,0]	.92 [23,4]	.10 [2,5]	.055 [1,40]
202D296	2.73 [69,3]	2.35 [59,7]	2.73 [69,3]	1.70 [43,2]	.77 [19,6]	8.00 [203,2]	5.64 [143,3]	.63 [16,0]	.12 [3,0]	.08 [2,0]	.93 [23,6]	.10 [2,5]	.055 [1,40]
202D299	3.22 [81,8]	2.64 [67,1]	3.22 [81,8]	2.01 [51,1]	.90 [22,9]	8.00 [203,2]	5.45 [138,4]	.63 [16,0]	.12 [3,0]	.08 [2,0]	1.23 [31,2]	.10 [2,5]	.055 [1,40]



Revision : N1
Date : 29MAR11
Part Number : 202D211 thru 299
Description : Boot, Straight With Lip

Thermofit[®] Molded Parts Specification Control Drawing

Part Number : 202D211 thru 299
Description : Boot, Straight With Lip

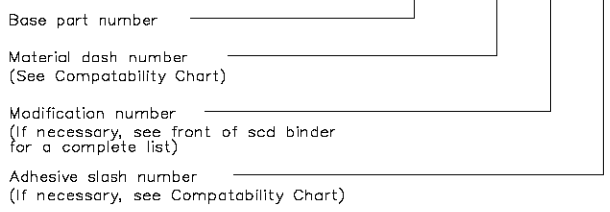
COMPATABILITY CHART

MATERIAL DASH NO.	MATERIAL DESCRIPTION	RT SPEC	COATING SLASH NO.	COATING S NO.	COATING DESCRIPTION
-3	Polyolefin, Semi-rigid	RT-301	/42;/86;/180	S-1017;S-1048;S-1030	Adhesive
-4	Polyolefin, Flexible	RT-1304	/42;/86;/180	S-1017;S-1048;S-1030	Adhesive
-5	Neoprene	RT-501	/42	S-1017	
-6	Silicone	RT-602	N/A		
-8	Polyolefin, Space	RT-1308	N/A		
-12	*VITON, Flexible	RT-1312	N/A		
-25	Elastomer, Fluid Resistant	RT-1325	/42;/86	S-1017;S-1048	Adhesive
-130	Polyolefin, Flexible	RW-2008	/42;/86	S-1017;S-1048	Adhesive
-100	Polyolefin, Semi-flexible ZERODHAL™	RT-1323	/86;/184	S-1048;S-1030	Adhesive

*VITON is a Registered Trademark of Dupont

ORDERING INFORMATION

202D211 -XXX -XX /XXX



THIS DRAWING IS SUBJECT TO CHANGE WITHOUT NOTICE; CONSULT YOUR NEAREST FIELD REPRESENTATIVE FOR CURRENT REVISION



Revision : N1
Date : 29MAR11
Part Number : 202D211 thru 299
Description : Boot, Straight With Lip

CAD FILE MP97163