
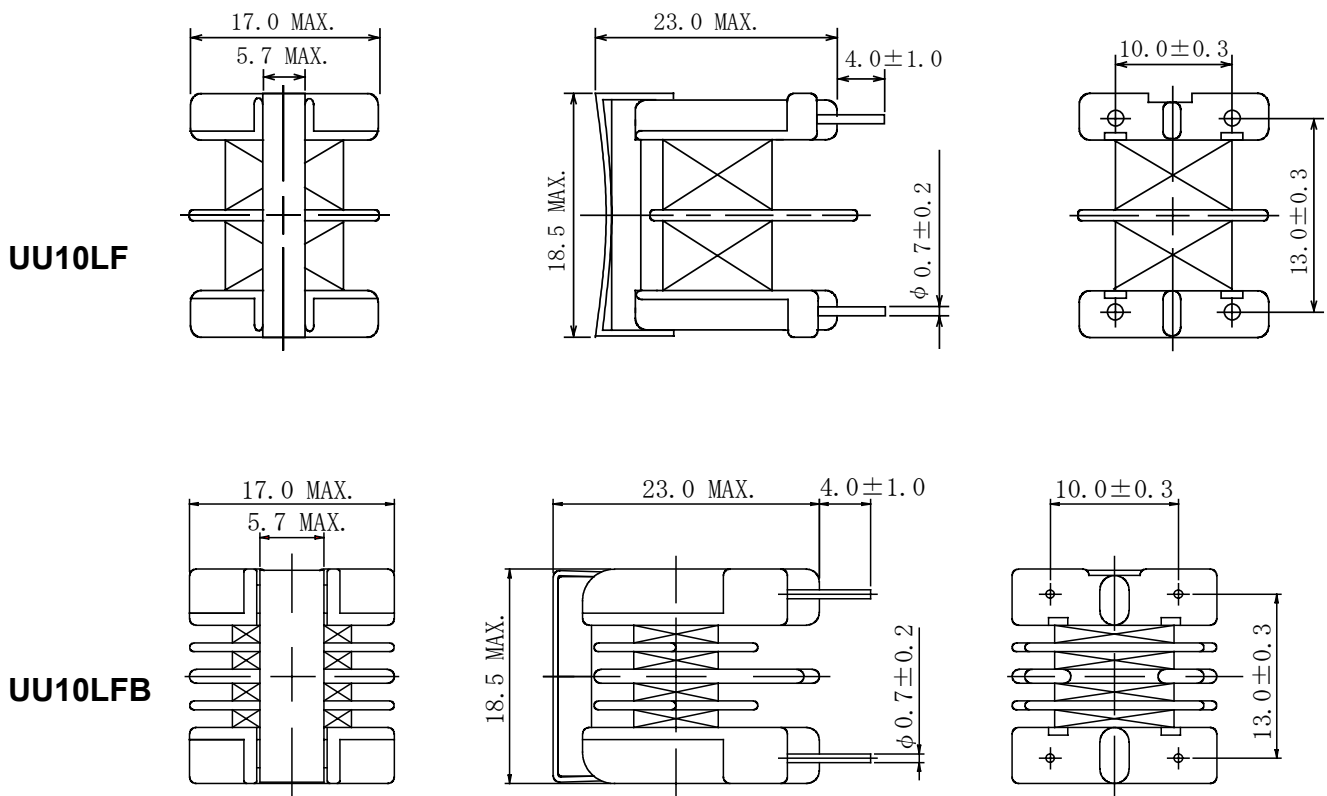


Type: UU10LF, UU10LFB
◆ Product Description

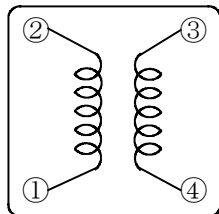
- 18.5×17.0mm Max.(L×W), 23.0mm Max. Height.
- Inductance range: 3.3mH~51mH
- Rated current range: 0.15~0.65A
- In addition to the standard versions of parameters shown here, custom designs are available to meet your exact requirements.


◆ Feature

- Ideally used as AC common mode noise filter for TV, VCR, Switching power supply, NC machine, PC&PC related advice, measurement and control unit.
- UU10LFB has better high frequency characteristics for its split bobbin structure.
- RoHS Compliance

◆ Dimensions (mm)


- * Dimension does not include solder used on coil.
- * Terminal pitch is measured at the base.(not from tip of the pin)

Type: UU10LF, UU10LFB
◆ Schematics (Bottom)


- * Winding start is #1,#4 or #2,#3.
- * #1, #2 : should be same polarity.

◆ Specification (UU10LF)

NO.	Part No.	Stamp	Inductance (mH) [MIN.] (1-2)(4-3) 1kHz	Inductance Balance [MAX.] (μ H)	D.C.R. (Ω) [MAX.] (1-2)(4-3) (at 20°C)	Rated Current (50/60Hz) (mA _{rms})※1
01	UU1ØLFNP-B332	B332	3.3	100	0.71	650
02	UU1ØLFNP-B682	B682	6.8	200	1.26	430
03	UU1ØLFNP-B123	B123	12	360	2.20	340
04	UU1ØLFNP-B223	B223	22	440	3.64	250
05	UU1ØLFNP-B333	B333	33	660	5.74	200
06	UU1ØLFNP-B513	B513	51	1000	9.12	150

◆ Specification (UU10LFB)

NO.	Part No.	Stamp	Inductance (mH) [MIN.] (1-2)(4-3) 1kHz	Inductance Balance [MAX.] (μ H)	D.C.R. (Ω) [MAX.] (1-2)(4-3) (at 20°C)	Rated Current (50/60Hz) (mA _{rms})※1
01	UU1ØLFBNP-B332	B332	3.3	100	0.729	650
02	UU1ØLFBNP-B682	B682	6.8	200	1.313	430
03	UU1ØLFBNP-B123	B123	12	360	2.230	340
04	UU1ØLFBNP-B223	B223	22	440	3.874	250
05	UU1ØLFBNP-B333	B333	33	660	5.818	200
06	UU1ØLFBNP-B513	B513	51	1000	9.510	150

※1. Rated current: The AC current at which the temperature rise is $\Delta t=40^{\circ}\text{C}$. ($T_a=20^{\circ}\text{C}$).