


SERIES 90HB

SPST, Low Profile



FEATURES

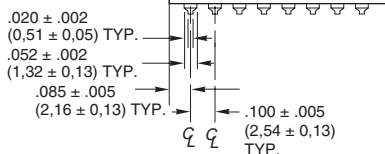
- Compatible with SMT Assembly, Including Infrared Reflow and Vapor-Phase
- Reliable Spring and Ball Contact



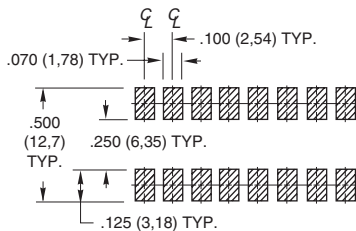
DIMENSIONS In inches (and millimeters)

Top View—Gull Wing

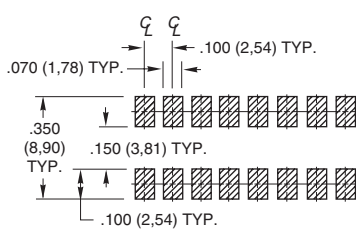
SWITCH IS PACKAGED AS SHOWN HERE WITH ALL POSITIONS ON



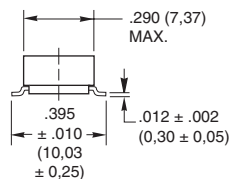
Recommended PC Pad Dimensions—Gull Wing



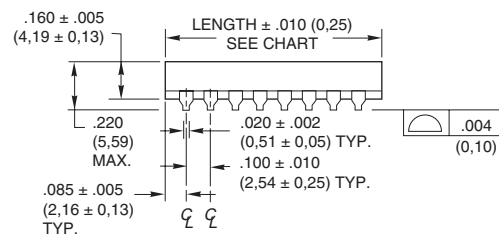
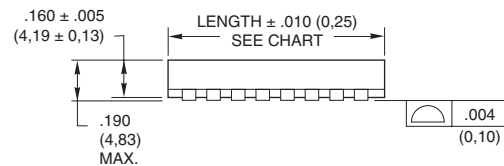
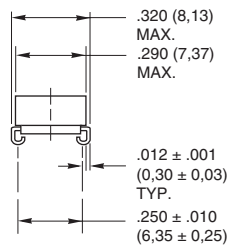
Recommended PC Pad Dimensions—J-Bend



Gull Wing



J-Bend



CIRCUITRY

As viewed from the top of the switch in the positions shown in the drawing.



SPECIFICATIONS

Electrical Ratings

Make-and-break Current Rating: 2,000 operations per switch position at these resistive loads: 10 mA, 30 Vdc; or 10 mA, 50 mVdc; 10 mA, 50 mVdc; or 25 mA, 24 Vdc; or 100 mA, 6 Vdc.

Contact Resistance: (measured at 10 mA, 50 mVdc). Initial: 20 mohms maximum, After Life: 100 mohms maximum

Insulation Resistance: Minimum, at 100 Vdc between adjacent closed contacts and also across open switch contacts.

Initial (Mohms): 5,000, After Life (Mohms): 1,000

Dielectric Strength: Minimum voltage (AC RMS) measured between adjacent closed contacts and also across open switch contacts.

Initial: 500 volts, After Life: 500 volts

Current Carry Rating: 3A maximum rise of 20°C

Switch Capacitance: 2 pF at 1 megahertz

Mechanical Ratings

Where Grayhill performance is superior, the MIL spec is listed in parentheses.

Mechanical Life: 2,000 operations per switch position

Vibration Resistance: Per Method 204, Test Condition B, 1mS opening (10 mS allowed)

Mechanical Shock: Per Method 213, Test Condition A. 1mS opening (10 mS allowed)

Thermal Shock Resistance: Per specification; no failures; passes contact resistance.

Terminal Strength: Per specification

Thermal Aging: 1,000 hours at 85°C; no failures.

Environmental Ratings

Meets all requirements of MIL-S-83504**.

Operating Temperature Range: -40°C to +85°C

Storage Temperature Range: -40°C to +85°C

Moisture Resistance: Per MIL-STD-202, Method 106.

Soldering Information

Solderability: Per MIL-STD-202, Method 208

Soldering Heat Resistance: Per MIL-S-83504, six second test.

Recommended Processing Temperature: 220°C–230°C (1 pass—260°C maximum)

Processing Position: Switch is to be processed with all actuators in the closed (on) position as shipped.

Fluxing: Per EIA RS-448-2 with flux touching switch body.

Cleaning: Passes immersion test using water/detergent. Acceptable solutions include 1-1-1 trichlorethane, freon, (TF, TE, or TMS), isopropyl alcohol, detergent (140°F maximum). Terpene acceptable for Series 90 only. Solutions which are not recommended include acetone, methylene chloride, freon TMC. High pressure aqueous

cleaning is not recommended.

Materials and Finishes

Shorting Member (Ball): Brass, gold-plate over nickel barrier.

Base Contacts: Copper alloy, gold-plate over nickel barrier.

Terminals: Copper alloy, matte tin plated over nickel barrier.

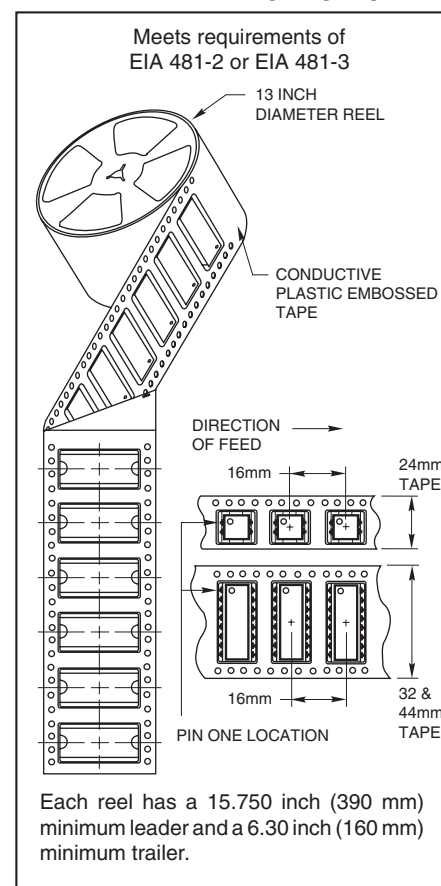
Non-Conductive Parts: Thermoplastic (UL94V-O)

Tape and Reel Packaging

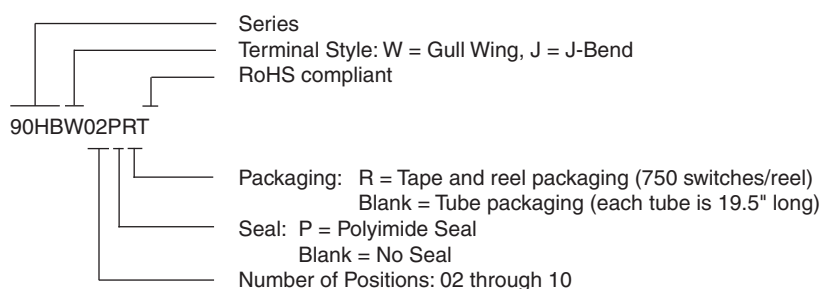
Tape Seal Integrity: Passes gross leak test using 125°C flourinert for 20 seconds minimum. Reference MIL-STD-202, Method 112

Tape Seal: Polyimide film

TAPE AND REEL PACKAGING



ORDERING INFORMATION



No. of Positions	Length Inches	Length Metric	Number Per Tube
2	.270"	6,9 mm	60
3	.370"	9,4 mm	47
4	.470"	11,9 mm	37
5	.570"	14,5 mm	31
6	.670"	17,0 mm	26
7	.770"	19,6 mm	23
8	.870"	22,1 mm	20
9	.970"	24,6 mm	18
10	1.070"	27,2 mm	16

Available from your local Grayhill Distributor. For prices and discounts, contact a local Sales Office, an authorized local Distributor or Grayhill.

** Note: 100% matte tin terminal plating does not meet MIL-S-83504 for lead content.

**Style "GB" contains 30µ gold plated terminals.

Mouser Electronics

Authorized Distributor

Click to View Pricing, Inventory, Delivery & Lifecycle Information:

Grayhill:

[90HBJ03PT](#) [90HBJ04PRT](#) [90HBJ04PT](#) [90HBJ08PRT](#) [90HBJ08PT](#) [90HBW02PRT](#) [90HBW02PT](#) [90HBW03PRT](#)
[90HBW03PT](#) [90HBW04PRT](#) [90HBW04PT](#) [90HBW04RT](#) [90HBW05PRT](#) [90HBW05PT](#) [90HBW06PRT](#) [90HBW06PT](#)
[90HBW08PRT](#) [90HBW08PT](#) [90HBW08T](#) [90HBW10PRT](#) [90HBW10PT](#) [90HGBW06T](#) [90HGBW06PRT](#) [90HBJ04T](#)
[90HGBW03RT](#) [90HGBW02RT](#) [90HBW07PRT](#) [90HBJ02RT](#) [90HBW03RT](#) [90HGBW08RT](#) [90HGBW08PRT](#)
[90HBJ10PRT](#) [90HBW06RT](#) [90HGBW10PRT](#) [90HBJ03PRT](#) [90HBJ05PRT](#) [90HBW05T](#) [90HBW07PT](#) [90HBJ06PRT](#)
[90HBW10T](#) [90HGBW10PT](#) [90HBW06T](#) [90HBJ02PT](#) [90HGBW08PT](#) [90HBW04T](#) [90HBJ06RT](#) [90HGBW02PRT](#)
[90HBW02RT](#) [90HBJ08RT](#) [90HGBW04PT](#) [90HBJ06PT](#) [90HGBW05PT](#) [90HGBW03PRT](#) [90HGBW02PT](#)
[90HBJ10RT](#) [90HGBW03PT](#) [90HBJ07PT](#) [90HGBW06RT](#) [90HBJ04RT](#) [90HBW10RT](#) [90HBJ02PRT](#) [90HGBW04PRT](#)
[90HGBW05PRT](#) [90HBJ06T](#) [90HBJ10PT](#) [90HBW08RT](#) [90HGBW06PT](#) [90HBW07T](#) [90HBW02T](#) [90HBJ08T](#)
[90HGBW04RT](#) [90HBJ05RT](#) [90HBW03T](#) [90HGBW05RT](#) [90HGBW10RT](#) [90HBJ03RT](#) [90HBJ05PT](#) [90HBW05RT](#)