THIS COPY IS PROVIDED ON A RESTRICTED BASIS AND IS NOT TO BE USED IN ANY WAY DETRIMENTAL TO THE INTERESTS OF PANDUIT CORP.

C

| PANDUIT PART NUMBER | WEIGHT |
|---|---|
| FRFWCSC12W6 | 1.21 LB/EACH (549g/EACH) |

E

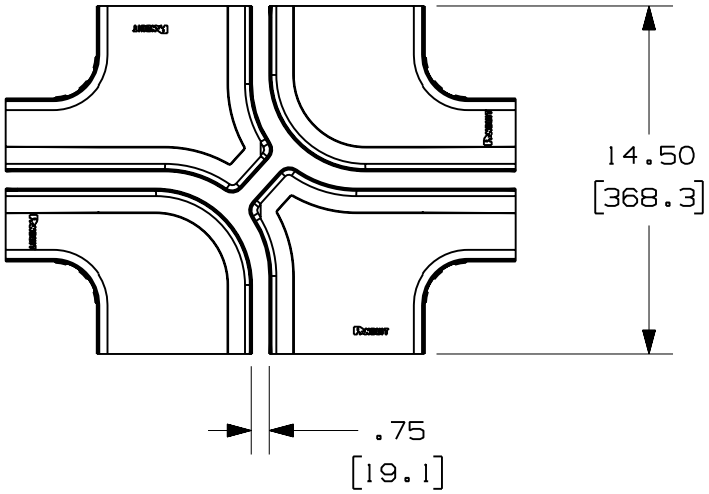


F NOTES:

1. SEE CURRENT CATALOG FOR ADDITIONAL PART SUFFIXES TO INDICATE COLOR AND/OR PACKAGE QUANTITY.
2. THE FIBERRUNNER 12x4 FOUR-WAY CROSS WITH 6" EXITS SPLIT COVER REQUIRES NO TOOLS FOR INSTALLATION AND/OR REMOVAL. THE SPLIT COVER CREATES A 3/4" (19.1) RADIUSED OPENING TO ALLOW FOR NEW CABLES TO BE ADDED WITHOUT THE NEED FOR REMOVING THE COVERS.
3. DIMENSIONS IN PARENTHESES ARE IN METRIC.

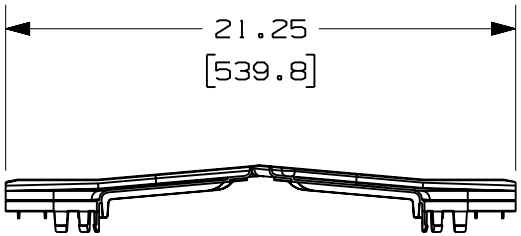


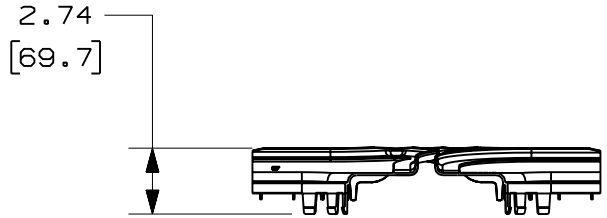


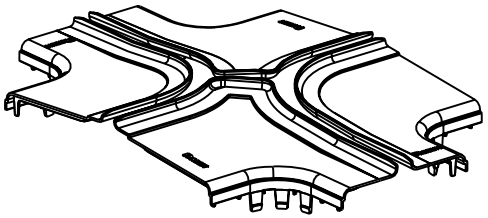

ENG. REF.: D37617DR_DC_FRFWCSC12W6_01.prt

CAD FILENAME/LAYERS D FRFWCSC12W6.pdf

PANDUIT CORP TINLEY PARK, ILLINOIS

FIBERRUNNER 12x4 FOUR-WAY CROSS WITH 6" EXITS SPLIT COVER (FRFWCSC12W6)

CUSTOMER DRAWING

UNLESS OTHERWISE SPECIFIED, DIMENSIONAL TOLERANCES ARE:
(.X) ± (.XXX) ±
(.XX) ±.03 (.8) ANGLES ±

UNLESS OTHERWISE SPECIFIED, ALL DIMENSIONS ARE GIVEN IN INCHES, THIRD ANGLE PROJECTION.

| REV | DATE | BY | CHK | DESCRIPTION | ECN | - | R | CUST | SUP | GMBH |
|---|---|---|---|---|---|---|---|---|---|---|
| - | - - - - - - - - | - - - | - - - | F. REVISED GENERAL NOTES<br>E. REVISED PART WEIGHT | - - - - - - - - | - - | - - | | | |
| 2 | 6-28-06 | DTP | RN | D. REVISED CAD FILENAME<br>C. REVISED AND REDRAWN | 37617-76 | RN | RN | | | |

DRAWN BY JHNU
DATE 1-3-01
CHK'D CEO
MAT'L: ABS
SCALE NONE
DRAWING NO. 37617-76
DWG A
SIZE