




Miniature Axial Aluminum Electrolytics

XAL Series

FEATURES

- Standard low, medium, and high voltage capacitors
- Low impedance characteristics
- Case sizes are smaller than conventional general purpose capacitors, with very high performance
- RoHS Compliant

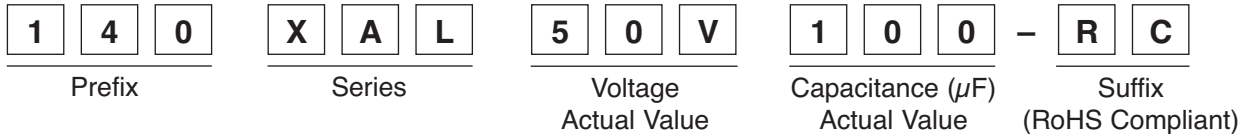


RoHS Compliant

CHARACTERISTICS

Item	Characteristics														
Operating Temperature Range	6.3WV ~ 450WV -40°C ~ +85°C														
Capacitance Tolerance	±20% at 20°C, 120Hz														
Leakage Current	≤100V	I = 0.02CWV or 3μA whichever is greater after 2 minutes of applied rated DC working voltage at 20°C Where: C = rated capacitance in μF; WV = rated DC working voltage													
	>100V	CWV ≤ 1000 I = 0.03CWV + 15uA; C = rated capacitance in uF CWV > 1000 I = 0.02CWV + 25uA; WV = rated DC working voltage in V													
Dissipation Factor (Tan δ, at 20°C 120Hz)	Working voltage (WV)	6.3	10	16	25	35	50	63	100	160	200	250	350	450	
	Tan δ	0.23	0.20	0.17	0.15	0.12	0.10	0.09	0.08	0.12	0.14	0.17	0.20	0.24	
For capacitors whose capacitance exceeds 1,000μF, the specification of tan δ is increased by 0.02 for every addition of 1,000μF															
Surge Voltage	Working voltage (WV)	6.3	10	16	25	35	50	63	100	160	200	250	350	450	
	Surge voltage (SV)	8	13	20	32	44	63	79	125	200	250	300	400	500	
Low Temperature Characteristics (Imp. ratio @ 120Hz)	Working voltage (WV)	6.3	10	16	25	35	50	63	100	160	200	250	350	450	
	Z(-25°C)/Z(+20°C)	øD<16	6	4	3	3	2	2	2	2	3	6	8	12	16
		øD≥16	8	6	4	4	3	3	3	3	3	6	8	12	16
	Z(-40°C)/Z(+20°C)	øD<16	10	8	6	6	4	3	3	3	4	8	10	-	-
øD≥16		18	16	12	10	8	8	6	6	4	8	10	-	-	
Life Test	When returned to +20°C after 2,000 hours application of working voltage at +85°C, the capacitor will meet the following limits: Capacitance change is ≤ ±20% of initial value; tan δ is < 200% of specified value; leakage current is within specified value														
Shelf Life Test	When returned to +20°C after 1,000 hours at +85°C with no voltage applied, the capacitor will meet the following limits: Capacitance change is ≤ ±20% of initial value; tan δ is < 200% of specified value; leakage current is within specified value for 6.3~100V and less than 200% of specified value for 160V~450V														
Standards	Satisfies Characteristic W of JIS C5141														

PART NUMBERING SYSTEM



RIPPLE CURRENT AND FREQUENCY MULTIPLIERS

Capacitance (μF)	Frequency (Hz)				
	60 (50)	120	500	1K	≥10K
<100	0.70	1.0	1.3	1.4	1.5
100 ~ 1000	0.75	1.0	1.2	1.3	1.35
>1000	0.80	1.0	1.1	1.12	1.15

RIPPLE CURRENT AND TEMPERATURE MULTIPLIERS

Temperature (°C)	70	85
Multiplier	1.40	1.0



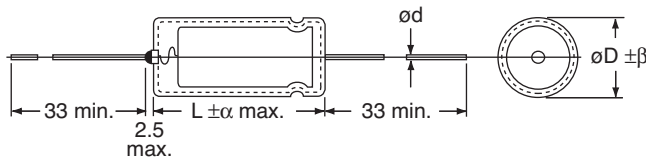
XICON PASSIVE COMPONENTS • (800) 628-0544



Miniature Axial Aluminum Electrolytics

XAL Series

DIMENSIONS AND PERMISSIBLE RIPPLE CURRENT



Lead Spacing and Diameter (mm)

øD	5	6.3	8	10	13	16	18	22	25
ød	0.6	0.6	0.6	0.6	0.6	0.8	0.8	1.0	1.0
α	1.5	1.5	1.5	1.5	2.0	2.0	2.0	2.0	2.0
β	0.5	0.5	0.5	1.0	1.0	1.0	1.0	1.0	1.0

Value (μF)	Working Voltage; Dimensions: øD x L (mm); Ripple Current: mA/RMS @ 120Hz, 85°C															
	6.3		10		16		25		35		50		63		100	
	øD x L	mA	øD x L	mA	øD x L	mA	øD x L	mA	øD x L	mA	øD x L	mA	øD x L	mA	øD x L	mA
0.1											5 x 12	1.5	5 x 12	3.0	5 x 12	3.0
0.22											5 x 12	3.5	5 x 12	4.5	5 x 12	4.5
0.33											5 x 12	5.0	5 x 12	7.5	5 x 12	7.5
0.47											5 x 12	6.0	5 x 12	9.0	5 x 12	9.0
1											5 x 12	10	5 x 12	15	5 x 12	15
2.2											5 x 12	20	5 x 12	30	5 x 12	30
3.3											5 x 12	30	5 x 12	36	5 x 12	41
4.7											5 x 12	42	5 x 12	44	6.3 x 13	50
6.8											5 x 12	50	6 x 13	55		
10									5 x 12	55	5 x 12	65	6.3 x 13	68	8 x 16	72
22					5 x 12	71	5 x 12	76	6.3 x 13	88	6.3 x 13	96	6.3 x 13	109	8 x 16	133
33			5 x 12	78	5 x 12	88	6.3 x 13	100	6.3 x 13	115	6.3 x 13	126	8 x 13	154	10 x 17	190
47	5 x 12	87	5 x 12	94	6.3 x 13	111	6.3 x 13	119	6.3 x 13	138	8 x 13	174	8 x 16	214	10 x 21	237
100	6.3 x 13	136	6.3 x 13	145	6.3 x 13	174	8 x 13	215	8 x 16	232	10 x 17	296	10 x 21	326	13 x 22	377
220	6.3 x 13	215	6.3 x 13	231	8 x 13	298	8 x 16	319	10 x 17	401	10 x 21	459	13 x 22	527	16 x 27	625
330	8 x 16	305	8 x 16	327	8 x 16	365	10 x 17	454	10 x 21	514	13 x 22	613	13 x 22	675	16 x 33	793
470	8 x 16	364	8 x 16	390	8 x 16	460	10 x 17	524	10 x 21	613	13 x 27	731	13 x 27	780	16 x 37	942
1000	10 x 17	662	10 x 17	671	10 x 21	775	13 x 22	873	13 x 27	955	16 x 33	1111	18 x 37	1249	22 x 43	1359
2200	13 x 22	929	13 x 22	1051	13 x 22	1125	16 x 27	1344	16 x 33	1421	18 x 40	1699	22 x 43	1744		
3300	13 x 27	1150	13 x 27	1288	16 x 27	1454	16 x 33	1611	16 x 37	1640	22 x 43	2027	25 x 52	2309		
4700	13 x 27	1354	16 x 28	1552	16 x 33	1650	18 x 37	1881	22 x 43	2208	25 x 52	2347				
10000	16 x 37	2062	18 x 36	2122	22 x 43	2503	22 x 43	2893								
22000	22 x 43	3097														

Value (μF)	Working Voltage; Dimensions: øD x L (mm); Ripple Current: mA/RMS @ 120Hz, 85°C									
	160		200		250		350		450	
	øD x L	mA	øD x L	mA	øD x L	mA	øD x L	mA	øD x L	mA
1	6.3 x 12	7	6.3 x 16	9	8 x 12	12	8 x 16	13	8 x 16	15
2.2	6.3 x 12	15	8 x 16	16	8 x 12	17	8 x 20	19	10 x 17	23
3.3	8 x 16	21	8 x 16	26	8 x 16	31	8 x 20	33	10 x 21	36
4.7	8 x 16	31	8 x 16	33	8 x 16	38	10 x 21	44	10 x 21	46
10	10 x 17	60	10 x 21	66	10 x 17	72	13 x 22	77	13 x 27	82
22	10 x 21	121	13 x 22	121	13 x 21	126	13 x 32	132	16 x 37	143
33	13 x 22	154	13 x 27	167	16 x 27	178	16 x 33	186	16 x 31	201
47	13 x 27	198	16 x 32	214	16 x 33	241	16 x 42	253	18 x 36	402
100	16 x 33	345	16 x 37	368	18 x 43	391	18 x 40	402	25 x 52	448
220	18 x 42	586	22 x 43	609	22 x 43	632				
330	22 x 43	632								



Mouser Electronics

Authorized Distributor

Click to View Pricing, Inventory, Delivery & Lifecycle Information:

Xicon:

[140-XAL250V4.7-RC](#) [140-XAL63V220-RC](#) [140-XAL25V220-RC](#) [140-XAL50V3300-RC](#) [140-XAL16V220-RC](#) [140-XAL50V220-RC](#) [140-XAL35V220-RC](#) [140-XAL250V3.3-RC](#) [140-XAL250V2.2-RC](#) [140-XAL100V100-RC](#) [140-XAL10V2200-RC](#) [140-XAL250V1.0-RC](#) [140-XAL160V100-RC](#) [140-XAL16V2200-RC](#) [140-XAL10V10000-RC](#) [140-XAL100V47-RC](#) [140-XAL160V47-RC](#) [140-XAL350V47-RC](#) [140-XAL250V47-RC](#) [140-XAL50V4.7-RC](#) [140-XAL450V47-RC](#) [140-XAL35V1000-RC](#) [140-XAL10V100-RC](#) [140-XAL16V100-RC](#) [140-XAL10V3300-RC](#) [140-XAL50V100-RC](#) [140-XAL16V3300-RC](#) [140-XAL35V100-RC](#) [140-XAL63V100-RC](#) [140-XAL50V2200-RC](#) [140-XAL25V100-RC](#) [140-XAL50V3.3-RC](#) [140-XAL25V2200-RC](#) [140-XAL250V100-RC](#) [140-XAL350V2.2-RC](#) [140-XAL16V3.3-RC](#) [140-XAL10V6800-RC](#) [140-XAL100V3.3-RC](#) [140-XAL16V6800-RC](#) [140-XAL160V3.3-RC](#) [140-XAL100V33-RC](#) [140-XAL350V33-RC](#) [140-XAL350V4.7-RC](#) [140-XAL250V33-RC](#) [140-XAL450V33-RC](#) [140-XAL100V1.0-RC-TR](#) [140-XAL100V10-RC-TR](#) [140-XAL100V2.2-RC-TR](#) [140-XAL100V22-RC-TR](#) [140-XAL100V3.3-RC-TR](#) [140-XAL100V33-RC-TR](#) [140-XAL100V4.7-RC-TR](#) [140-XAL100V47-RC-TR](#) [140-XAL10V1000-RC-TR](#) [140-XAL10V330-RC-TR](#) [140-XAL10V470-RC-TR](#) [140-XAL160V1.0-RC-TR](#) [140-XAL160V10-RC-TR](#) [140-XAL160V2.2-RC-TR](#) [140-XAL160V3.3-RC-TR](#) [140-XAL160V4.7-RC-TR](#) [140-XAL16V1000-RC-TR](#) [140-XAL16V220-RC-TR](#) [140-XAL16V330-RC-TR](#) [140-XAL16V470-RC-TR](#) [140-XAL250V1.0-RC-TR](#) [140-XAL250V10-RC-TR](#) [140-XAL250V2.2-RC-TR](#) [140-XAL250V3.3-RC-TR](#) [140-XAL250V4.7-RC-TR](#) [140-XAL25V100-RC-TR](#) [140-XAL25V220-RC-TR](#) [140-XAL25V330-RC-TR](#) [140-XAL25V470-RC-TR](#) [140-XAL350V1.0-RC-TR](#) [140-XAL350V2.2-RC-TR](#) [140-XAL350V3.3-RC-TR](#) [140-XAL350V4.7-RC-TR](#) [140-XAL35V100-RC-TR](#) [140-XAL35V220-RC-TR](#) [140-XAL35V330-RC-TR](#) [140-XAL35V470-RC-TR](#) [140-XAL450V1.0-RC-TR](#) [140-XAL450V2.2-RC-TR](#) [140-XAL450V3.3-RC-TR](#) [140-XAL50V.47-RC-TR](#) [140-XAL50V1.0-RC-TR](#) [140-XAL50V100-RC-TR](#) [140-XAL50V10-RC-TR](#) [140-XAL50V2.2-RC-TR](#) [140-XAL50V220-RC-TR](#) [140-XAL50V22-RC-TR](#) [140-XAL50V3.3-RC-TR](#) [140-XAL50V33-RC-TR](#) [140-XAL50V4.7-RC-TR](#) [140-XAL50V47-RC-TR](#) [140-XAL63V100-RC-TR](#) [140-XAL63V2.2-RC-TR](#) [140-XAL10V680-RC-TR](#) [140-XAL50V6.8-RC-TR](#)