
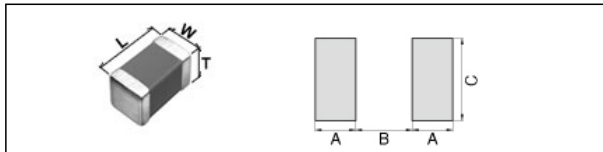


# MLF1608E5R6JT000

Applications	 Commercial Grade
Feature	<div>Multilayer Multilayer</div> <div>Shield Magnetic Shield</div> <div>Ferrite Core Ferrite Core</div>
Series	MLF Series / MLF1608 Type
Status	PROD



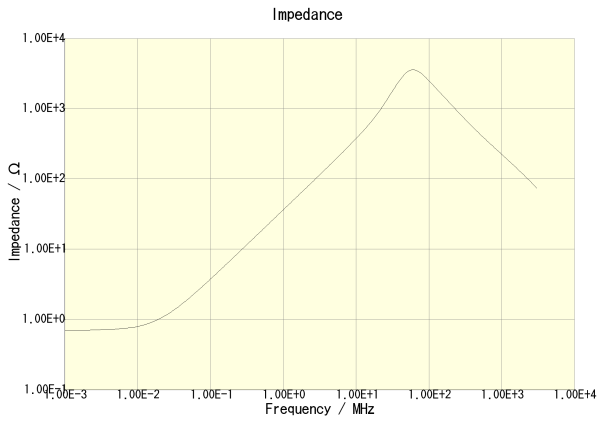
Size	
Length(L)	1.60mm +/-0.15mm
Width(W)	0.80mm +/-0.15mm
Thickness(T)	0.80mm +/-0.15mm
Recommended Land Pattern (A)	0.60mm Nom.
Recommended Land Pattern (B)	0.80mm Nom.
Recommended Land Pattern (C)	0.80mm Nom.

Electrical Characteristics	
Inductance	5.6uH +/-5% at 4MHz
Rated Current	15mA
Self-Resonant Frequency [Min.]	45MHz
Self-Resonant Frequency [Typ.]	70MHz
Q [Min.]	35 at 4MHz
Q [Typ.]	60 at 4MHz
DC Resistance [Nom.]	550mΩ
DC Resistance [Max.]	1.1Ω

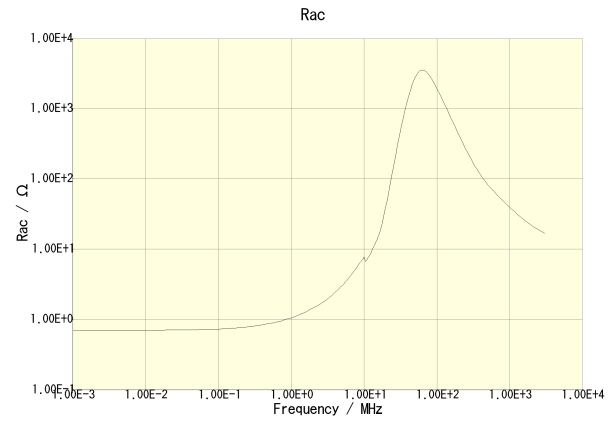
Other	
Operating Temp. Range (Including Self-Temp. Rise)	-55 to 125degC
Soldering Method	Reflow, Iron Soldering
AEC Q200	No
Packing	Punched (Paper)Taping [180mm Reel]
Package Quantity	4000Pcs Min.
Weight	0.004g

# MLF1608E5R6JT000

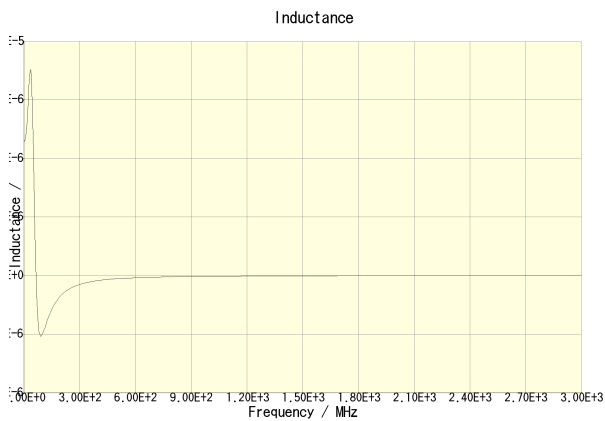
**Characteristic Graphs** (This is reference data, and does not guarantee the product's characteristics.)



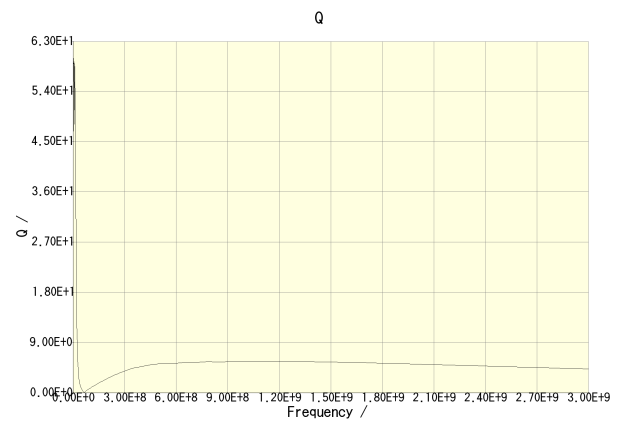
MLF1608E5R6JT000



MLF1608E5R6JT000



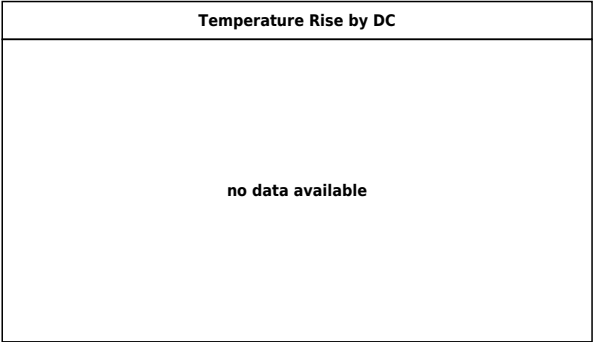

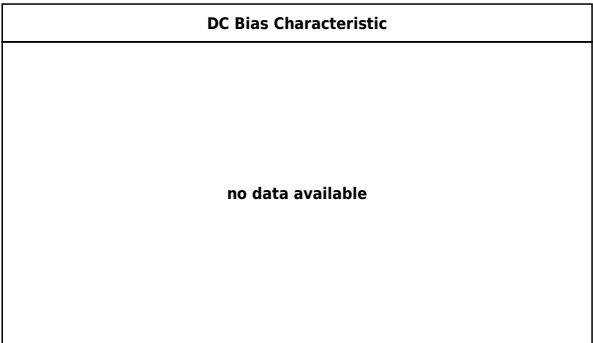
MLF1608E5R6JT000



MLF1608E5R6JT000

# MLF1608E5R6JT000

## Characteristic Graphs (This is reference data, and does not guarantee the product's characteristics.)



•This PDF document was created based on the data listed on the TDK Corporation website.  
•All specifications are subject to change without notice.