THIS COPY IS PROVIDED ON A RESTRICTED BASIS AND IS NOT TO BE USED IN ANY WAY DETRIMENTAL TO THE INTERESTS OF PANDUIT CORP.

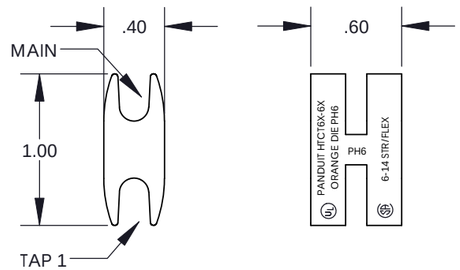

HTCT6X-6X

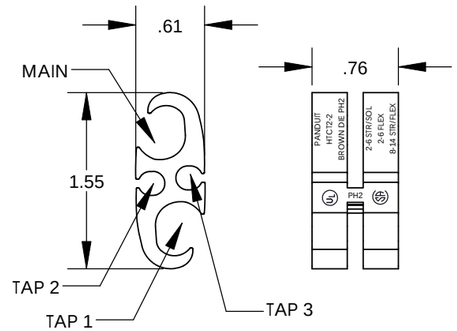

HTCT2-2

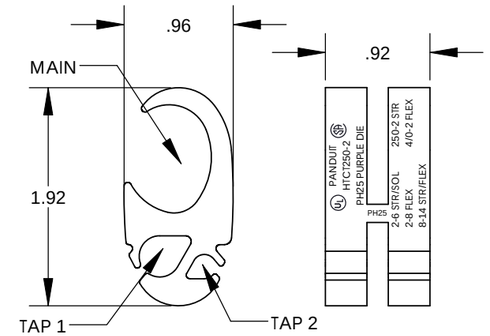

HTCT250-2

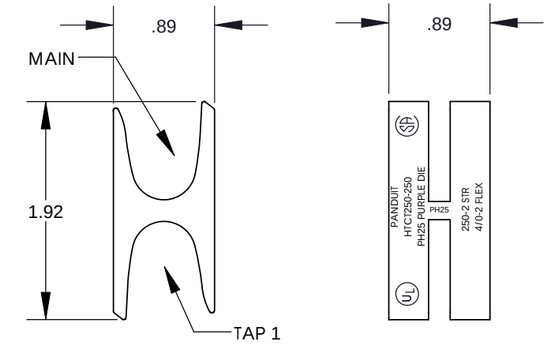

HTCT250-250

								PANDUIT INSTALLATION TOOLS	
H-TAP PART NUMBER	H-TAP & CLEAR COVER KIT PART NUMBER	CONDUCTOR SIZES CODE WIRE (FLEX CABLE)				WIRE STRIP LENGTH	CRIMP DIE COLOR CODE	CT-930 CT-930CH CT-940CH* CT-2930 CT-2931 CT-2940*	CT-920 CT-920CH CT2920
		MAIN	TAP 1	TAP 2	TAP 3			CRIMP DIE NO. / DIE INDEX NO. (# OF CRIMPS = 1)	
HTCT6X-6X-1	HTWC6X-6X-1	6-14 (6-14)	6-14 (6-14)	---	---	11/16"	ORANGE	CD-920H-6 PH6	CD-920H-6 PH6
HTCT2-2-1	HTWC2-2-1	2-6 STR/SOL (2-8)	2-6 STR/SOL (2-8)	8-14 (8-14)	8-14 (8-14)	13/16"	BROWN	CD-920H-2 PH2	CD-920H-2 PH2
HTCT250-2-1	HTWC250-2-1	250-2 (4/0-2	2-6 STR/SOL (2-8)	8-14 (8-14)	---	1"	PURPLE	CD-930H-250 PH25	---
HTCT250-250-1	HTWC250-250-1	250-2 (4/0-2	250-2 (4/0-2	---	---	1"	PURPLE	CD-930H-250 PH25	---

*REQUIRES CD-940-DA ADAPTER

NOTES:

1. MATERIAL: ANNEALED HIGH CONDUCTIVITY COPPER, TIN PLATED
2. FOR USE WITH COPPER OR TIN PLATED COPPER CONDUCTORS ONLY.
3. ACCOMODATES CODE CABLE, SOLID WIRE (WHERE SPECIFIED), FLEX LOCOMOTIVE (DLO), AND FLEX CLASSES G, H, & I
4. ANY SINGLE TAP OR COMBINATION OF TAPS MAY BE USED IN CONJUNCTION WITH MAIN WIRE PORT.
5. UL LISTED AND CSA CERTIFIED FOR APPLICATIONS UP TO 600V. TEMPERATURE RATING 90˚C MAX.
6. FLAME RETARDANT CALBE TIES (UL94 V-0 RATED NYLON WITH L.O.I. = 28MIN.) ARE PROVIDED WITH THE TAPS TO RETAIN THE WIRES IN POSITION FOR CRIMPING.
7. TO ORDER H-TAP WITH INSULATING COVERS SEE PART NUMBERS IN TABLE.
8. H-TAPS AND KITS ARE PACKAGED INDIVIDUALLY. (-1 PACKAGING CODE)

REV	DATE	BY	CHK	DESCRIPTION	ECN	-R	SUP
05	3/11	JHNU	JHNU	REMOVED HTCT8-8 & HTCT6-6, ADDED HTCT6X-6X REVISED WIDTH ON HTCT250-250: .89 WAS .90	N41379BC-C41379	FLD	FLD
04	2/09	JHNU	JHNU	CONVERTED DRAWING TO SOLIDWORKS REMOVED HTCT250-8-1 & HTWC250-8-1 FROM DRAWING			
03	1/05	JHNU	JHNU	ADDED CT-2930 TO THE TABLE			
02	11/04	RGB	RGB	ADDED CT-2931 TO THE TABLE	12276		
01	5/03	RWK	RLS	REMOVED BLACK COVER KIT NUMBERS	10818		
00	4/03	RWK	RLS	DRAWING RELEASED	10794		

PANDUIT CORP. TINLEY PARK, ILLINOIS

H-TAP SERIES
COPPER COMPRESSION SMALL TAPS
CUSTOMER DRAWING

UNLESS OTHERWISE SPECIFIED DIMENSIONAL TOLERANCES ARE:
(.X) ±X (.XXX) ±X
(.XX) ± .03 ANGLES ±X

UNLESS OTHERWISE SPECIFIED, ALL DIMENSIONS ARE GIVEN IN INCHES, THIRD ANGLE PROJECTION

DRAWN BY RWK
MAT'L:
SCALE NONE
DATE 4/03
CHK'D RLS
DRAWING NO / CAD FILE C41379_05
DWG B SIZE