

## Cooling Products

### General Information

### The Need for Environment Control

With wide spread use of micro-electronics in today's control systems, temperature management takes on a new priority in order to ensure steady and reliable performance. The maintenance of a correct operating temperature may combine both cooling and/ or heating inside an enclosure which can protect against costly down time and system failures.

### General Selection Considerations

#### Cooling

Conditions	Solution	Advantages	Disadvantages
Maximum desired enclosure temperature is 10°F or 5°C above maximum outside ambient.	Oversize the enclosure.	Easy to implement, no maintenance. Maintains NEMA rating of the enclosure.	Dissipates small amount of heat. Larger enclosure size takes up more space.
	Install ventilation louvers.	Economical solution, very little maintenance, easy to implement.	Dissipates limited amount of heat. Dirt, oil or fluids could enter the enclosure. NEMA rating is affected.
	Install filter fans.	Less expensive than air/refrigeration systems. Relatively high amount of heat removed, some temperature control by using thermostats.	Must maintain filters. NEMA rating can be affected. Limited use in hostile environments such as chemical applications.
	Use an air/air heat exchanger.	Easy to install, small power consumption, temperature control via thermostat. Maintains NEMA rating of the enclosure.	Must maintain filters.
Maximum desired enclosure temperature lower than maximum outside ambient.	Use an air conditioner.	Easy to install. Temperature control via factory installed thermostat. Removes large amounts of heat. Maintains NEMA rating of enclosure, dehumidifies enclosure air.	Must maintain filter. Generally not to be used when outside temperature is below 59°F (15°) or above 130°F (52°C).

#### Circulation

Conditions	Solution	Advantages	Disadvantages
Localized heat or 'hot spots'.	Install circulation fans in the enclosure.	Economical solution, no maintenance, easy to install. Maintains NEMA rating of the enclosure.	Dissipates small amount of heat.

#### Heating

Conditions	Solution	Advantages	Disadvantages
Outside temperature is below minimum allowable equipment operation range.	Heat with radiant heater.	Economical power consumption. Reliable, can be temperature controlled.	Consumes energy, takes up internal panel space.
Condensation occurs.	Heat with radiant heater to maintain temperature above the dewpoint.	Economical power consumption. Reliable, humidity can be controlled.	Consumes energy, takes up internal panel space.

## Cooling Products


### Sizing an Air Conditioner

### Sizing an Air Conditioner

The proper selection of an air conditioner is determined by the following steps:

- Step 1) Internal heat load quoted as Watts that must be dissipated.
- Step 2) The exposed surface area of the enclosure.
- Step 3) Temperature differential required between maximum inside temperature and maximum outside ambient.
- Step 4) Final calculation of the above.

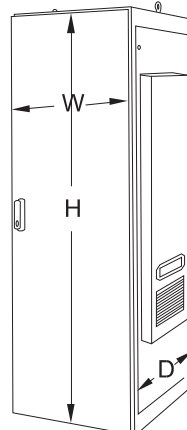
#### Step One



$$1 \text{ Watt} = 3.413 \text{ BTU/H}$$

Determine the internal heat load (in Watts) that must be dissipated.

#### Step Two



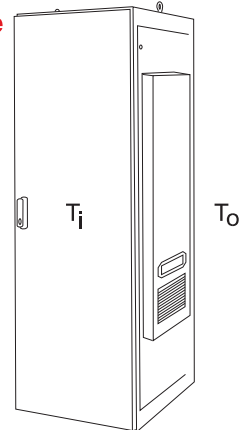
$$1 \text{ m}^2 = 10.76 \text{ ft}^2$$

Calculate the exposed surface area of the enclosure:

$$\frac{2(h'' \times w'') + 2(h'' \times d'') + (w'' \times d'')}{144} = \text{Area (ft}^2\text{)}$$

(Example for freestanding enclosure)

#### Step Three



$$1^\circ\text{C or } 1^\circ\text{K} \Delta T = 1.8^\circ\text{F} \Delta T$$

Determine the temperature differential by subtracting the maximum allowable temperature inside the enclosure ( $T_i$ ) from the maximum ambient temperature outside the enclosure ( $T_o$ ).

$$T_o - T_i = \Delta T$$

#### Step Four

$$(\text{Watts} \times 3.413)$$

+

$$[1.25 \times \text{Area ft}^2$$

X

$$\Delta T (^\circ\text{F})] = \text{BTU/H}$$

Capacity Required  
BTU/H. Capacity Rating.

Climate Control

The DTS/DTT offering is available in the most popular selection of cooling capacities, sizes, voltages and mounting configurations. Available capacities range from 1,200 to 24,000 BTU/H in both side mounting and top mounting models. All models use powerful radial fans for maximum air circulation inside the enclosure in ambient temperatures of 125°F (+52°C). Models from 2,000 BTU/H capacity are equipped with thermal expansion valves for optimal use of the evaporator heat exchange surface under all operating conditions. For additional protection of the compressor motor, these valves are supplied as standard with Maximum Operating Pressure control devices (MOP). For energy conservation, the use of hot gas bypass valves is limited to the unloaded starting and control of large compressors from 8,000 BTU/H upwards. All air conditioners were developed, designed and subject to final inspections in accordance with international standards.

## Side Mounting DTS Series

### 1200 BTU/H



### Description

- Designed for side mounting where hot spot cooling or low capacity cooling is required.
- Compact design uses minimal surface area.
- Closed loop cooling ensures air is recirculated without ever mixing with contaminated ambient air.

### Standards

- Maintains NEMA 12 rating
- IP 54
- UR, cUR and CE

### Features

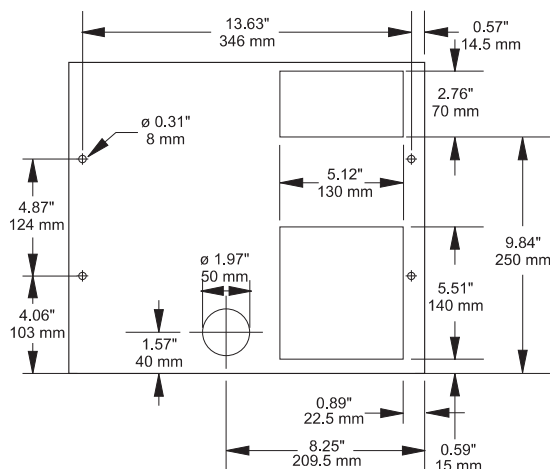
- R134a refrigerant.
- Thermostat control.
- Continuous air circulation from high capacity fans.

- EMI/RFI suppression meets CE.
- Line cord with plug (115 V).
- Washable filter mat protected within an easily removable grill.
- Gasket, mounting kit and template for enclosure cutout and drilling are included.
- Condensate drain hose and clamp provided.
- Exterior case easily removable for field service.
- Q Mount allows unit to hang in place for easy installation.

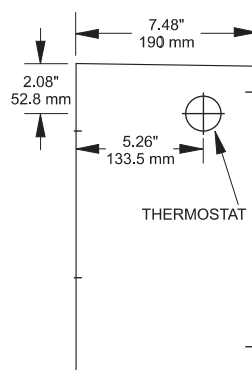
### Accessories

- Gaskets...see page 456

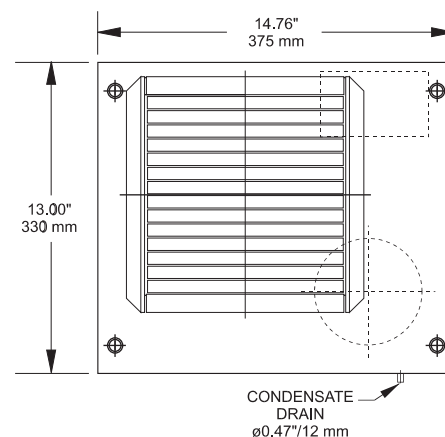
Climate Control



**Drilling Template**



**Right Side View**



**Front View**

Part Number	Ship Wt. lbs
<b>DTS1200A115LG</b>	42
<b>DTS1200A230LG</b>	42

### Technical Data

Electrical Data	DTS1200A115LG	DTS1200A230LG
Rated Voltage	115 V 60 Hz 110 V 50 Hz	230 V 50/60 Hz
Range of Operation	103-127 V	207-253 V
Power Consumption	200 W	200 W
Running Amps	2.2 A	1.3 A
Starting Current	15.7 A	9.5 A
Line Cord	With plug	Without plug

### Refrigeration Data

Rated Capacity	1,200 BTU/H (350 Watts)
Type of Refrigerant	R134a
Adjustable Control Range	+77...+131 F / +25...+45 C Factory Setting +95 F (+35 C)
Max. Ambient Air Temp.	+125°F (+52°C)
Min. Ambient Air Temp.	+46°F (+8°C)
Air Capacity (unrestricted)	Internal Circulation 106 CFM External Circulation 230 CFM
Condensate Discharge	Direct via tube
Filter Mat	150 g/m²
Db Noise Level	≤ 62 dB(A)
Unit Weight	40 lbs (18 kg)
Exterior Case	Galvanized sheet steel
Finish	RAL7035 light grey finish
NEMA Rating	Enclosures IP 54/NEMA 12

Technical references and CAD downloads available at [www.hammondmfg.com](http://www.hammondmfg.com)

All dimensions in inches unless specified otherwise

## Side Mounting DTS Series

### 2000 BTU/H



### Description

- Compact design for side mounting on any enclosure surface where hot spot cooling or low capacity cooling is required.
- Closed loop cooling ensures clean enclosure air is recirculated without ever mixing with contaminated ambient air.

### Standards

- Maintains NEMA 12 rating
- IP 54
- UR, cUR and CE

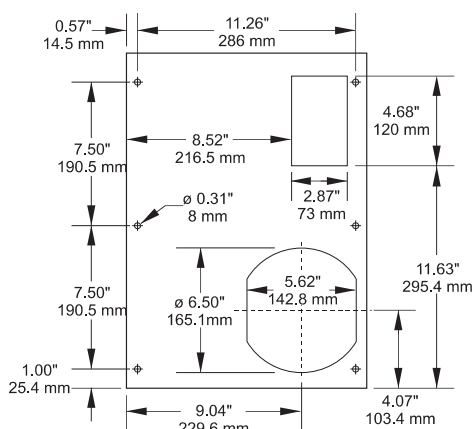
### Features

- R134a refrigerant.
- Thermostat control.
- Line cord with plug (115 V).
- Washable filter mat protected within an easily removable grill.

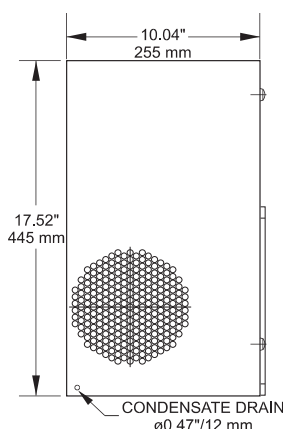
- Expansion valve permits increased efficiency through improved evaporator heat transfer and less frequent compressor operation.
- Built in condensate evaporator.
- Continuous air circulation from high capacity fans.
- EMI/RFI suppression meets CE.
- Gasket, mounting kit and template for cutout and drilling are included.
- Condensate drain hose and clamp.
- Exterior case easily removable for field service.
- Q Mount allows unit to hang in place for easy installation.

### Accessories

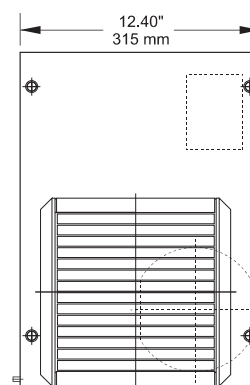
- Gaskets...see page 456



**Drilling Template**



**Left Side View**



**Front View**

Climate Control

Part Number	Ship Wt. lbs
<b>DTS2000A115LG</b>	54
<b>DTS2000A230LG</b>	54

### Technical Data

Electrical Data	DTS2000A115LG	DTS2000A230LG
Rated Voltage	115 V 60 Hz	230 V 50/60 Hz
	110 V 50 Hz	
Range of Operation	103-127 V	207-253 V
Power Consumption	270 W	230 W
Running Amps	2.9 A	1.3 A
Starting Current	13.8 A	7.4 A
Line Cord	With plug	Without plug

### Refrigeration Data

Rated Capacity	2,000 BTU/H (580 Watts)
Type of Refrigerant	R134a
Adjustable Control Range	+77...+131 F / +25...+45 C
	Factory Setting +95 F (+35 C)
Max. Ambient Air Temp.	+125°F (+52°C)
Min. Ambient Air Temp.	+46°F (+8°C)
Air Capacity (unrestricted)	Internal Circulation 230 CFM
	External Circulation 230 CFM
Condensate Discharge	Condensate evaporator
Filter Mat	150 g/m <sup>2</sup>
Db Noise Level	≤ 62 dB(A)
Unit Weight	51 lbs (23 kg)
Exterior Case	Galvanized sheet steel
Finish	RAL7035 light grey finish
NEMA Rating	Enclosures IP 54/NEMA 12

Technical references and CAD downloads available at [www.hammondmfg.com](http://www.hammondmfg.com)

All dimensions in inches unless specified otherwise

**Quality Products. Service Excellence.**

## Side Mounting DTS Series

### 2500 BTU/H



### Description

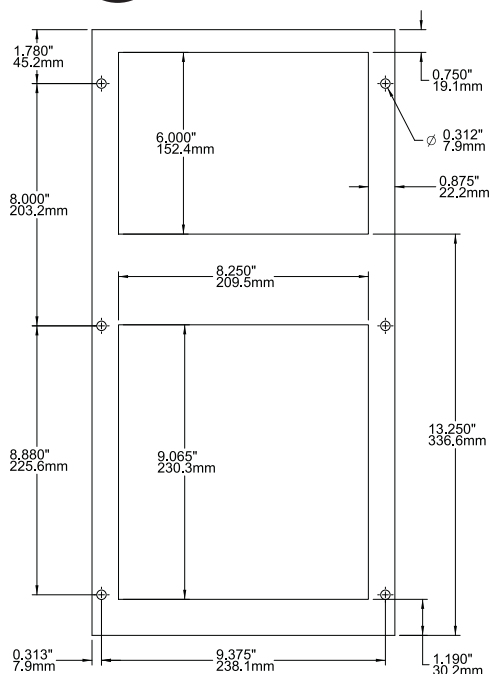
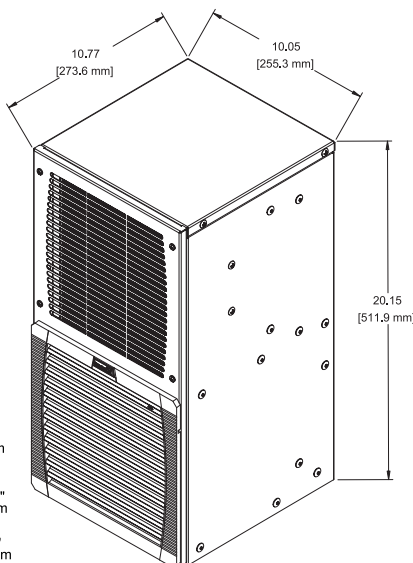
- Compact design for side mounting on any enclosure surface where hot spot or low capacity cooling is required.
- Closed loop cooling ensures clean enclosure air is recirculated without ever mixing with contaminated ambient air.

### Standards

- Maintains enclosure's NEMA 12 rating
- IP 54
- UL, cUL and CE

### Features

- R134a refrigerant.
- Thermostat control accessible from inside enclosure.
- Expansion valve increases efficiency with improved evaporator heat transfer and less frequent compressor operation.
- Direct condensate discharge via drain hose.
- Continuous air circulation from high capacity fans.
- EMI/RFI suppression meets CE.
- Self-diagnostics on startup.
- Fault indication via LED light.
- Door contact for power down when enclosure door is opened.
- Gasket, mounting kit and template for cutout and drilling are included.
- Condensate drain hose and clamp
- Q Mount allows unit to hang in place for easy installation.



### Drilling Template

#### Technical Data

Electrical Data	DTS3041A115LG	DTS3041A230LG
Rated Voltage	115v 60 Hz	230v 50/60 Hz
	110v 50 Hz	
Range of Operation	103-127v	207-253v
Power Consumption	690 W	663 W
Running Amps	6.0 A	4.1 A
Starting Current	28 A	10.4 A
Line Cord	With Plug	With Plug

### Accessories

- Gaskets...see page 456
- Remote door switch...see page 452

Part Number	Ship Wt. lbs
DTS3041A115LG	56
DTS3041A230LG	56

#### Refrigeration Data

Rated Capacity	2500 BTU/H (585 Watts)
Type of Refrigerant	R134a
Adjustable Control Range	+77...+131 F / +25...+45 C Factory Setting +95 F (+35 C)
Max. Ambient Air Temp.	+131°F (+55°C)
Min. Ambient Air Temp.	+59°F (+15°C)
Air Capacity (unrestricted)	Internal Circulation 191 CFM External Circulation 88 CFM
Condensate Discharge	Condensate Drain
Filter Mat	Filterless
Db Noise Level	≤ 64 dB(A)
Unit Weight	51 lbs (23 kg)
Exterior Case	Galvanized sheet steel
Finish	RAL7035 light grey finish
NEMA Rating	Enclosures IP 54/NEMA 12

Technical references and CAD downloads available at [www.hammondmfg.com](http://www.hammondmfg.com)

All dimensions in inches unless specified otherwise

## Side Mounting DTS Series

3500 BTU/H

### Description

- Narrow design for side mounting on any enclosure surface where hot spot or low capacity cooling is required.
- Closed loop cooling ensures clean enclosure air is recirculated without ever mixing with contaminated ambient air.

### Standards

- Maintains NEMA 12 rating
- IP 54
- UL, cUL and CE

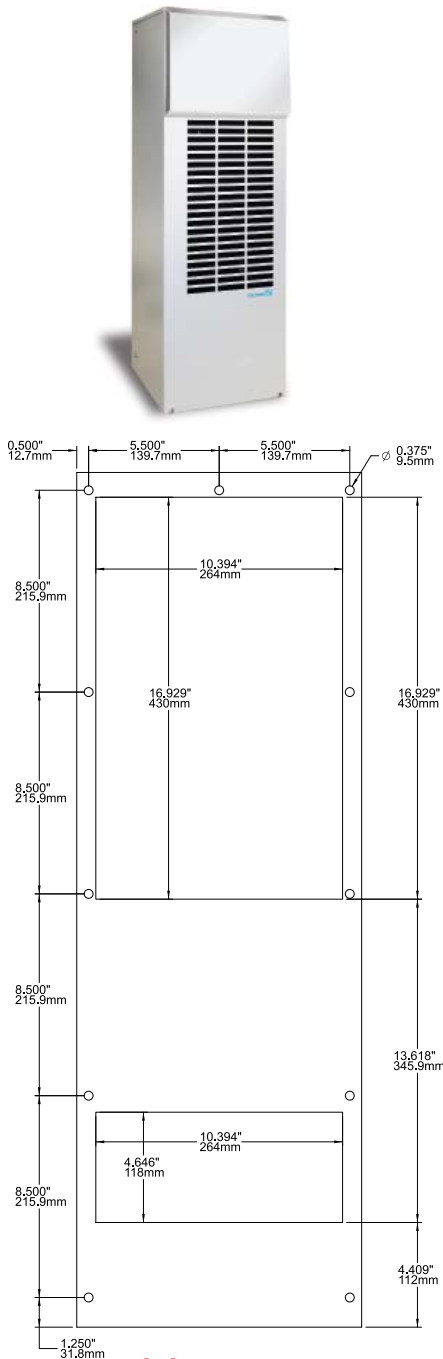
### Features

- R134a refrigerant.
- Thermostat control accessible from inside enclosure.
- Expansion valve increases efficiency with improved evaporator heat transfer and less frequent compressor operation.
- Built in condensor/evaporator
- Continuous air circulation from high capacity fans.
- EMI/RFI suppression meets CE.
- Self-diagnostics on startup.
- Fault indication via LED light.
- Door contact for power down when enclosure door is opened.
- Gasket, mounting kit and template for cutout and drilling are included.
- Condensate drain hose and clamp
- Q Mount allows unit to hang in place for easy installation.

### Accessories

- Gaskets...see page 456
- Remote door switch...see page 452

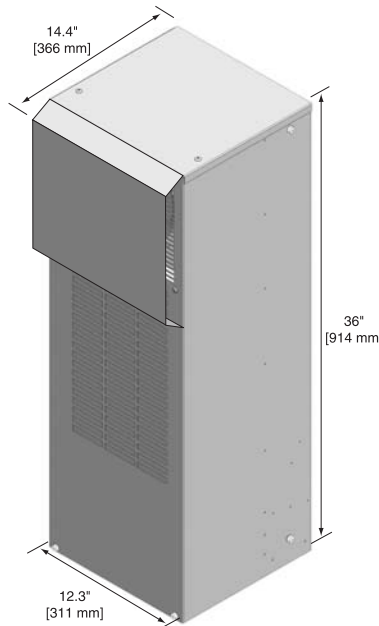
Climate Control



### Drilling Template

#### Technical Data

Electrical Data	DTS3141SLA115LG	DTS3141SLA230LG
Rated Voltage	115 V 60 Hz	230 V 50/60 Hz
Range of Operation	103 -127 V	198-252 V
Power Consumption	917 W	890 W
Running Amps	8.5 A	4.0 A
Starting Current	28 A	14.8 A
Line Cord	Terminal Block	Terminal Block



Part Number	Ship Wt. lbs
DTS3141SLA115LG	113
DTS3141SLA230LG	113

Refrigeration Data	
Rated Capacity	3500-5000 BTU/H (1026-1466 Watts)
Type of Refrigerant	R134a
Adjustable Control Range	+ 59...+ 131 / + 15...+ 45C Factory setting +95 F (+35C)
Max Ambient Air Temp	+131 F (+55 C)
Min Ambient Air Temp	+59 F +15 C
Air Capacity (unrestricted)	Internal Circulation 341 CFM External Circulation 706 CFM
Condensate Discharge	Condensate Evaporator
Filter Mat	Filterless
Db Noise Level	<70 dB (A)
Unit Weight	108 lbs (49 kg)
Exterior Case	Galvanized Sheet Steel
Finish	RAL7035 light gray finish
Nema Rating	Enclosures IP 54/Nema 12

Technical references and CAD downloads available at [www.hammondmfg.com](http://www.hammondmfg.com)

All dimensions in inches unless specified otherwise

**Quality Products. Service Excellence.**



## Side Mounting DTS Series

### 4000 & 7500 BTU/H



7500 BTU/H unit shown



### Description

- Designed for side mounting on any enclosure surface where high capacity system cooling is required.
- Closed loop cooling ensures clean enclosure air is recirculated without ever mixing with contaminated ambient air.
- Optimum air circulation with maximum clearance distance between warm inlet and cold outlet for reduced hot spot locations.

### Standards

- Maintains enclosure's NEMA 12 rating
- IP 54
- UL, cUL and CE

### Features

- R134a refrigerant.
- Thermostat control accessible from inside enclosure.
- Hot gas bypass valve prevents evaporator freeze up while minimizing heavy inrush currents on large BTU/H units.
- Built in condensate evaporator.
- Continuous air circulation from high capacity fans.
- EMI/RFI suppression meets CE.
- Self-diagnostics on startup.
- Fault indication via LED light.
- Provision for door contact allowing power down when enclosure door is opened.
- Gasket, mounting kit and template for enclosure cutout and drilling are included.
- Condensate drain hose and clamp provided.
- Q Mount allows unit to hang in place for easy installation.

### Accessories

- Gaskets...*see page 456*
- Remote door switch...*see page 452*

### Technical Data

Part Number	Ship Wt. lbs.
<b>DTS3141A115LG</b>	99
<b>DTS3141A230LG</b>	99
<b>DTS3241A115LG</b>	127
<b>DTS3241A230LG</b>	127

Electrical Data	DTS3141A115LG DTS3141A230LG	DTS3241A115LG DTS3241A230LG
Rated Voltage	115 V 60 Hz/ 230 V 50/60 Hz	115 V 60 Hz/ 230 V 50/60 Hz
Range of Operation	103-127 V/198-252 V	103-127 V/198-252 V
Power Consumption	712 W/712 W	1400 W/1400 W
Running Amps	7.2 A/4.2 A	14.6 A/6.3 A
Starting Current	28.0 A/14.8 A	26.8 A/16.5 A
Line Cord	Terminal Block	Terminal Block

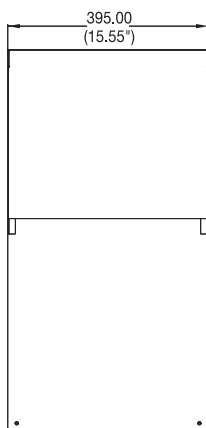
Technical references and CAD downloads available at [www.hammondmfg.com](http://www.hammondmfg.com)

All dimensions in inches unless specified otherwise

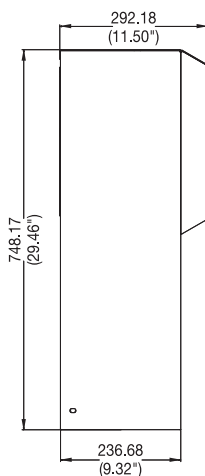
## Side Mounting DTS Series

### 4000 & 7500 BTU/H

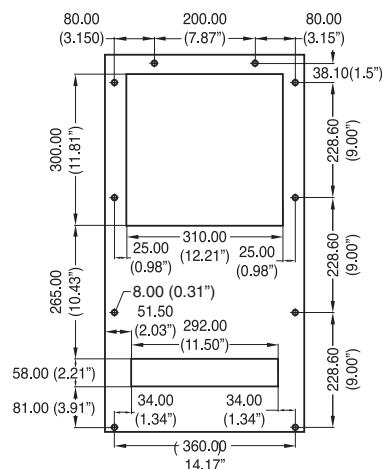
#### DTS 3141



**Front View**

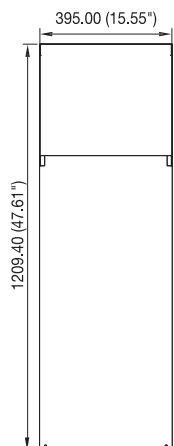


**Side View**




**Drilling Template**

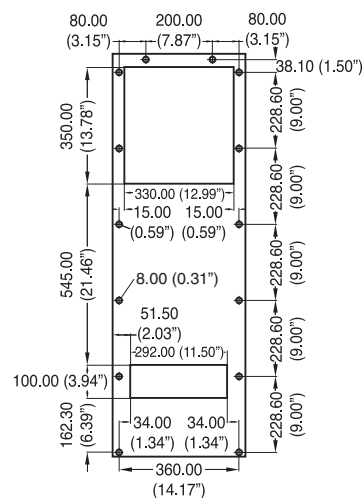
#### DTS 3241



**Front View**



**Side View**



**Drilling Template**

Climate Control

Refrigeration Data	DTS3141A115/ 230LG	DTS3241A115/ A230LG
Rated Capacity	4,000 BTU/H (1,172 Watts)	7,500 BTU/H (2,197 Watts)
Type of Refrigerant	R134a	R134a
Adjustable Control Range	+ 59...+ 131 / + 15...+ 45C Factory setting +95 F (+35C)	+ 59...+ 131 / + 15...+ 45C Factory setting +95 F (+35C)
Max. Ambient Air Temp.	+125°F (+52°C)	+125°F (+52°C)
Min. Ambient Air Temp.	+46°F (+8°C)	+46°F (+8°C)
Air Capacity (unrestricted)	Internal Circulation 350 CFM External Circulation 350 CFM	Internal Circulation 580 CFM External Circulation 580 CFM
Condensate Discharge	Condensate Evaporator	Condensate Evaporator
Filter Mat	Filterless	Filterless
Db Noise Level	≤ 70 dB(A)	≤ 73 dB(A)
Unit Weight	80 lbs (36 kg)	101 lbs (46 kg)
Exterior Case	Galvanized sheet steel	Galvanized sheet steel
Finish	RAL7035 Light Grey powder finish	RAL7035 Light Grey powder finish
NEMA Rating	Enclosures IP 54/NEMA 12	Enclosures IP 54/NEMA 12

Technical references and CAD downloads available at [www.hammondmfg.com](http://www.hammondmfg.com)

All dimensions in inches unless specified otherwise

**Quality Products. Service Excellence.**



## Side Mounting DTS Series

5000 - 7000 & 9000 - 12000 BTU/H



### Description

- Designed for side mounting on any enclosure surface where high capacity system cooling is required.
- Closed loop cooling ensures clean enclosure air is recirculated without ever mixing with contaminated ambient air.
- Optimum air circulation with maximum clearance distance between warm inlet and cold outlet for reduced hot spot locations.
- Condensor with 3 mm fin spacing, highly effective protection against strongly contaminated and aggressive ambient air

### Features

- R134a refrigerant.
- Thermostat control accessible from inside enclosure.
- Hot gas bypass valve prevents evaporator freeze up while minimizing heavy inrush currents on large BTU/H units.
- Built in condensate evaporator.
- Continuous air circulation from high capacity fans.
- EMI/RFI suppression meets CE.
- Self-diagnostics on startup.
- Fault indication via LED light.
- Provision for door contact allowing power down when enclosure door is opened.
- Gasket, mounting kit and template for enclosure cutout and drilling are included.
- Condensate drain hose and clamp provided.
- Q Mount allows unit to hang in place for easy installation.

### Standards

- Maintains enclosure's NEMA 12 rating
- IP 54
- UL, cUL and CE

Part Number	Ship Wt. lbs.
<b>DTS3145A115LG</b>	113
<b>DTS3145A230LG</b>	113
<b>DTS3245A115LG</b>	155
<b>DTS3245A230LG</b>	155

### Technical Data

Electrical Data	DTS3145A115LG DTS3145A230LG	DTS3245A115LG DTS3245A230LG
Rated Voltage	115 V 60 Hz 230 V 50/60 Hz	115 V 60 Hz 230 V 50/60 Hz
Range of Operation	103-127 V / 198-252 V	103-127 V / 198-252 V
Power Consumption	1000 W / 1020 W	1600 W / 1600 W
Running Amps	8.5 A / 4.5 A	13 A / 6.5 A
Starting Current	48 A / 26 A	57 A / 30 A
Line Cord	Terminal Block	Terminal Block

### Accessories

- Gaskets...see page **456**
- Remote door switch...see page **452**

Refrigeration Data	DTS3145A115/ 230LG	DTS3245A115/ 230LG
Rated Capacity	5000-7000 BTU/H (1466-2052 Watts)	9000-12000 BTU/H (2639-3519 Watts)
Type of Refrigerant	134a	134a
Adjustable Control Range	+ 77...+ 131 / + 25...+ 45C Factory setting +95 F (+35C)	+ 77...+ 131 / + 25...+ 45C Factory setting +95 F (+35C)
Max. Ambient Air Temp	+131 F (+55 C)	+131 F (+55 C)
Min. Ambient Air Temp	+59 F (+15 C)	+59 F (+15 C)
Air Capacity (unrestricted)	Internal Circulation 365/341 CFM External Circulation 765/706 CFM	Internal Circulation External Circulation
Condensate Discharge	Condensate Evaporator	Condensate Evaporator
Filter Mat	Filterless	Filterless
Db Noise Level	<70 dB(A)	<73 dB(A)
Unit Weight	108 lbs	150 lbs
Exterior Case	Galvanized Sheet Steel	Galvanized Sheet Steel
Finish	RAL7035 Light Grey Powder Finish	RAL7035 Light Grey Powder Finish
Nema Rating	Enclosures IP 54 / Nema 12	Enclosures IP 54 / Nema 12

Technical references and CAD downloads available at [www.hammondmfg.com](http://www.hammondmfg.com)

All dimensions in inches unless specified otherwise

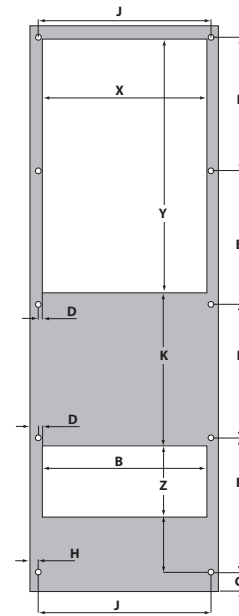
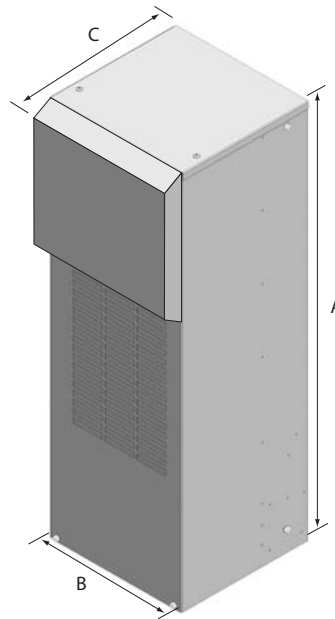
**Quality Products. Service Excellence.**

## Side Mounting DTS Series

5000 - 7000 & 9000 - 12000 BTU/H

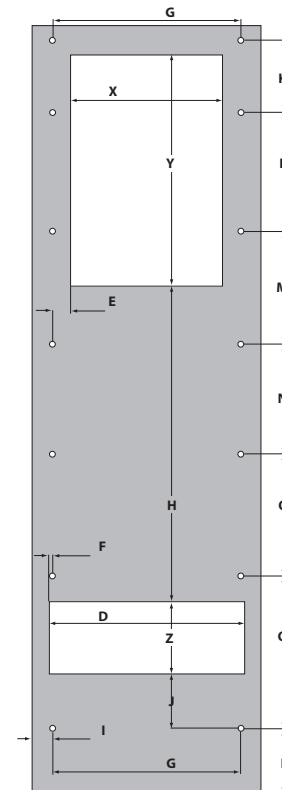
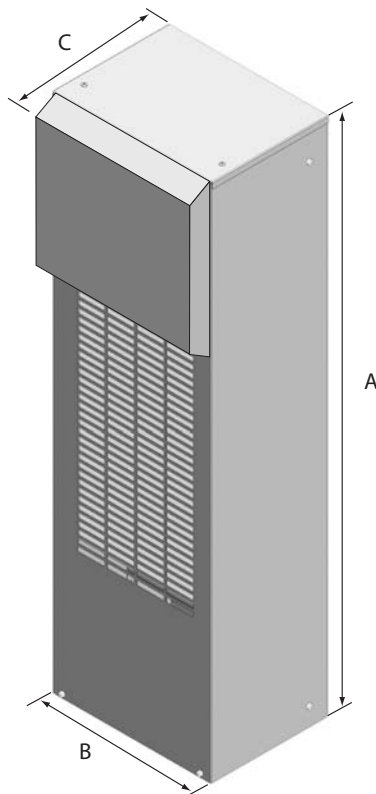
### DTS 3145

Dimension	inches (mm)
A	36 (914)
B	12.25 (311)
C	14.4 (367)
D	0.3 (8)
E	8.5 (216)
F	8.5 (216)
G	1.3 (32)
H	0.5 (13)
I	3.2 (80)
J	11 (279)
K	9 (228)
X	10.4 (264)
Y	17 (430)
Z	4.7 (118)
Mounting holes Ø 10 mm	
For exact cutout information reference drilling template at <a href="http://pfannenbergsusa.com">pfannenbergsusa.com</a>	



### DTS 3245

Dimension	inches (mm)
A	53 (1347)
B	16 (406)
C	14.4 (367)
D	13.7 (348)
E	0.98 (25)
F	0.35 (9)
G	13 (330)
H	21.1 (537)
I	1.4 (35)
J	3.6 (92)
K	5.0 (126)
L	8.2 (209)
M	7.8 (198)
N	7.6 (192)
O	8.4 (214)
P	4.5 (114)
Q	10.5 (267)
X	11 (280)
Y	16.8 (427)
Z	5.3 (135)
Mounting holes Ø 8 mm	
For exact cutout information reference drilling template at <a href="http://pfannenbergsusa.com">pfannenbergsusa.com</a>	



## Top Mounting DTT Series

### 1200 - 14000 BTU/H



### Description

- Designed for top mounting where space limitations do not allow side mounting on the enclosure surface.
- Closed loop cooling ensures clean enclosure air is recirculated without ever mixing with contaminated ambient air.
- Excellent security level due to patented condensate management system, which prevents condensate from penetrating the enclosure.
- High reliability and long maintenance intervals
- Quick release mounting frame

### Features

- R134a refrigerant.
- Thermostat control accessible from inside enclosure.
- Hot gas bypass valve prevents evaporator freeze up while minimizing heavy inrush currents on large BTU/H units.
- Built in condensate evaporator.
- Continuous air circulation from high capacity fans.
- EMI/RFI suppression meets CE.
- Self-diagnostics on startup.
- Fault indication via LED light.
- Provision for door contact allowing power down when enclosure door is opened.
- Gasket, mounting kit and template for enclosure cutout and drilling are included.
- Condensate drain hose and clamp provided.

### Standards

- Maintains NEMA 12 rating
- IP 54
- UR, cUR and CE

### Accessories

- Remote door switch...see page **452**
- Quick installation frame  
...see next page

**Climate Control**

	DTT6101A115LG	DTT6101A230LG	DTT6201A115LG	DTT6201A230LG	DTT6201A460LG
Cooling Capacity (BTU)	1700	1700	3500	3500	3500
Rated Voltage +/- 10%	115	230	115	230	400/460
Frequency	50/60 Hz	50/60 Hz	50/60 Hz	50/60 Hz	50/60 Hz
Power Consumption (W)	569	458/532	877	663/805	706/845
Running Amps	5.2	2.2/2.4	8.05	3.39/3.83	1.5/1.8
Starting Current (A)	23			8.5/9.3	

	DTT6301A115LG	DTT6301A230LG	DTT6301A460LG	DTT6401A115LG	DTT6401A230LG	DTT6401A460LG
Cooling Capacity (BTU)	5100	5100	5100	6800	6800	6800
Rated Voltage +/- 10%	115	230	400/460	115	230	400/460
Frequency	50/60 Hz	50/60 Hz	50/60 Hz	50/60 Hz	50/60 Hz	50/60 Hz
Power Consumption (W)	1027	980/1140	962/1150	1894	1049/1275	1300/1598
Running Amps	10.8	6.3/6.4	3.1/3.2	15.5	5.1/5.5	2.3/2.4
Starting Current (A)	32	19.7	9.8	34	16.8	10/12

	DTT6601A460LG	DTT6801A460LG
Cooling Capacity (BTU)	10,000	13,600
Rated Voltage +/- 10%	400/460	400/460
Frequency	50/60 Hz	50/60 Hz
Power Consumption (W)	1700/2100	1618/2050
Running Amps	2.45/2.49	3.4/3.5
Starting Current (A)	8.9/9.9	17.1/19.5

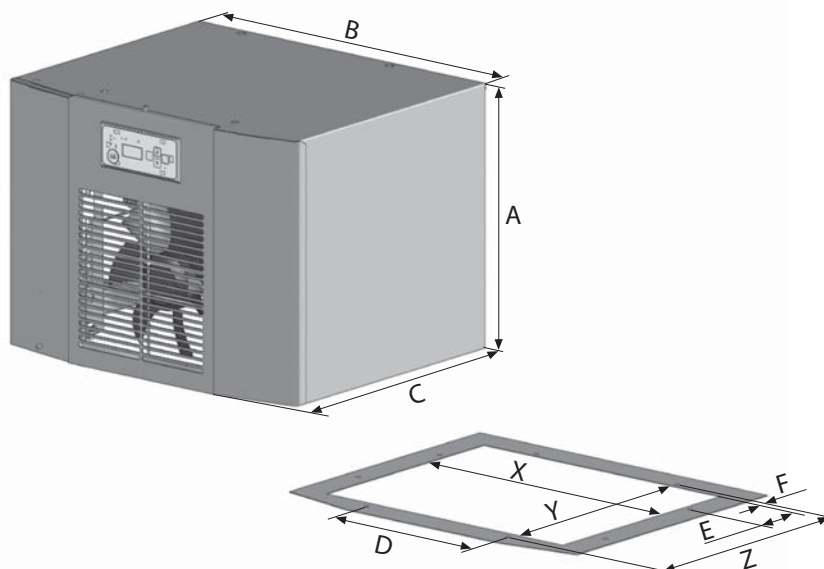
All Models	
Electrical Connection	Terminal Block with Plug
Min/Max Ambient Temp	+59...+131 F / +15...+55 C
Exterior Case	Galvanized Sheet Steel Color RAL 7035 Powder Finish

Technical references and CAD downloads available at [www.hammondmfg.com](http://www.hammondmfg.com)

All dimensions in inches unless specified otherwise

## Top Mounting DTT Series

1200 - 14000 BTU/H



Part Number	A	B	C	D	E	F	X	Y	Z	Ship Wt. Lbs.
DTT6101A115LG	17.0 (434)	23.4 (595)	15.6 (395)	11.5 (292)	3.3 (85)	.55 (14)	18.7 (475)	10.2 (270)	11.9 (303)	80
DTT6101A230LG	17.0 (434)	23.4 (595)	15.6 (395)	11.5 (292)	3.3 (85)	.55 (14)	18.7 (475)	10.2 (270)	11.9 (303)	80
DTT6201A115LG	17.0 (434)	23.4 (595)	15.6 (395)	11.5 (292)	3.3 (85)	.55 (14)	18.7 (475)	10.2 (270)	11.9 (303)	85
DTT6201A230LG	17.0 (434)	23.4 (595)	15.6 (395)	11.5 (292)	3.3 (85)	.55 (14)	18.7 (475)	10.2 (270)	11.9 (303)	85
DTT6201A460LG	17.0 (434)	23.4 (595)	15.6 (395)	11.5 (292)	3.3 (85)	.55 (14)	18.7 (475)	10.2 (270)	11.9 (303)	99
DTT6301A115LG	17.1 (435)	23.4 (595)	19.5 (495)	11.5 (292)	10.1 (256)	.45 (11.5)	19.5 (495)	15.6 (395)	16.5 (418)	97
DTT6301A230LG	17.1 (435)	23.4 (595)	19.5 (495)	11.5 (292)	10.1 (256)	.45 (11.5)	19.5 (495)	15.6 (395)	16.5 (418)	109
DTT6301A460LG	17.1 (435)	23.4 (595)	19.5 (495)	11.5 (292)	10.1 (256)	.45 (11.5)	19.5 (495)	15.6 (395)	16.5 (418)	122
DTT6401A115LG	17.1 (435)	23.4 (595)	19.5 (495)	11.5 (292)	10.1 (256)	.45 (11.5)	19.5 (495)	15.6 (395)	16.5 (418)	107
DTT6401A230LG	17.1 (435)	23.4 (595)	19.5 (495)	11.5 (292)	10.1 (256)	.45 (11.5)	19.5 (495)	15.6 (395)	16.5 (418)	111
DTT6401A460LG	17.1 (435)	23.4 (595)	19.5 (495)	11.5 (292)	10.1 (256)	.45 (11.5)	19.5 (495)	15.6 (395)	16.5 (418)	123
DTT6601A460LG	19.1 (485)	31.3 (795)	22.6 (575)	13.4 (340)	7.9 (200)	.55 (14)	27.2 (692)	15.4 (392)	16.5 (420)	182
DTT6801A460LG	19.1 (485)	31.3 (795)	22.6 (575)	13.4 (340)	7.9 (200)	.55 (14)	27.2 (692)	15.4 (392)	16.5 (420)	187

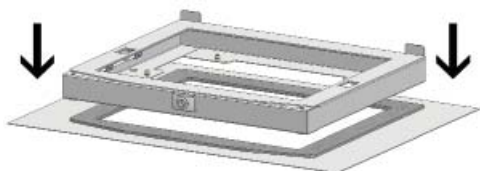
Mounting holes Ø 8 mm

For exact cutout information reference drilling template.

### Quick Installation Frame

- Simple install and removal of AC for transport
- Maintains NEMA 12 Seal & Enclosure

Frame Part Number	Use with Models	Ship Wt. (lbs)
DTT61016202LG	DTT 6101 / DTT6201	14
DTT63016401LG	DTT 6301 / DTT 6401	14
DTT66016801LG	DTT 6601 / DTT 6801	18



Technical references and CAD downloads available at [www.hammondmfg.com](http://www.hammondmfg.com)

All dimensions in inches unless specified otherwise

**Quality Products. Service Excellence.**

## Side Mounting DTS Series - NEMA 3R, 4, 4X

### 2500 BTU/H - Stainless Steel



### Description

- Compact design for side mounting on any enclosure surface where spot cooling or low capacity cooling is required.
- Closed loop cooling ensures clean enclosure air is recirculated without ever mixing with contaminated ambient air.
- Ideal for outdoor or very wet conditions.

### Standards

- UL, cUL, and CE
- Complies with
  - NEMA 3R, 4, 4X

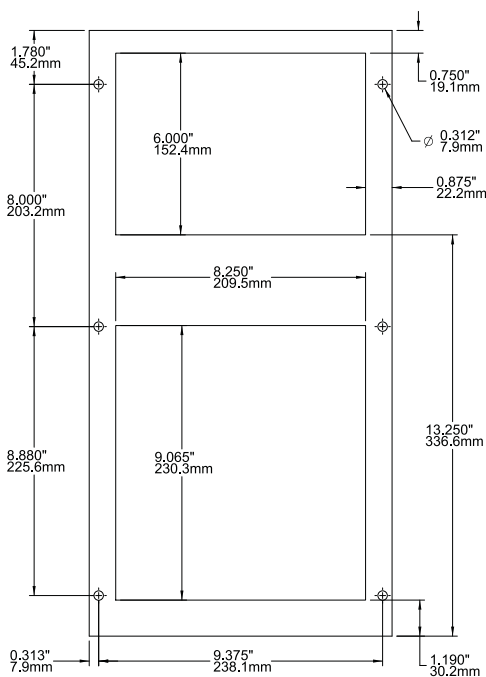
### Features

- Stainless steel body.
- R134a refrigerant.
- Thermostat control.
- Line cord with plug (115 V).
- Expansion valve permits increased efficiency through improved evaporator heat transfer and less frequent compressor operation.
- Continuous air circulation from high capacity fans.
- EMI/RFI suppression meets CE standard.
- Gasket, mounting kit, and template for cutout and drilling are included.
- Direct condensate discharge, drain hose and clamp.
- Q Mount allows unit to hang in place for easy installation.



Part Number	Ship Wt. lbs.
DTS3081A115N4SS	60
DTS3081A230N4SS	60

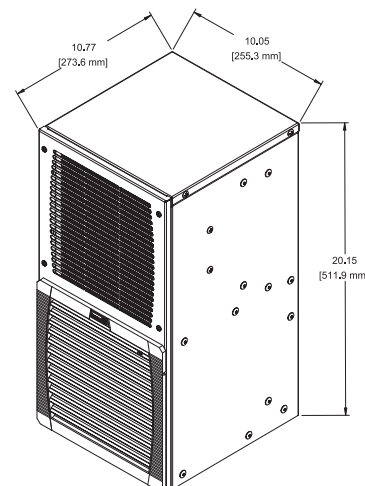
Climate Control



**Drilling Template**

### Technical Data

Electrical Data	DTS3081A115N4SS	DTS3081A230N4SS
Rated Voltage	115 V 60 Hz 110 V 50 Hz	230 V 50/60 Hz
Range of Operation	103-127 V	198-253 V
Power Consumption	690 W	724 W
Running Amps	6.0 A	3.3 A
Starting Current	28 A	14.4 A
Line Cord	With plug	With plug



**Dimensional Drawing Only**

### Refrigeration Data

Rated Capacity	2,500 BTU/H (732 Watts)
Type of Refrigerant	R134a
Refrigerant Charge	400 g
Adjustable Control Range	+77...+131 F / +25...+45 C Factory Setting +95 F (+35 C)
Max. Ambient Air Temp.	+131°F (+55°C)
Min. Ambient Air Temp.	+46°F (+8°C)
Air Capacity (unrestricted)	Internal Circulation 191 CFM External Circulation 88 CFM
Condensate Discharge	Condensate drain
Filter Mat	Filterless
Db Noise Level	≤ 64 dB(A)
Unit Weight	55 lbs (25 kg)
Exterior Case	304 Stainless steel
Finish	Polish #3
NEMA Rating	3R, 4, 4X

Technical references and CAD downloads available at [www.hammondmfg.com](http://www.hammondmfg.com)

All dimensions in inches unless specified otherwise

## Side Mounting DTS Series - NEMA 3R, 4, 4X

### 3500 BTU/H - Stainless Steel



### Description

- Narrow design for side mounting on any enclosure surface where hot spot or low capacity cooling is required.
- Closed loop cooling ensures clean enclosure air is recirculated without ever mixing with contaminated ambient air.

### Standards

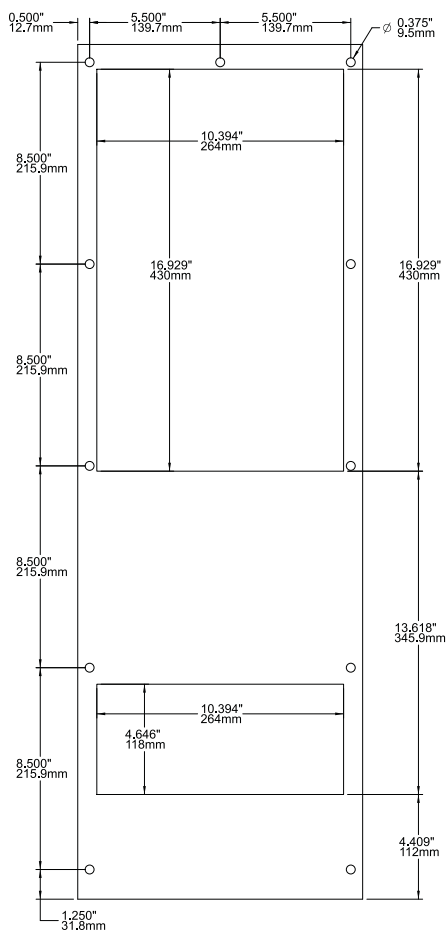
- Complies with
  - NEMA 3R, 4, 4X rating
- IP 54
- UL, cUL and CE

### Features

- R134a refrigerant.
- Thermostat control accessible from inside enclosure.
- Expansion valve increases efficiency with improved evaporator heat transfer and less frequent compressor operation.
- Built in condensor/evaporator
- Continuous air circulation from high capacity fans.
- EMI/RFI suppression meets CE.
- Self-diagnostics on startup.
- Fault indication via LED light.
- Door contact for power down when enclosure door is opened.
- Gasket, mounting kit and template for cutout and drilling are included.
- Condensate drain hose and clamp
- Easy install with "Click & Fit" system

### Accessories

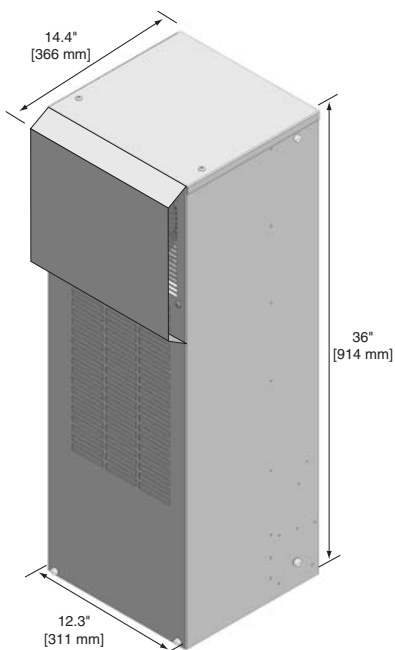
- Gaskets...see page 456
- Remote door switch...see page 452



### Drilling Template

#### Technical Data

Electrical Data	DTS3161SLA2N3LG / DTS3181SLA2N4SS
Rated Voltage	230 V 50/60 Hz
Range of Operation	198-252 V
Power Consumption	890 W
Running Amps	4.0 A
Starting Current	14.8 A
Line Cord	Terminal Block



Part Number	Type Rating	Ship Wt. lbs.
DTS3161SLA2N3LG	3R, 4	113
DTS3181SLA2N4SS	4X	113

Refrigeration Data	
Rated Capacity	3500-5000
Type of Refrigerant	R134a
Adjustable Set Points	+ 59...+ 131 / + 15...+ 45C Factory setting +95 F (+35C)
Max Ambient Air Temp	+131 F (+55 C)
Min Ambient Air Temp	+59 F +15 C
Air Capacity (unrestricted)	Internal Circulation 341 CFM External Circulation 706 CFM
Condensate Discharge	Condensate Evaporator
Filter Mat	Filterless
Db Noise Level	<70 dB (A)
Unit Weight	108 lbs (49 kg)
Exterior Case	Galvanized Sheet Steel /304 Stainless Steel
Finish	RAL7035 light gray finish / #4 Brush Finish SS
Nema Rating	Enclosures IP 54/Nema 3R, 4, 4X

Technical references and CAD downloads available at [www.hammondmfg.com](http://www.hammondmfg.com)

All dimensions in inches unless specified otherwise

**Quality Products. Service Excellence.**



## Side Mounting DTS Series - NEMA 3R, 4

### 4000 & 7500 BTU/H



4000 BTU/H Shown

### Description

- Designed for side mounting on any enclosure surface where high capacity system cooling is required.
- Closed loop cooling ensures clean enclosure air is recirculated without ever mixing with contaminated ambient air.
- Optimum air circulation with maximum clearance distance between warm inlet and cold outlet for reduced hot spot locations.

### Standards

- UL, cUL, CE
- Complies with
  - NEMA 3R, 4

### Features

- R134a refrigerant.
- Thermostat control accessible from inside enclosure.
- Expansion valve prevents evaporator freeze up while minimizing heavy inrush currents on large BTU/H units.
- Built in condensate evaporator.
- Continuous air circulation from high capacity fans.
- EMI/RFI suppression meets CE.
- Self-diagnostics on startup.
- Fault indication via LED light.
- Provision for door contact allowing power down when enclosure door is opened.
- Gasket, mounting kit and template for enclosure cutout and drilling are included.
- Condensate drain hose and clamp provided.
- Q Mount allows unit to hang in place for easy installation.
- Nema 3R/4 exterior galvanized sheet steel with powdercoat finish.

### Accessories

- Gaskets...see page **456**
- Remote door switch...see page **452**

Part Number	Ship Wt. lbs.
DTS3161A115N3LG	104
DTS3161A230N3LG	104
DTS3261A115N3LG	129
DTS3261A230N3LG	129

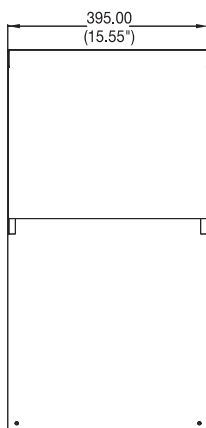
### Technical Data

Electrical Data	DTS3161A115N3LG	DTS3161A230N3LG	DTS3261A115N3LG	DTS3261A230N3LG
Rated Voltage	115 V 60 Hz	230 V 50/60 Hz	115 V 60 Hz	230 V 50/60 Hz
Range of Operation	103-127 V	198-252 V	103-127 V	198-252 V
Power Consumption	950 W	860 W	1800 W	1800 W
Running Amps	7.2 A	4 A	14.6 A	6.3 A
Starting Current	17.1 A	9.3 A	26.8 A	16.5 A
Line Cord	Terminal Block	Terminal Block	Terminal Block	Terminal Block

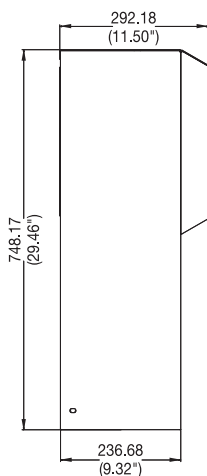
## Side Mounting DTS Series - NEMA 3R, 4

### 4000 & 7500 BTU/H

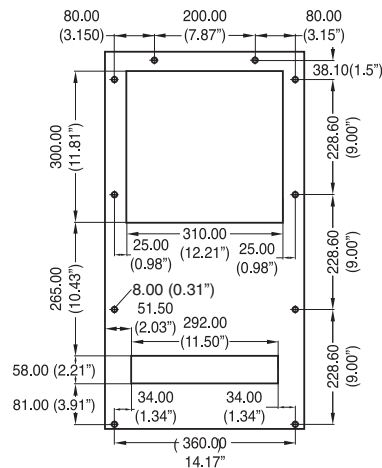
#### DTS 3161



**Front View**

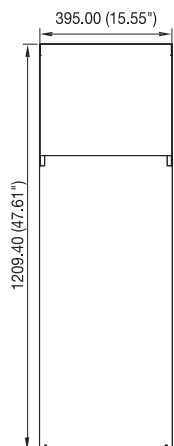


**Side View**




**Drilling Template**

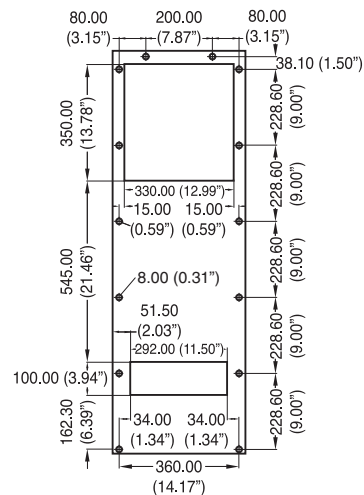
#### DTS 3261



**Front View**



**Side View**



**Drilling Template**

Refrigeration Data	DTS3161A115/230N3LG	DTS3261A115/230N3LG
Rated Capacity	4,000 BTU/H (1,172 Watts)	7,500 BTU/H (2,197 Watts)
Type of Refrigerant	R134a	R134a
Adjustable Control Range	+ 59...+ 131 / + 15...+ 45C Factory setting +95 F (+35C)	+ 59...+ 131 / + 15...+ 45C Factory setting +95 F (+35C)
Max. Ambient Air Temp.	+125°F (+52°C)	+125°F (+52°C)
Min. Ambient Air Temp.	+46°F (+8°C)	+46°F (+8°C)
Air Capacity (unrestricted)	Internal Circulation 350 CFM External Circulation 350 CFM	Internal Circulation 580 CFM External Circulation 580 CFM
Condensate Discharge	Condensate Evaporator	Condensate evaporator
Filter Mat	150 g/m <sup>2</sup>	150 g/m <sup>2</sup>
Db Noise Level	≤ 70 dB(A)	≤ 73 dB(A)
Unit Weight	84 lbs (38 kg)	120 lbs (46 kg)
Exterior Case	Galvanized Steel Powdercoat Finish	Galvanized Steel Powdercoat Finish
Finish	RAL7035 Light Grey powder finish (LG)	RAL7035 Light Grey powder finish (LG)
NEMA Rating	Enclosures IP56 /NEMA 3R/4	Enclosures IP56 /NEMA 3R/4

Technical references and CAD downloads available at [www.hammondmfg.com](http://www.hammondmfg.com)

All dimensions in inches unless specified otherwise

**Quality Products. Service Excellence.**

## Side Mounting DTS Series - NEMA 3R, 4, 4X

4000 & 7500 BTU/H - Stainless Steel



### Description

- Designed for side mounting on any enclosure surface where high capacity system cooling is required.
- Closed loop cooling ensures clean enclosure air is recirculated without ever mixing with contaminated ambient air.
- Optimum air circulation with maximum clearance distance between warm inlet and cold outlet for reduced hot spot locations.

### Standards

- UL, cUL, CE
- Complies with
  - NEMA 3R, 4, 4X

### Features

- R134a refrigerant.
- Thermostat control accessible from inside enclosure.
- Expansion valve prevents evaporator freeze up while minimizing heavy inrush currents on large BTU/H units.
- Built in condensate evaporator.
- Continuous air circulation from high capacity fans.
- EMI/RFI suppression meets CE.
- Self-diagnostics on startup.
- Fault indication via LED light.
- Provision for door contact allowing power down when enclosure door is opened.
- Gasket, mounting kit and template for enclosure cutout and drilling are included.
- Condensate drain hose and clamp provided.
- Q Mount allows unit to hang in place for easy installation.
- Nema 4/4x exterior 304 stainless steel.

### Accessories

- Gaskets...see page **456**
- Remote door switch...see page **452**

Climate Control

Part Number	Ship Wt. lbs.
<b>DTS3181A115N4SS</b>	107
<b>DTS3181A230N4SS</b>	107
<b>DTS3281A115N4SS</b>	144
<b>DTS3281A230N4SS</b>	144

### Technical Data

Electrical Data	DTS3181A115N4SS	DTS3181A230N4SS	DTS3281A115N4SS	DTS3281A230N4SS
Rated Voltage	115 V 60 Hz	230 V 50/60 Hz	115 V 60 Hz	230 V 50/60 Hz
Range of Operation	103-127 V	198-252 V	103-127 V	198-252 V
Power Consumption	950 W	860 W	1800 W	1800 W
Running Amps	7.2 A	4 A	14.6 A	6.3 A
Starting Current	17.1 A	9.3 A	26.8 A	16.5 A
Line Cord	Terminal Block	Terminal Block	Terminal Block	Terminal Block

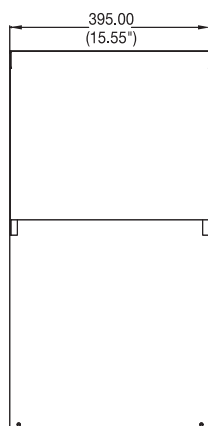
Technical references and CAD downloads available at [www.hammondmfg.com](http://www.hammondmfg.com)

All dimensions in inches unless specified otherwise

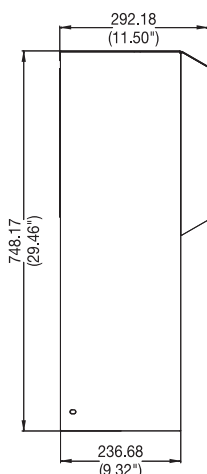
## Side Mounting DTS Series - NEMA 3R, 4, 4X

### 4000 & 7500 BTU/H - Stainless Steel

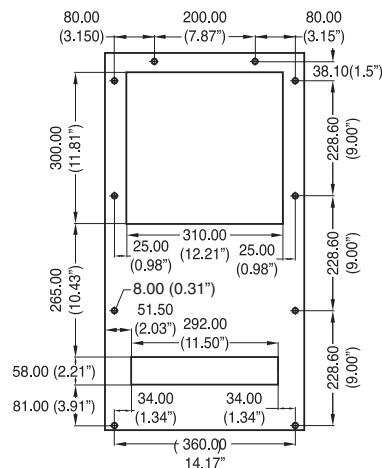
#### DTS 3181



**Front View**

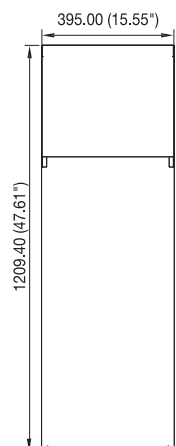


**Side View**




**Drilling Template**

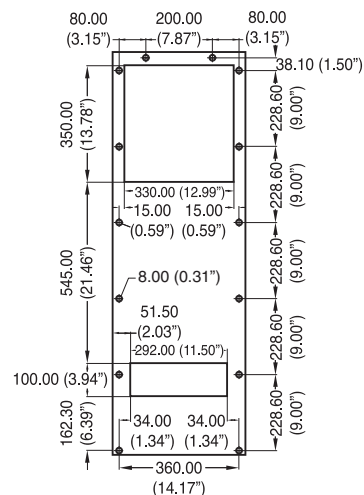
#### DTS 3281



**Front View**



**Side View**



**Drilling Template**

Refrigeration Data	DTS3181A115/230N4SS	DTS3281A115/230N4SS
Rated Capacity	4,000 BTU/H (1,172 Watts)	7,500 BTU/H (2,197 Watts)
Type of Refrigerant	R134a	R134a
Adjustable Control Range	+ 59...+ 131 / + 15...+ 45C Factory setting +95 F (+35C)	+ 59...+ 131 / + 15...+ 45C Factory setting +95 F (+35C)
Max. Ambient Air Temp.	+125°F (+52°C)	+125°F (+52°C)
Min. Ambient Air Temp.	+46°F (+8°C)	+46°F (+8°C)
Air Capacity (unrestricted)	Internal Circulation 350 CFM External Circulation 350 CFM	Internal Circulation 580 CFM External Circulation 580 CFM
Condensate Discharge	Condensate Evaporator	Condensate evaporator
Filter Mat	150 g/m <sup>2</sup>	150 g/m <sup>2</sup>
Db Noise Level	≤ 70 dB(A)	≤ 73 dB(A)
Unit Weight	84 lbs (38 kg)	120 lbs (46 kg)
Exterior Case	304 Stainless Steel	304 Stainless Steel
Finish	Polish #3	Polish #3
NEMA Rating	Enclosures IP56 /NEMA 3R/4x	Enclosures IP56 /NEMA 3R/4x

Technical references and CAD downloads available at [www.hammondmfg.com](http://www.hammondmfg.com)

All dimensions in inches unless specified otherwise

**Quality Products. Service Excellence.**

# Side Mounting DTS Series - NEMA 3R, 4, 4X

5000 - 7000 & 9000 - 12000 BTU/H - Galvanized Sheet Steel & Stainless Steel



## Description

- Designed for side mounting on any enclosure surface where high capacity system cooling is required.
- Closed loop cooling ensures clean enclosure air is recirculated without ever mixing with contaminated ambient air.
- Optimum air circulation with maximum clearance distance between warm inlet and cold outlet for reduced hot spot locations.
- Condensor with 3 mm fin spacing, highly effective protection against strongly contaminated and aggressive ambient air

## Standards

- UL, cUL, and CE
- Complies with
  - NEMA 3R, 4, 4X

## Features

- R134a refrigerant.
- Thermostat control accessible from inside enclosure.
- Hot gas bypass valve prevents evaporator freeze up while minimizing heavy inrush currents on large BTU/H units.
- Built in condensate evaporator.
- Continuous air circulation from high capacity fans.
- EMI/RFI suppression meets CE.
- Self-diagnostics on startup.
- Fault indication via LED light.
- Provision for door contact allowing power down when enclosure door is opened.
- Gasket, mounting kit and template for enclosure cutout and drilling are included.
- Condensate drain hose and clamp provided.
- Q Mount allows unit to hang in place for easy installation.

## Accessories

- Gaskets...see page **456**
- Remote door switch...see page **452**

Part Number	Type Rating	Ship Wt. lbs.
<b>DTS3165A115N3LG</b>	3R, 4	113
<b>DTS3165A230N3LG</b>	3R, 4	113
<b>DTS3185A115N4SS</b>	4X	113
<b>DTS3185A230N4SS</b>	4X	113
<b>DTS3265A115N3LG</b>	3R, 4	155
<b>DTS3265A230N3LG</b>	3R, 4	155
<b>DTS3285A115N4SS</b>	4X	155
<b>DTS3285A230N4SS</b>	4X	155

## Technical Data

Electrical Data	DTS3165A115N3LG / DTS3185A115N4SS DTS3165A230N3LG / DTS3185A230N4SS	DTS3265A115N3LG / DTS3285A115N4SS DTS3265A230N3LG / DTS3285A230N4SS
Rated Voltage	115 V 60 Hz 230 V 50/60 Hz	115 V 60 Hz 230 V 50/60 Hz
Range of Operation	103-127 V /198-252 V	103-127 V /198-252 V
Power Consumption	1000 W /1020 W	1600 W / 1600 W
Running Amps	8.5 A / 4.5 A	13 A / 6.5 A
Starting Current	48 A / 26 A	57 A / 30 A
Line Cord	Terminal Block	Terminal Block
Refrigeration Data	DTS3165A115N3LG / DTS3185A115N4SS DTS3165A230N3LG / DTS3185A230N4SS	DTS3265A115N3LG / DTS3285A115N4SS DTS3265A230N3LG / DTS3285A230N4SS
Rated Capacity	5000-7000 BTU/H (1466-2052 Watts)	9000-12000 BTU/H (2639-3519 Watts)
Type of Refrigerant	134a	134a
Adjustable Control Range	+ 59...+ 131 / + 15...+ 45C Factory setting +95 F (+35C)	+ 59...+ 131 / + 15...+ 45C Factory setting +95 F (+35C)
Max. Ambient Air Temp	+131 F (+55 C)	+131 F (+55 C)
Min. Ambient Air Temp	+59 F (+15 C)	+59 F (+15 C)
Air Capacity (unrestricted)	Internal Circulation 365/341 CFM External Circulation 765/706 CFM	Internal Circulation External Circulation
Condensate Discharge	Condensate Evaporator	Condensate Evaporator
Filter Mat	Filterless	Filterless
Db Noise Level	<70 dB(A)	<70 dB(A)
Unit Weight	108 lbs	150 lbs
Exterior Case	Galvanized Sheet Steel / 304 Stainless Steel	Galvanized Sheet Steel / 304 Stainless Steel
Finish (LG)	RAL7035 Light Grey Powder Finish	RAL7035 Light Grey Powder Finish
Finish (SS)	Polish #3	Polish #3

Technical references and CAD downloads available at [www.hammondmfg.com](http://www.hammondmfg.com)

All dimensions in inches unless specified otherwise

**Quality Products. Service Excellence.**

## Side Mounting DTS Series - NEMA 3R, 4, 4X

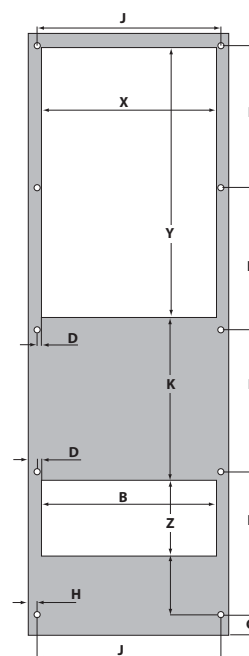
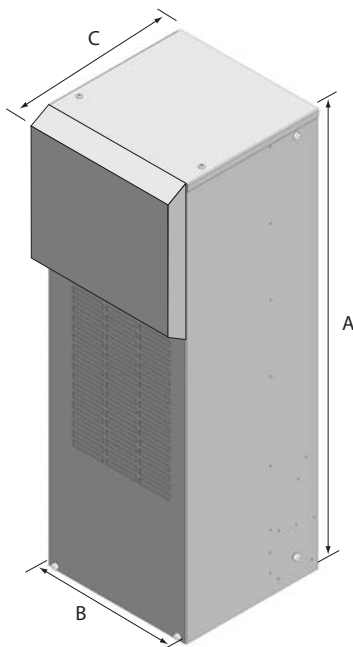
5000 - 7000 & 9000 - 12000 BTU/H - Galvanized Sheet Steel & Stainless Steel

### DTS 3165 & DTS 3185

Dimension	inches (mm)
A	36 (914)
B	12.25 (311)
C	14.4 (367)
D	0.3 (8)
E	8.5 (216)
F	8.5 (216)
G	1.3 (32)
H	0.5 (13)
I	3.2 (80)
J	11 (279)
K	9 (228)
X	10.4 (264)
Y	17 (430)
Z	4.7 (118)

Mounting holes Ø 10 mm

For exact cutout information  
reference drilling template at  
[pfannenbergsusa.com](http://pfannenbergsusa.com)

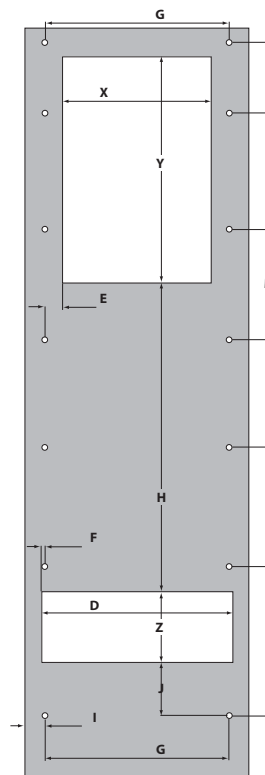
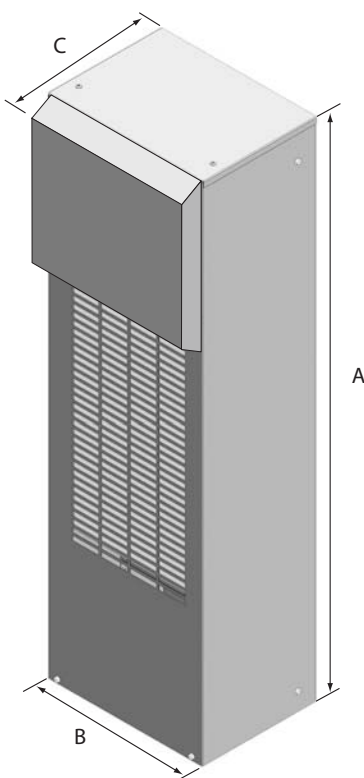


### DTS 3265 & DTS 3285

Dimension	inches (mm)
A	53 (1347)
B	16 (406)
C	14.4 (367)
D	13.7 (348)
E	0.98 (25)
F	0.35 (9)
G	13 (330)
H	21.1 (537)
I	1.4 (35)
J	3.6 (92)
K	5.0 (126)
L	8.2 (209)
M	7.8 (198)
N	7.6 (192)
O	8.4 (214)
P	4.5 (114)
Q	10.5 (267)
X	11 (280)
Y	16.8 (427)
Z	5.3 (135)

Mounting holes Ø 8 mm

For exact cutout information  
reference drilling template at  
[pfannenbergsusa.com](http://pfannenbergsusa.com)



Climate Control



## Side Mounting DTS Series - Large Capacity



### Features

- Maintains a UL Tested NEMA Type 12 seal against enclosure
- UL Listed to UL 484, UL File #SA10300, CE approved
- Long internal airpath captures heat above components and provides cool air below
- Powder coated steel cover for rugged environments, easily painted to match machine
- Uses Standard Control logic board
- Condensate Management built into design of unit

### NEMA Type 12 Indoor - Side Mount:

	DTS3341A230LG DTS3341A460LG	DTS3541A230LG DTS3541A460LG	DTS3641A230LG DTS3641A460LG
Cooling Capacity (Btu/h*)	12-14000	16-18000	20-24000
External Airflow (CFM)	991	1480	1612
Internal Airflow (CFM)	788	788	1612
NEMA Type Rating	Type 12	Type 12	Type 12
UL Listed or Recognized	Listed	Listed	Listed
Connection Type	Permanent	Permanent	Permanent

Climate Control



### Features

- Maintains a UL Tested NEMA Type 3R/4 or 4/4X seal against enclosure
- UL Listed to UL 484, UL File #SA10300, CE approved
- Long internal airpath captures heat above components and provides cool air below
- Powder coated steel cover for rugged environments, easily painted to match machine
- Uses Standard Control logic board and sump heater standard
- Condensate Management built into design of unit
- Options: Low ambient package, Built-In enclosure heater

### NEMA Type 3R/4 Outdoor:

	DTS3361A230N3LG DTS3361A460N3LG	DTS3561A230N3LG DTS3561A460N3LG	DTS3661A230N3LG DTS3661A460N3LG
Cooling Capacity (Btu/h*)	12-14000	16-18000	22-24000
External Airflow (CFM)	991	1480	1612
Internal Airflow (CFM)	788	788	1612
NEMA Type Rating	Type 3R/4	Type 3R/4	Type 3R/4
UL Listed or Recognized	Listed	Listed	Listed
Connection Type	Permanent	Permanent	Permanent

### NEMA Type 4/4X Stainless Steel Outdoor/Washdown:

	DTS3381A230N4SS DTS3381A460N4SS	DTS3581A230N4SS DTS3581A460N4SS	DTS3681A230N4SS DTS3681A460N4SS
Cooling Capacity (Btu/h*)	12-14000	16-18000	20-24000
External Airflow (CFM)	991	1480	1612
Internal Airflow (CFM)	788	788	1612
NEMA Type Rating	Type 4/4X	Type 4/4X	Type 4/4X
UL Listed or Recognized	Listed	Listed	Listed
Connection Type	Permanent	Permanent	Permanent

## Air/Water Heat Exchanger PWS Series - NEMA 12, 3R, 4



### Description

- Designed to use various water sources to cool enclosures where ambient conditions involve high temperatures, harsh conditions or are subject to frequent wash-down.

### Standards

- UL, cUL, and CE
- Complies with
  - NEMA 12, 3R, 4

### Features

- Compatible with chilled water/glycol, tower water and other circulated coolants
- Integrated thermostat & solenoid valve with alarm contact provides automatic temperature control
- Rugged (10 bar) copper tube / aluminum fin heat exchanger w 0.5" NPTF connection
- Side, door or internal mounting provides complete installation flexibility
- Low noise, maintenance-free design
- Exterior case, galvanized steel construction finish RAL7035 Light Gray

Part Number	Dimensions ( H x W x D )	Weight (without packaging)
PWS7102A115N4LG	19.68 x 7.87 x 5.91 inches	16 lbs
PWS7102A230N4LG	500 x 200 x 150 mm	7.7 Kg
PWS7152A115N4LG	37.40 x 15.75 x 4.53 inches	46 lbs
PWS7152A230N4LG	950 x 400 x 115 mm	21 Kg
PWS7332A115N4LG	37.50 x 15.75 x 7.48 inches	77 lbs
PWS7332A230N4LG	950 x 400 x 190 mm	35 Kg
PWS7502A115N4LG	55.12 x 18.11 x 9.25 inches	86 lbs
PWS7502A230N4LG	1400 x 460 x 235 mm	39 Kg
PWS7702A230N4LG	70.87 x 23.62 x 12.4 inches	127 lbs
PWS71002A23N4LG	1800 x 600 x 315 mm	57 Kg

### Technical Data

Part Number	Cooling Performance * 200 liters/hr (.88gpm)	Adjustable Control Range	Voltage AC	Power Consumption Watts
PWS7102A115N4LG	3241 Btu/h (950 Watts)	+47...+122 F / +8...+70 C (Factory setting +95/+35)	115 v 60Hz	95
PWS7102A230N4LG	3241 Btu/h (950 Watts)	+47...+122 F / +8...+70 C (Factory setting +95/+35)	230 v 50/60Hz	84
PWS7152A115N4LG	5118 Btu/h (1500 Watts)	+47...+122 F / +8...+70 C (Factory setting +95/+35)	115 v 60Hz	186
PWS7152A230N4LG	5118 Btu/h (1500 Watts)	+47...+122 F / +8...+70 C (Factory setting +95/+35)	230 v 50/60Hz	182
PWS7332A115N4LG	10750 Btu/h (3150 Watts)	+47...+122 F / +8...+70 C (Factory setting +95/+35)	115 v 60Hz	453
PWS7332A230N4LG	10750 Btu/h (3150 Watts)	+47...+122 F / +8...+70 C (Factory setting +95/+35)	230 v 50/60Hz	385
PWS7502A115N4LG	17745 Btu/h (5200 Watts)	+47...+122 F / +8...+70 C (Factory setting +95/+35)	115 v 60Hz	384
PWS7502A230N4LG	17745 Btu/h (5200 Watts)	+47...+122 F / +8...+70 C (Factory setting +95/+35)	230 v 50/60Hz	385
PWS7702A230N4LG	34215 Btu/h (7,000 Watts)	+47...+122 F / +8...+70 C (Factory setting +95/+35)	230 v 50/60Hz	680
PWS71002A23N4LG	34215 Btu/h (10,000 Watts)	+47...+122 F / +8...+70 C (Factory setting +95/+35)	230 v 50/60Hz	1200

\* Note: Water temperature + 10 C (+50F) with Enclosure ambient +35 C (+95F)

Technical references and CAD downloads available at [www.hammondmfg.com](http://www.hammondmfg.com)

All dimensions in inches unless specified otherwise

**Quality Products. Service Excellence.**

# Water Chillers



**EB Series**



**Rack Series**

## Description

- Designed to provide recirculated coolant for most industrial applications air/water heat exchangers, process cooling, machine hydraulics or motor cooling.

## Standards

- Rack Series - UL, cUL, CE
- EB30-50 -UL, cUL (ETL), CE
- EB190-400 - UL, cUL CE

## Features

- Pre-engineered, packaged design includes refrigeration, cooling tank & pump and operating controls for "plug and play" operation
- Rack Series provides reliable cooling for indoor applications with heat loads less than 1 Ton
- EB Series allows outdoor installations & many options with capacities to 20 Tons
- Larger sizes available
- Exterior case, galvanized steel construction finish RAL7035 Light Gray


Climate Control

Part Number	Cooling Capacity * BTU/h (watts)	Adjustable Control Range	Voltage AC	Pump Flow Rate GPM (l/min)	Dimensions Height x Width x Depth
<b>RACK1100</b>	4610 BTU/h (1350 W)	+50...+95 F / '+10...+35 C	230 V 50/60 Hz	3.2 (12)	15.55 x 17.72 x 18.90 inches (395 x 450 x 480 mm)
<b>RACK1700</b>	7001 BTU/h (2050 W)	+50...+95 F / '+10...+35 C	230 V 50/60 Hz	3.2 (12)	15.55 x 17.72 x 18.90 inches (395 x 450 x 480 mm)
<b>RACK2400</b>	9220 BTU/h (2700 W)	+50...+95 F / '+10...+35 C	230 V 50/60 Hz	3.7 (14)	19.68 x 22.83 x 22.83 inches (500 x 580 x 580 mm)
<b>EB30WT</b>	16051 BTU/h (4700 W)	+59...+104 F / '+15...+40 C	400 /460 V 3 Phase 50/60 Hz	3.7 (14)	37.60 x 21.65 x 42.02 inches (955 x 550 x 610 mm)
<b>EB60WT</b>	22199 BTU/h (6500 W)	+59...+104 F / '+15...+40 C	400 /460 V 3 Phase 50/60 Hz	5.3 (20)	37.60 x 21.65 x 42.02 inches (955 x 550 x 610 mm)
<b>EP90WT</b>	34152 BTU/h (10000 W)	+59...+104 F / '+15...+40 C	400 /460 V 3 Phase 50/60 Hz	9.25 (35)	50.79 x 27.76 x 30.12 inches (1290 x 705 x 765 mm)
<b>EB150WT</b>	54643 BTU/h (16660 W)	+59...+104 F / '+15...+40 C	400 /460 V 3 Phase 50/60 Hz	9.25 (35)	50.79 x 27.76 x 30.12 inches (1290 x 705 x 765 mm)
<b>EB190WT</b>	71719 BTU/h (21000 W)	+59...+104 F / '+15...+40 C	400 /460 V 3 Phase 50/60 Hz	13.2 (50)	55.51 x 48.43 x 31.10 inches (1410 x 1230 x 790 mm)
<b>EB250WT</b>	94600 BTU/h (27700 W)	+59...+104 F / '+15...+40 C	400 /460 V 3 Phase 50/60 Hz	13.2 (50)	55.51 x 48.43 x 31.10 inches (1410 x 1230 x 790 mm)
<b>EB300WT</b>	112018 BTU/h (32800 W)	+59...+104 F / '+15...+40 C	400 /460 V 3 Phase 50/60 Hz	21.1 (80)	55.51 x 66.14 x 31.10 inches (1410 x 1680 x 790 mm)
<b>EB350WT</b>	130801 BTU/h (38300 W)	+59...+104 F / '+15...+40 C	400 /460 V 3 Phase 50/60 Hz	21.1 (80)	55.51 x 66.14 x 31.10 inches (1410 x 1680 x 790 mm)
<b>EB400WT</b>	151634 BTU/h (44400 W)	+59...+104 F / '+15...+40 C	400 /460 V 3 Phase 50/60 Hz	21.1 (80)	55.51 x 66.14 x 31.10 inches (1410 x 1680 x 790 mm)

**Note:** Cooling capacity including power loss in pump, water outlet temperature +64F (18C) , ambient temperature +90 F (+32C)

## Air Conditioner Accessories

### Filter Kits for DTS3XXX Series



- Field install kit for Condenser Fan intake
- Washable Aluminum mesh

Part Number	Description
<b>815065000</b>	Filter kit for DTS30xx series
<b>18881500000</b>	Filter kit for DTS31xx series
<b>18881500006</b>	Filter kit for DTS31x 1SL/31x5 series
<b>18881500001</b>	Filter kit for DTS32xx series
<b>18881500007</b>	Filter kit for DTS32x5 series
<b>18881500002</b>	Filter kit for DTS33 xx series
<b>18881500003</b>	Filter kit for DTS35xx series
<b>18881500004</b>	Filter kit for DTS36xx series

### Water Condensate Evaporator



Part No. **KVDTX**

- High performance evaporation kit
- Easy to retrofit on any cooling unit

Technical Data	
Max. Water Volume	13.5 oz (400 ml)
Evaporation Rate	3.4 oz/hr (100 ml/hr)
Electrical Data	
Voltage(s)	230v /115v
Frequency	50/60 Hz
Voltage Range	100-240v
Max. Power	125 W
Power Range	20-110 W
Nominal Current	0.5 A (230v) / 0.8 A (115v)
Starting Current	1.3 A
Zero Water Current	0.09 A (230v) / 0.18 A (115v)
Mechanical Data	
Height x Width x Depth	3.35" x 10.35" x 4.00" (85 x 263 x 102 mm)
Finish	Stainless Steel
Weight	2.6 lbs (1.175 Kg)