

CL50 Column Light

Multi-Color General-Purpose or Audible Indicators



Features

- Rugged, cost-effective and easy-to-install multi-color indicators
- Illuminated light provides easy-to-see operator guidance and indication of equipment status
- 1, 2, or 3 color models available
- Optional audible function with variable intensity
- Compact devices are completely self-contained — no controller needed
- Immune to EMI and RFI interference
- 18 to 30V dc
- No assembly required

Multi-Color General-Purpose Models

Model	Colors	LED Function* – Lights Independently Selected			Connection**	Inputs
		Color 1	Color 2	Color 3		
CL50GXXPQ	1	Green	–	–	4-pin Euro integral QD connector	PNP
CL50GXXNQ		Green	–	–		NPN
CL50XRX PQ		–	Red	–		PNP
CL50XRXNQ		–	Red	–		NPN
CL50GRXPQ	2	Green	Red	–		PNP
CL50GRXNQ		Green	Red	–		NPN
CL50GRYPQ	3	Green	Red	Yellow		PNP
CL50GRYNQ		Green	Red	Yellow		NPN

Multi-Color Audible Models

Model	Colors	LED Function* – Lights Independently Selected			Connection**	Inputs
		Color 1	Color 2	Color 3		
CL50GXXAPQ	1	Green	–	–	5-pin Euro integral QD connector	PNP
CL50GXXANQ		Green	–	–		NPN
CL50XRXAPQ		–	Red	–		PNP
CL50XRXANQ		–	Red	–		NPN
CL50GRXAPQ	2	Green	Red	–		PNP
CL50GRXANQ		Green	Red	–		NPN
CL50GRYAPQ	3	Green	Red	Yellow		PNP
CL50GRYANQ		Green	Red	Yellow		NPN

* Contact factory for other colors and color combinations.

** Integral QD models are listed. For 150 mm PVC pigtail with QD, replace **Q** with **QP** in model number (example, **CL50GRYPQP**). For 2 m (6.5') cable, omit suffix **Q** from model number (example, **CL50GRYP**). A model with a QD requires a mating cable (see page 3).



WARNING . . . Not To Be Used for Personnel Protection

Never use these products as sensing devices for personnel protection. Doing so could lead to serious injury or death.

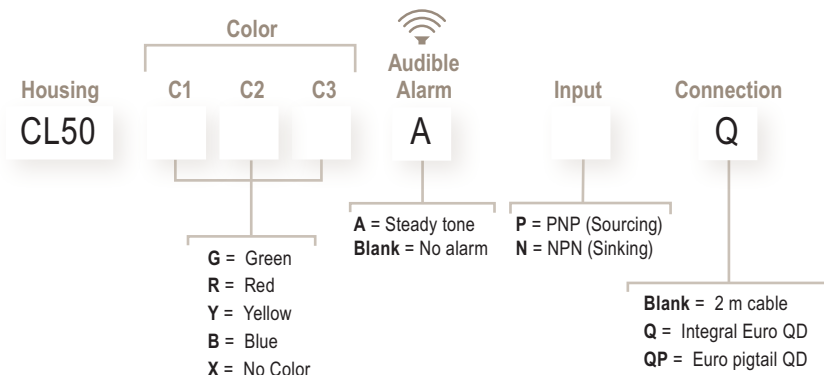
These sensors do NOT include the self-checking redundant circuitry necessary to allow their use in personnel safety applications. A sensor failure or malfunction can cause either an energized or de-energized sensor output condition. Consult your current Banner Safety Products catalog for safety products which meet OSHA, ANSI and IEC standards for personnel protection.



145315

CL50 Column Light

Model Key*



* Create your own model according to this key if the standard selection from page 1 does not meet your requirements. Consult factory for availability.

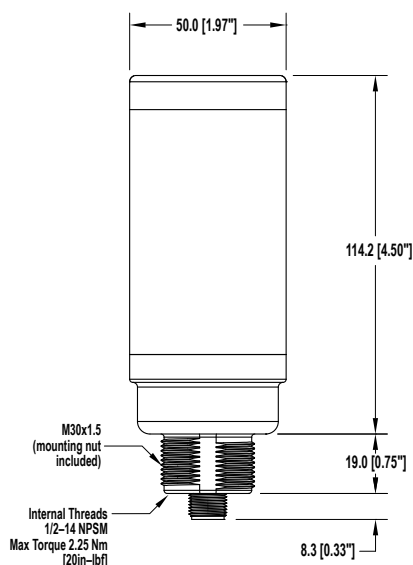
Audible – 5-wire
Non-audible – 4-wire

Specifications

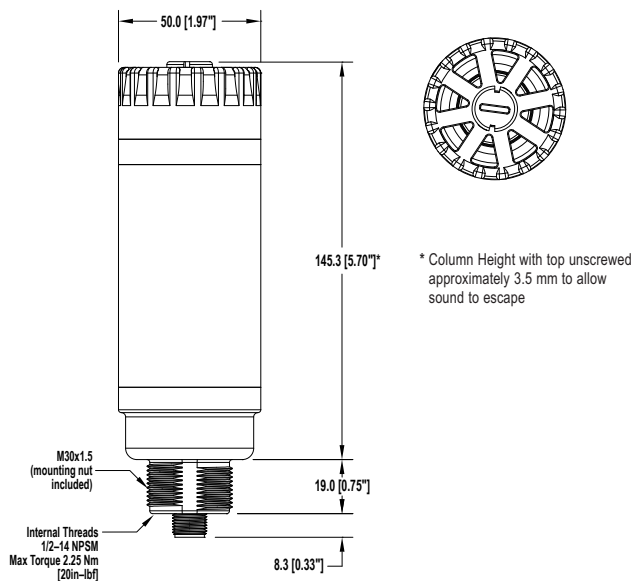
Supply Voltage and Current	18 to 30V dc (10% max. ripple) Indicators: @ 100 mA max. current at 18V dc; 70 mA max. current at 30V dc Audible Alarm: @ 25 mA max. current at 18 to 30V dc
Indicators	LEDs or audible alarm are independently selected; Green, Red, Yellow; 1-3 colors depending on model
Input Response Time	Indicator ON/OFF: 10 ms
Oscillation Frequency (Audible only)	2.7 KHz \pm 500 Hz Max. intensity (typical): 95 db @ 1 meter
Audible Adjustments	The audible intensity can be adjusted by unscrewing the cover or removing the center plug for max. intensity.
Environmental Rating	General-Purpose: IEC IP65 Audible: IEC IP50
Connections	Integral 4-pin or 5-pin Euro-style QD, 150 mm PVC pigtail with QD, or 2 m (6.5') integral cable, depending on model
Operating Conditions	General Purpose: -40° to +50° C (-40° to +122° F) Audible: -20° to +50° C (-4° to +122° F)
Certifications	Approvals pending

Dimensions

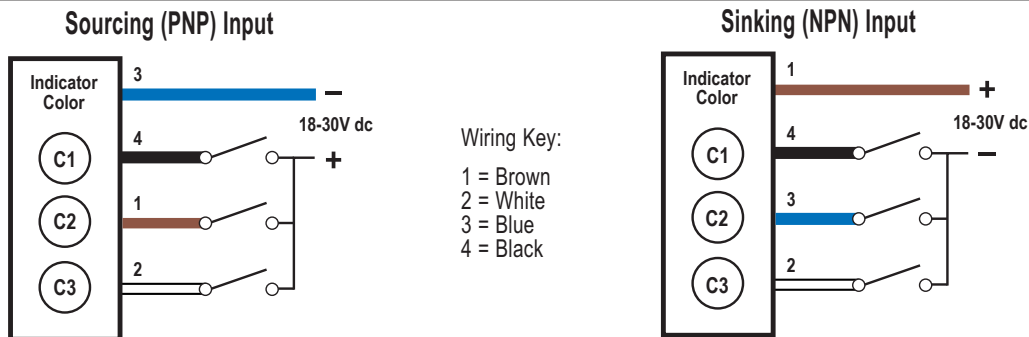
General-Purpose Models



Audible Models

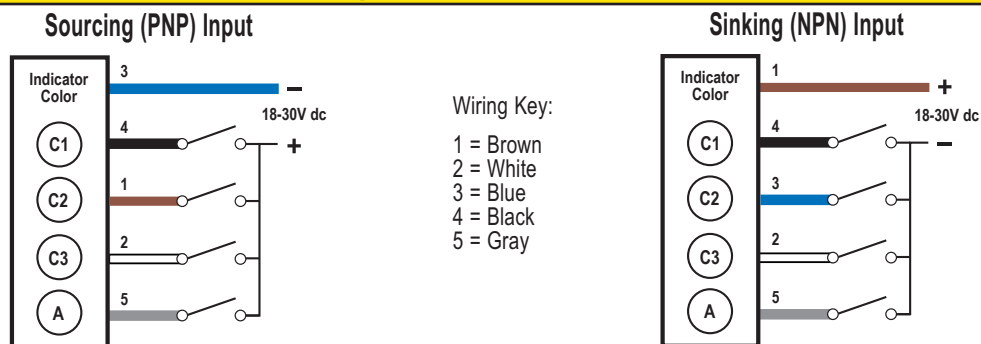


Hookups – Multi-Color General-Purpose Models



If there is an X in the model number, that corresponding wire will not be used

Hookups – Multi-Color Audible Models



If there is an X in the model number, that corresponding wire will not be used

Accessories

Quick-Disconnect (QD) Cables

Style	Model	Length	Dimensions (mm)	Pinout
4-Pin Euro Straight	MQDC-406 MQDC-415 MQDC-430	2 m (6.5') 5 m (15') 9 m (30')		<p>Female</p> <p>1 = Brown 2 = White 3 = Blue 4 = Black</p>
4-Pin Euro Right-Angle	MQDC-406RA MQDC-415RA MQDC-430RA	2 m (6.5') 5 m (15') 9 m (30')		
5-Pin Euro Straight	MQDC1-506 MQDC1-515 MQDC1-530	2 m (6.5') 5 m (15') 9 m (30')		
5-Pin Euro Right-Angle	MQDC1-506RA MQDC1-515RA MQDC1-530RA	2 m (6.5') 5 m (15') 9 m (30')		<p>Female</p> <p>1 = Brown 2 = White 3 = Blue 4 = Black 5 = Gray</p>

CL50 Column Light

Mounting Brackets

	Description		Model
	<ul style="list-style-type: none"> • 12-ga. stainless steel right-angle mounting bracket with curved slot for versatile orientation • Clearance for M6 (1/4") hardware 		SMB30A
	<ul style="list-style-type: none"> • 30 mm 12-ga. stainless steel bracket with curved mounting slots for versatile orientation • Clearance for M6 (1/4") hardware • Articulation slots for 90°+ rotation 		SMB30MM
	<ul style="list-style-type: none"> • 12-ga. 300 series stainless steel • Right-angle SMBAMS series bracket with 30 mm hole for mounting sensors • Articulation slots for 90°+ rotation 		SMBAMS30RA
	<ul style="list-style-type: none"> • 30 mm swivel bracket • Black reinforced thermoplastic polyester • Includes stainless steel mounting and swivel locking hardware 		SMB30SC
	<ul style="list-style-type: none"> • 12-ga. 300 series stainless steel • Flat SMBAMS series bracket with 30 mm hole for mounting sensors • Articulation slots for 90°+ rotation 		SMBAMS30P
		<ul style="list-style-type: none"> • Streamlined acetal stand-off pipe adapter/cover • Connects between TL50 Tower Light and 1/2" NPSM/DN15 pipe • Mounting hardware included 	SA-M30TE12
		<ul style="list-style-type: none"> • Stainless steel elevated-use stand-off pipe (1/2" NPSM/DN15) • Polished 304 stainless steel surface • 1/2 NPT thread at both ends • Compatible with most industrial environments 	SOP-E12-150SS Length: 150 mm (6")
			SOP-E12-300SS Length: 300 mm (12")
		<ul style="list-style-type: none"> • Streamlined acetal mounting base adapter/cover • Connects between 1/2" NPSM/DN15 pipe and 30 mm (1-3/16") drilled hole • Mounting hardware included 	SA-E12M30



WARRANTY: Banner Engineering Corp. warrants its products to be free from defects for one year. Banner Engineering Corp. will repair or replace, free of charge, any product of its manufacture found to be defective at the time it is returned to the factory during the warranty period. This warranty does not cover damage or liability for the improper application of Banner products. This warranty is in lieu of any other warranty either expressed or implied.