

(2.54 mm) .100"

HW-SM SERIES

FLEXIBLE .025" SQ BOARD STACKERS

Board Mates:SSW, SSQ, ESW, ESQ,
CES, SLW, BSW, BCS,
SSM, HLE, PHF**Cable Mates:**

IDSS, IDSD

SPECIFICATIONSFor complete specifications
and recommended PCB layouts
see www.samtec.com?HW-SM**Insulator Material:****Top:** Natural LCP**Bottom:** Black LCP**Terminal Material:**

Phosphor Bronze

Plating:

Au or Sn over

50 μ " (1.27 μ m) Ni**Operating Temp Range:**

-55 °C to +125 °C with Gold

-55 °C to +105 °C with Tin

RoHS Compliant:

Yes

PROCESSING**Lead-Free Solderable:**

Yes

SMT Lead Coplanarity:

(0.15 mm) .006" max*

*(.004" stencil solution
may be available; contact
IPG@samtec.com)**RECOGNITIONS**For complete scope
of recognitions see
www.samtec.com/quality

FILE NO. E111594

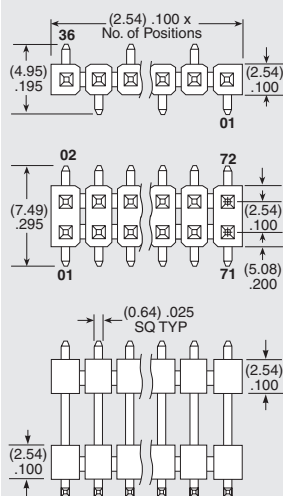
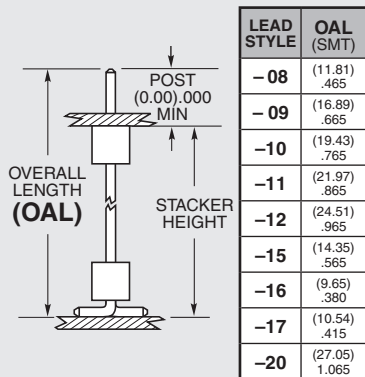
**ALSO AVAILABLE
(MOQ REQUIRED)**

- Other platings
- Locking Clip
(Manual placement
required) available with
double row -SM

Notes:For added mechanical
stability, Samtec recommends
mechanical board spacers be
used in applications with gold or
selective gold plated connectors.
Contact ipg@samtec.com for
more information.This Series is
non-standard, non-returnable.

HW NO. PINS PER ROW LEAD STYLE PLATING OPTION ROW OPTION STACKER HEIGHT SM OTHER OPTIONS

02 thru 36

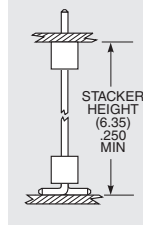
**Specify LEAD STYLE
from chart**

Due to technical progress, all designs, specifications and components are subject to change without notice.

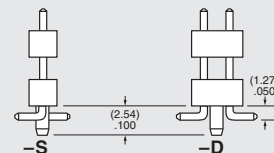
WWW.SAMTEC.COM

All parts within this catalog are built to Samtec's specifications.

Customer specific requirements must be approved by Samtec and identified in a Samtec customer-specific drawing to apply.

- "XXX"
= Stacker
Height- "XXX"
= Polarized

Specify omitted pin position

-A
= Alignment Pin

(Metal or plastic at Samtec discretion)

-TR

= Tape & Reel Packaging
(4-27 pins per row only)

(Not Available on Lead Styles 10, 11, 12 & 20)

-F

= Gold flash on contact, Matte Tin on tail

-L

= 10 μ " (0.25 μ m) Gold on contact area of longer tail, Matte Tin on tail

-G

= 10 μ " (0.25 μ m) Gold on contact area of longer tail, Gold flash on balance

-T

= Matte Tin