THIS DRAWING IS UNPUBLISHED.
VERTRAULICHE UNVERÖFFENTLICHTE ZEICHNUNG.
(C) COPYRIGHT 2001 BY AMP INCORPORATED. ALL RIGHTS RESERVED.
ALLE RECHTE VORBEHALTEN.

RELEASED FOR PUBLICATION ,2001
FREI FÜR VERÖFFENTLICHUNG

MATED WITH:
PASSEND ZU: –

was 116-18001-001

LOC A1 DIST –
PROJECT NR.: –

REVISIONS
ÄNDERUNGEN

P	LTR	DESCRIPTION BESCHREIBUNG	DATE	DWN	APVD
	A	NEW DRAWING. REPLACEMENT FOR DRAWING 116-18001-001 neue Zeichnung. Ersatz für Zeichnung 116-18001-001	25-JUN-01	C.Goetz	Haß
	A1	DRAWING UPDATED TO AVAILABLY DASH-NO. Zeichnung an verfügbare Strichvarianten angepaßt	01-SEP-04	Abraham	GSppel
	A2	PN 929966-7 AVAILABLE PN 929966-7 verfügbar	10.04.06	FrOhwirth	GSppel
	–	–	–	–	–
	–	–	–	–	–

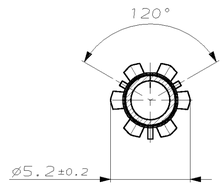

SECTION D–D
Schnitt

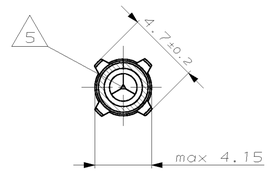

SECTION E–E
Schnitt

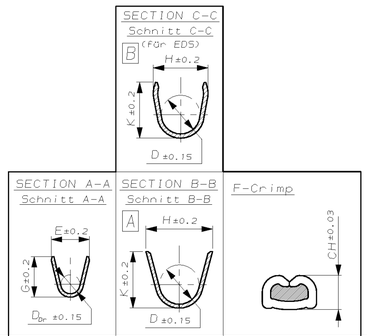

VERSION A

(UNSEALED / ungedichtet)

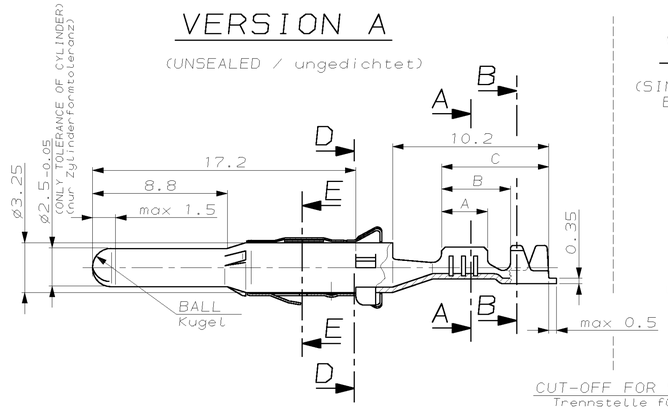

VERSION B

(SINGLE WIRE SEAL-SYSTEM / Einzel-Dichtungs-System)

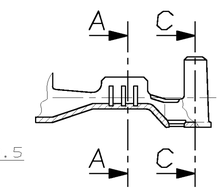

CUT-OFF FOR STRIP FORM AND LP-PARTS
Trennstelle für Bandware und LP-Teile

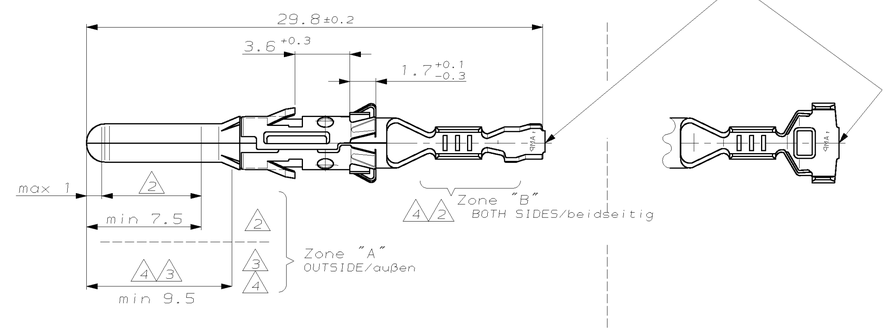

	AMP ORDER-Nr. STRIP FORM Bandware	AMP ORDER-Nr. LOOSE PIECE Einzelausführung	REV.	MATERIAL Werkstoff	SURFACE Oberfläche	DGB [mm²]	WIRE CRIMP Drahtcrimp	INSUL.-CRIMP Isol.-Crimp	WIRE CRIMP HEIGHT CH Drahtcrimp-Höhe CH	APPLICATION TOOL Anschlag-WKZ	HAND TOOL Handzange	A	B	C	AMP ORDER-Nr. SINGLE SEAL Einzeldichtung	AMP ORDER-Nr. DEAD END PLUG Blindstopfen
							CRIMP DIMENSION (mm) Crimpabmessungen (mm)			EXTRACTION TOOL Ausdrückwerkzeug Nr.: 872070-1						
Version B (SINGLE WIRE SEAL-SYSTEM / Einzel-Dichtungs-System)	6 1-929968-0	1-962972-0	M	CuFe2	2	>1.0-2.5 FLR	B E = 3.6 G = 3.8 D_{Dr} = 1.7	H = 5.0 K = 5.0 D = 3.6	2.5mm² =1.97 2.0mm² =1.82 1.5mm² =1.67	MQC-Applicator 2-878486-2	734289-2	4	6.9	8.5	828921-1	828922-1
	6 929968-9	962972-9	M		3											
	6 929968-8	962972-8	M	CuNiSi	2											
	929968-7	962972-7	M		3											
	6 929968-4	962972-4	M	CuFe2	1											
	929968-1	962972-1	M	CuNiSi	1											
	1-929967-4	1-962971-4	A	CuNiSi	4	0.5-1.0 FLR	B E = 2.6 G = 2.8 D_{Dr} = 1.1	H = 4.8 K = 4.8 D = 3.2	1.0mm² =1.45 0.75mm² =1.36 0.5mm² =1.27	MQC-Applicator 2-878485-2	734289-1	3	5.4	7	828920-1	828922-1
	1-929967-0	1-962971-0	M	CuFe2	2											
	929967-9	962971-9	M		3											
	929967-8	962971-8	M	CuNiSi	2											
	929967-7	962971-7	M		3											
	6 929967-4	962971-4	M	CuFe2	1											
	929967-1	962971-1	M	CuNiSi	1											
	6 1-929966-0	1-962970-0	M	CuFe2	2	0.2-0.4 FLR	B E = 2.1 G = 2.1 D_{Dr} = 0.8	H = 4.5 K = 4.5 D = 3.2	0.35mm² =1.11	MQC-Applicator 2-878484-2	734289-1	3	5.4	7	828920-1	828922-1
	6 929966-9	962970-9	M		3											
	6 929966-8	962970-8	M	CuNiSi	2											
	929966-7	962970-7	M		3											
	6 929966-4	962970-4	M	CuFe2	1											
	929966-1	962970-1	M	CuNiSi	1											
Version A (UNSEALED / ungedichtet)	6 1-929965-0	1-962969-0	J	CuFe2	2	>2.5-4.0 FLR	A E = 4.3 G = 4.5 D_{Dr} = 2.4	H = 5.4 K = 5.6 D = 3.2	4.0mm² =2.30 3.0mm² =2.05	MQC-Applicator 2-878483-2	734285-3	4	5.5	8.5		
	6 929965-9	962969-9	J		3											
	6 929965-8	962969-8	J	CuNiSi	2											
	6 929965-7	962969-7	J		3											
	6 929965-4	962969-4	J	CuFe2	1											
	929965-1	962969-1	J	CuNiSi	1											
	1-929964-0	1-962968-0	J	CuFe2	2	>1.0-2.5 FLR	A E = 3.6 G = 3.8 D_{Dr} = 1.7	H = 4.3 K = 4.5 D = 2.6	2.5mm² =1.97 2.0mm² =1.82 1.5mm² =1.67 1.25mm² =1.60	MQC-Applicator 2-878482-2	734285-2	4	5.5	8.5		
	6 929964-9	962968-9	J		3											
	6 929964-8	962968-8	J	CuNiSi	2											
	6 929964-7	962968-7	J		3											
	6 929964-4	962968-4	J	CuFe2	1											
	929964-1	962968-1	J	CuNiSi	1											
	1-929963-0	1-962967-0	L	CuFe2	2	0.5-1.0 FLR	A E = 2.6 G = 2.8 D_{Dr} = 1.1	H = 3.2 K = 3.4 D = 1.8	1.0mm² =1.45 0.75mm² =1.36 0.5mm² =1.27	MQC-Applicator 2-878481-2	734285-1	3	4.5	7		
	6 929963-9	962967-9	L		3											
	929963-8	962967-8	L	CuNiSi	2											
	6 929963-7	962967-7	L		3											
	6 929963-4	962967-4	L	CuFe2	1											
	929963-1	962967-1	L	CuNiSi	1											
	6 1-929962-0	1-962966-0	J	CuFe2	2	0.2-0.4 FLR	A E = 2.1 G = 2.1 D_{Dr} = 0.8	H = 2.5 K = 2.5 D = 1.4	0.35mm² =1.11 0.25mm² =1.07 0.2mm² =1.05	MQC-Applicator 2-878480-2	734285-1	3	4.5	7		
	6 929962-9	962966-9	J		3											
	6 929962-8	962966-8	J	CuNiSi	2											
	929962-7	962966-7	J		3											
	6 929962-4	962966-4	J	CuFe2	1											
	929962-1	962966-1	J	CuNiSi	1											

REMARKS
Bemerkungen

1. PRE TINNED
vorverzinnt 1–2µm

2. ZONE "A": MIN 0.8µm ELECTROPL. Au OVER MIN 1.3µm ELECTROPL. Ni LAYER
min 0.8µm galv. Au über min 1.3µm galv. Ni
ZONE "B": 1–2µm ELECTROPL. Sn OVER MIN 0.1µm ELECTROPL. Ni
1–2µm galv. Sn über min 0.1µm galv. Ni
REST: min 0.1µm ELECTROPL. Ni
min 0.1µm galv. Ni

3. ZONE "A": MIN 3µm ELECTROPL. Ag
min 3µm galv. Ag
REST: min 0.5µm ELECTROPL. Ag
min 0.5µm galv. Ag

4. ZONE "A": MIN 3µm ELECTROPL. Ag
min 3µm galv. Ag
ZONE "B": 1–3µm ELECTROPL. Sn
1–3µm galv. Sn
REST: SILVER OR TIN ALLOWED IN TRANSITION AREAS.OVERLAPPING LAYERS AND PLAIN SURFACES ARE NOT ALLOWED.
Silber oder Zinn im Übergangsbereich erlaubt.
Überlagernde Schichten oder blanke Stellen sind nicht erlaubt.

5. AT AREA OF TOP OPENING PERMITTED
Im Bereich der Spitze Öffnung zulässig

6. AVAILABILITY MUST BE CHECKED BY TYCO
Verfügbarkeit ist von Tyco zu prüfen

THIS DRAWING IS A CONTROLLED DOCUMENT FOR AMP INCORPORATED. IT IS SUBJECT TO CHANGE AND THE CONTROLLING ENGINEERING ORGANIZATION SHOULD BE CONTACTED FOR THE LATEST REVISION. DIESES ZEICHNUNGSDOKUMENT WIRD DURCH AMP INCORPORATED KONTROLLIERT. ÄNDERUNGEN, DIE DEM TECHNISCHEN FORTSCHRITT DIENEN, SIND VORBEHALTEN. DEN JEWEILS LETZTGÜLTIGEN ÄNDERUNGSSTAND ERFAHREN SIE AUF ANFRAGE.

DIMENSIONS: DIMENSIONEN: mm
TOLERANCES UNLESS OTHERWISE SPECIFIED: ALLGEMEINTOLERANZEN n. ISO 8015
DECIMALS ±0.15 mm
2-PLACE ±–
3-PLACE ±–
4-PLACE ±–
ANGLES/WINKEL ±1.5°
FINISH/OBERFLÄCHE/FARBE
MATERIAL: SEE TABLE
SEE TABLE

DWN C. Goetz 25-JUN-2001
CHK J. Granzow 25-JUN-2001
APVD J. Haß
PRODUCT SPEC PRODUKTSPEZ. 108-18027
APPLICATION SPEC VERARBEITUNGSSPEZ. 114-18020
WEIGHT GEWICHT 0.85 g

AMP tyco Electronics AMP GmbH D - 64625 Bensheim

NAME: DIA. 2.5MM PIN CONTACT
ø2.5mm Stiftkontakt

SIZE	CAGE CODE	DRAWING NO ZEICHNUNGS-NR.	RESTRICTED TO NUR FÜER
A1	00779	C-1355064	–

CUSTOMER DRAWING /KUNDENZEICHNUNG MASSSTAB 5:1 BLATT 1 OF 1 VON 1 REV A2

AMP 4805 REV 27JUN96

10-APR-06 15:46:34 eg010482 s.1355064.1.c (in EDM)