

SMM	1	NO. PINS PER ROW	02	PLATING OPTION	ROW OPTION	OTHER OPTIONS
-----	---	------------------	----	----------------	------------	---------------

02 thru 40

**-F**  
= Gold flash on contact,  
Matte Tin on tail

**-L**  
= 10  $\mu$ " (0.25  $\mu$ m)  
Gold on contact,  
Matte Tin on tail

**-S**  
= Single Row

**-D**  
= Double Row

**-XX**  
= Polarized Position

**-K**  
= (5.50 mm) .217" DIA  
Polyimide Film  
Pick & Place Pad  
(2 positions minimum,  
-02 thru -05 requires -TR)

**-P**  
= Plastic Pick & Place Pad  
(-02 thru -05 requires -TR)

**-TR**  
= Tape & Reel Packaging  
(27 positions maximum)

**-FR**  
= Full Reel Tape & Reel  
(must order maximum  
quantity per reel;  
contact Samtec  
for quantity breaks)  
(27 positions maximum)

## SMM

### Board Mates:

TMM, TMMH, MTMM, MMT,  
LTMM, TW, PTT, ZLTMM

### Cable Mates:

TCMD

## SPECIFICATIONS

### Insulator Material:

Black Liquid Crystal Polymer

### Contact Material:

BeCu

### Plating:

Sn or Au over

50  $\mu$ " (1.27  $\mu$ m) Ni

### Current Rating (TMM/SMM):

3.3 A per pin

(2 pins powered)

### Voltage Rating:

375 VAC/530 VDC

### Operating Temp Range:

-55 °C to +125 °C

### Insertion Depth:

(3.05 mm) .120" to

(3.25 mm) .128"

### Max Cycles:

100 with 10  $\mu$ " (0.25  $\mu$ m) Au

## PROCESSING

### Lead-Free Solderable:

Yes

### SMT Lead Coplanarity:

(0.10 mm) .004" max

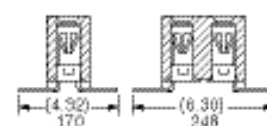
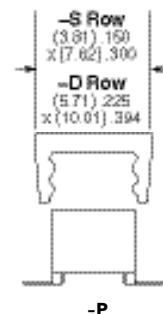
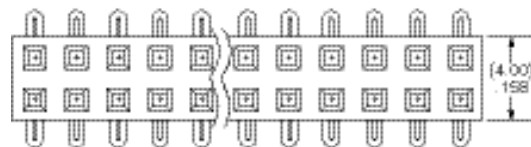
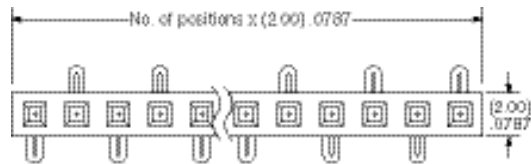
## ALSO AVAILABLE

Contact Samtec

### Locking Clip

(Manual placement required)

Other platings



## Note:

Some lengths, styles and  
options are non-standard,  
non-returnable.

View complete specifications at: [samtec.com?SMM](http://samtec.com?SMM)