30 Amp Dual Row Terminal Blocks

Specifications:

Rating: 30A, 300V
Center Spacing: .375” or 3/8” (9.52 mm)
Wire Range: #14-22 AWG CU
Screw Size: #6-32 philslot screws
Torque Rating: 9 in-lb
Distance Between Barriers: .30” (7.62 mm)
Mounting: #6 screws
Operating Temperature: 130°C (266°F) Max.
-40°C (-40°F) Min.
Materials: Molded base: Black, UL rated 94VO thermoplastic
Terminal plating: Tin over brass; Screws: Zinc plated steel
Breakdown Voltage: 3600V
Agency Information: UL/CSA; IEC Compliance; CE Certified

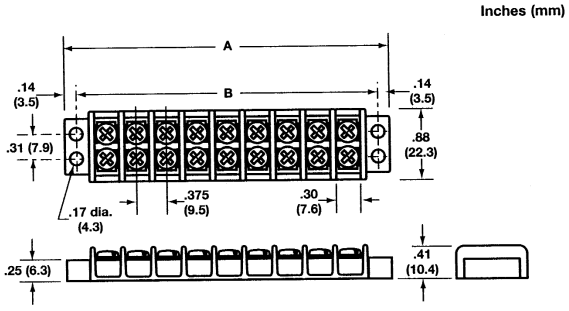

Part Number	No. Poles	“A” dim.	“B” dim.
13-1402	2	1.40”	1.12”
13-1403	3	1.78”	1.50”
13-1404	4	2.16”	1.88”
13-1405	5	2.53”	2.25”
13-1406	6	2.90”	2.62”
13-1407	7	3.28”	3.00”
13-1408	8	3.66”	3.38”
13-1409	9	4.03”	3.75”

Part Number	No. Poles	“A” dim.	“B” dim.
13-1410	10	4.40”	4.12”
13-1412	12	5.16”	4.88”
13-1414	14	5.90”	5.62”
13-1416	16	6.66”	6.38”
13-1418	18	7.40”	7.12”
13-1420	20	8.16”	7.88”
13-1422	22	8.90”	8.62”

Heavy Duty 30 Amp Dual Row Terminal Blocks

Specifications:

Rating: 30A, 300V
Center Spacing: .437” or 7/16” (9.52 mm)
Wire Range: #12-22 AWG CU
Screw Size: #6-32 philslot screws
Torque Rating: 9 in-lb
Distance Between Barriers: .353” (8.97 mm)
Mounting: #6 screws
Operating Temperature: 130°C (266°F) Max.
-40°C (-40°F) Min.
Materials: Molded base: Black, UL rated 94VO thermoplastic
Terminal plating: Tin over brass; Screws: Zinc plated steel
Breakdown Voltage: 4800V
Agency Information: UL/CSA; IEC Compliance; CE Certified

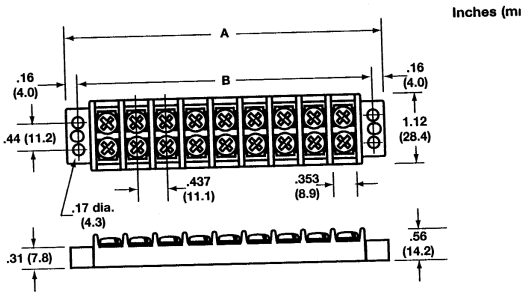



Part Number	No. Poles	“A” dim.	“B” dim.
13-1502	2	1.63”	1.31”
13-1503	3	2.07”	1.75”
13-1504	4	2.51”	2.18”
13-1505	5	2.94”	2.62”
13-1506	6	3.38”	3.06”
13-1507	7	3.82”	3.50”
13-1508	8	4.25”	3.93”
13-1509	9	4.69”	4.37”

Part Number	No. Poles	“A” dim.	“B” dim.
13-1510	10	5.13”	4.81”
13-1512	12	6.00”	5.68”
13-1514	14	6.87”	6.56”
13-1516	16	7.75”	7.43”
13-1518	18	8.62”	8.31”
13-1520	20	9.50”	9.18”
13-1522	22	10.37”	10.06”