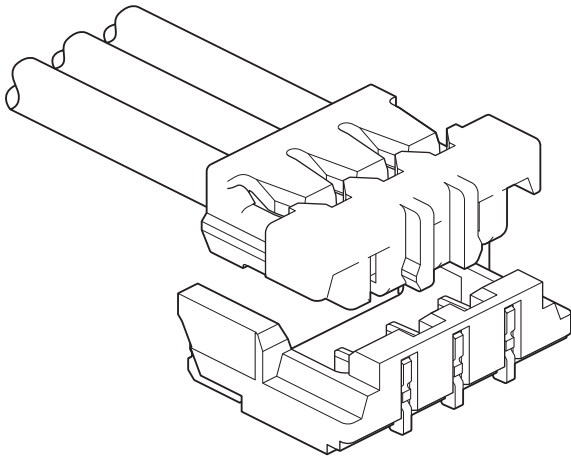




ADH CONNECTOR

1.3mm pitch/Disconnectable Crimp style connectors



This ADH connector is compact and low profile type, height 1.9 mm and width 4.3 mm, 1.3 mm pitch wire-to-board connector.

- Space saving
- Top entry but side feed type
- Connector for power supply (3 A)

Specifications

- Current rating: 3 A AC, DC
(Apply 1 A for the 3rd circuit of 5-circuit.) (AWG #26)
- Voltage rating: 30 V AC, DC
- Temperature range: -25°C to +85°C
(including temperature rise in applying electrical current)
- Contact resistance: Initial value/ 20 mΩ max.
After environmental tests/ 30 mΩ max.
- Insulation resistance: 100 MΩ min.
- Withstanding voltage: 500 VAC/minute
- Applicable wire: Conductor size/ AWG #28 to #26
Insulation O.D./ 0.63 mm, 0.98 mm

* Refer to "General Instruction and Notice when using Terminals and Connectors" at the end of this catalog.

* Contact JST for details.

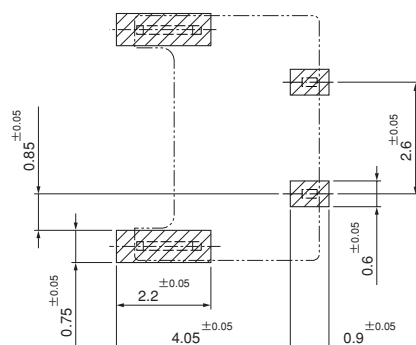
* Compliant with RoHS.

Standards

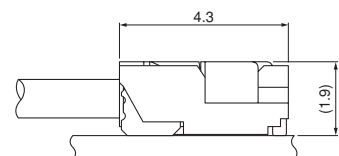
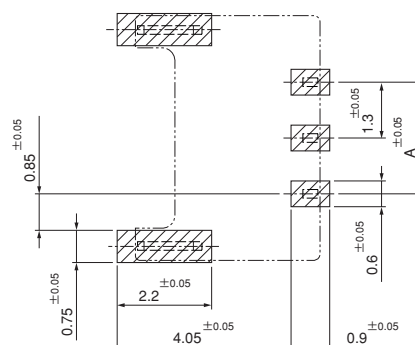
Ⓜ Recognized E60389

PC board layout and Assembly layout

<2 circuits>



<3, 5 circuits>

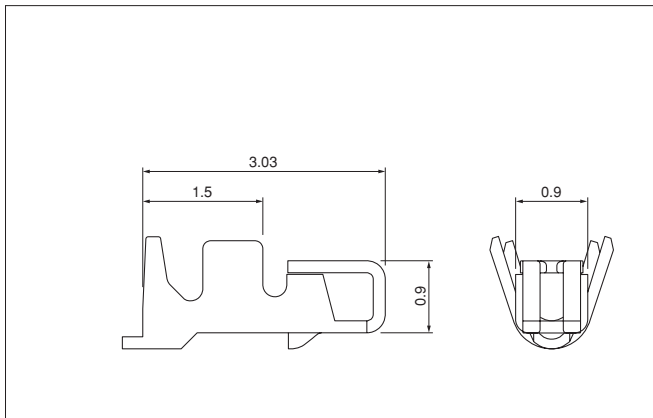


Note: 1. The above figure is the figure viewed from the connector mounting side.

2. Tolerances are non-cumulative: ± 0.05 mm for all centers. The dimensions above should serve as a guideline. Contact JST for details.

ADH CONNECTOR

Contact



Model No.	Applicable wire		Insulation O.D. (mm)	Q'ty/reel
	mm ²	AWG#		
SADH-002G-P0.2	0.14	26	0.98	25,000
SADH-003G-P0.2	0.08	28	0.63	25,000

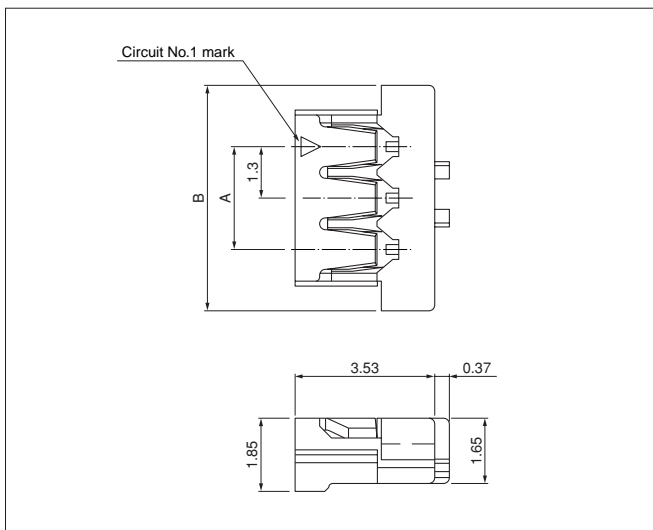
Material and Finish

Copper alloy, nickel-undercoated, gold-plated

RoHS compliance

Contact	Crimping machine	Applicator		
		Crimp applicator	Dies	Crimp applicator with dies
SADH-002G-P0.2	AP-K2N	MKS-L-10-3	MK/SADH-002-02	APLMK SADH002-02
		—	—	—
SADH-003G-P0.2	AP-K2N	MKS-L-10-3	MK/SADH-003-02	APLMK SADH003-02
		—	—	—

Housing



Circuits	Model No.	Dimensions (mm)		Q'ty/ bag
		A	B	
3	ADHR-03V-H	2.6	5.7	1,000
5	ADHR-05V-S(HF)	5.2	8.3	1,000

Material

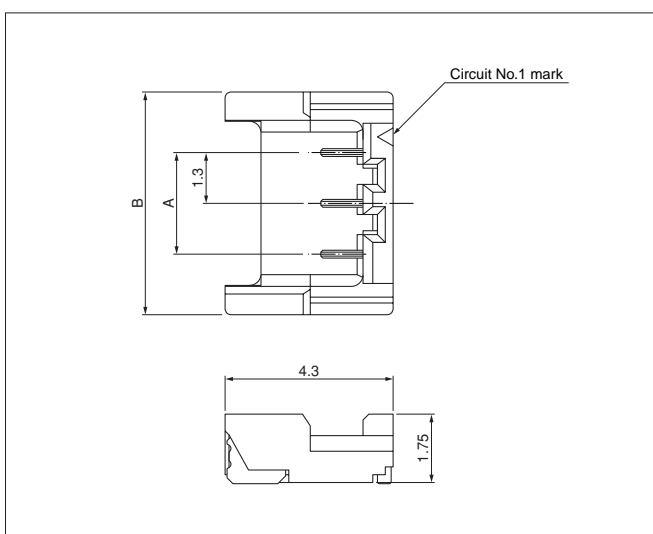
PBT, UL94V-0

RoHS compliance

<For reference> As the color identification, the following alphabet shall be put in the underlined part.
For availability, delivery and minimum order quantity, contact JST.

ex. **ADHR-03V-H**
H...gray S...natural

Shrouded header



Circuits	Model No.	Dimensions (mm)		Q'ty/ reel
		A	B	
*2	BM02(3)B-ADHSS-GAN-ETB	2.6	5.7	5,000
3	BM03B-ADHKS-GAN-ETB	2.6	5.7	5,000
5	BM05B-ADHKS-GAN-ETB(HF)	5.2	8.3	5,000

Material and Finish

Contact: Copper alloy, copper-undercoated, tin-plated (nickel-stripe)

Housing: heat resisting resin, UL94V-0

Reinforcement: Copper alloy, copper-undercoated, tin-plated (reflow treatment)

RoHS compliance These products display (LF)(SN) on a label. (2, 3 circuits)
Note: 1. These products listed above are supplied on embossed-tape.

2. *2-circuit product: Removing center pin from 3-circuit product.

<For reference> As the color identification, the following alphabet shall be put in the underlined part.
For availability, delivery and minimum order quantity, contact JST.

ex. **BM03B-ADHKS-GAN-ETB**
K...black S...white