© 2021 TE Connectivity. All Rights Reserved.

REVISIONS					
P	LTR	DESCRIPTION	DATE	DWN	APVD
	B	REVISED PER PCN-21-118564	04MAR2022	DRK	CB

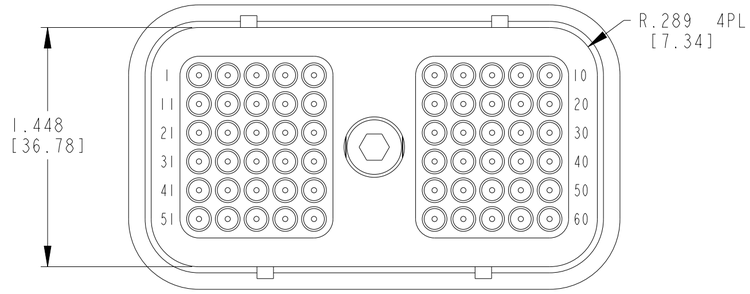

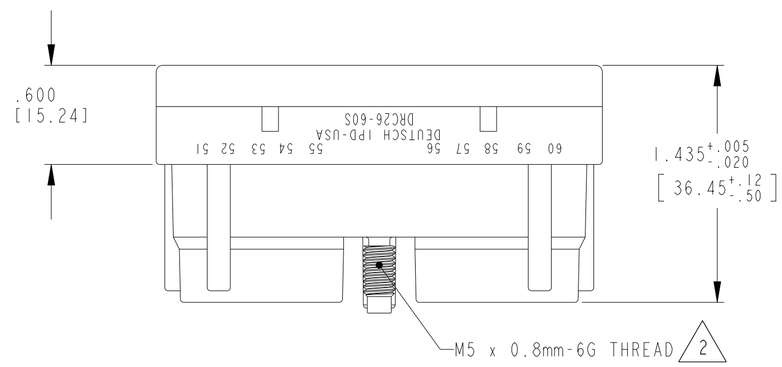

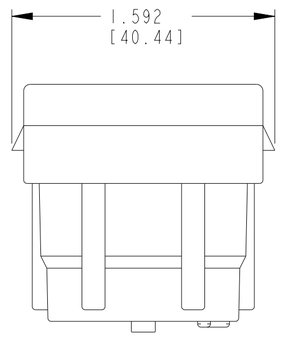

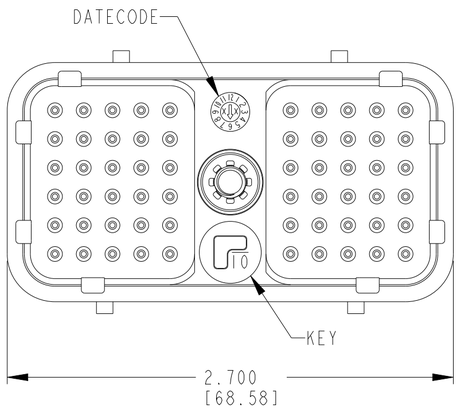

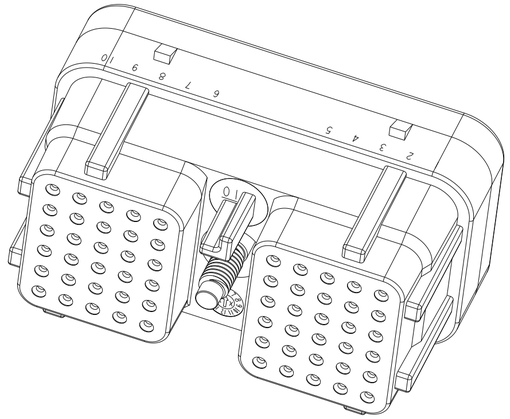

DRC26-60S01

DRC26-60S02

DRC26-60S03

DRC26-60S04

DRC26-60S05

DRC26-60S06

DRC26-60S07

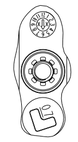

DRC26-60S08

DRC26-60S09

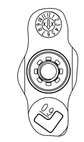

DRC26-60S10

KEY ORIENTATION

TCPN	ALIAS PART NUMBER
DRC26-60S01	DRC26-60S01
DRC26-60S02	DRC26-60S02
DRC26-60S03	DRC26-60S03
DRC26-60S04	DRC26-60S04
DRC26-60S05	DRC26-60S05
DRC26-60S06	DRC26-60S06
DRC26-60S07	DRC26-60S07
DRC26-60S08	DRC26-60S08
DRC26-60S09	DRC26-60S09
DRC26-60S10	DRC26-60S10

5. MATERIAL: HOUSING: PA46 30% GF (BLACK); BOLT: STEEL, TRIVALENT ZINC PLATED (ROHS COMPLIANT);
CLIP: STEEL; GROMMET: VMQ

4. THIS PLUG MATES WITH 0944328L**-**** RECPTACLE.
(** = KEY ARRANGEMENT; **** = ALL MODIFICATIONS)

3. FOR CONTACT AND WIRE PERFORMANCE AND APPLICATION CHARACTERISTICS
SEE ENVELOPE DRAWING 0425-015-0000.

2. RECOMMENDED RETAINING BOLT TORQUE: 25-28 IN-LB [2.82-3.16Nm]

1. PLUG IS SUPPLIED WITH DUST CAP. (NOT SHOWN)

NOTES:

CONTACT SIZE	MIN. O.D.	MAX. O.D.	WIRE GAUGE RANGE
20	.040 [1.016]	.095 [2.413]	16 - 20 [1.00-0.50mm^2]

THIS DRAWING IS A CONTROLLED DOCUMENT.

DIMENSIONS: INCHES [mm]

TOLERANCES UNLESS OTHERWISE SPECIFIED:
0 PLC ±-
1 PLC ±-
2 PLC ±-
3 PLC ±.025 [.64]
4 PLC ±-
ANGLES ±-

MATERIAL 5

FINISH -
-

DWN D MEYER 10SEP1999
CHK B BYFORD 20JUN2008
APVD D MEYER 20JUN2008
PRODUCT SPEC 108-151052
APPLICATION SPEC -
WEIGHT -

CUSTOMER DRAWING

TE Connectivity

NAME PLUG
60 CONTACTS, SIZE 20
DRC SERIES

SIZE	CAGE CODE	DRAWING NO	RESTRICTED TO
A2	00779	C-DRC26-60SXX	-

SCALE 3:2 SHEET 1 OF 1 REV B

1471-9 (3/13)