

## F-59X

### Electrical Specifications (@25C)

1. Maximum Power: 24.0 VA
2. Primary: 115V 50/60 Hz
3. Secondary: 60.0VCT @ 0.400 Amps
4. Voltage Regulation: 15 % TYP @ full load to no load
5. Temperature Rise: 35C TYP (45C MAX allowed)

### Description:

The F-59X is part of a series which has a long history of reliable service in the field, made from a proven design and constructed with UL recognized materials.

### Construction:

Wound on a single channel nylon bobbin. Materials are UL recognized, Class B (130° C) rated.

### Safety:

These products are 100% hipot tested with an insulation of 1500V between primary and secondary windings as well as between the primary / secondary windings and the core.

### Dimensions: Units: In inches

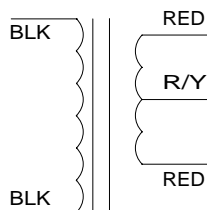
A	B	C	D
1.937	3.312	2.00	2.812

Mounting Hole Diameter: .187 in

Lead length: 7.0 inches  $\pm$  1 inch

Weight: 1.30 lbs

### Schematic:

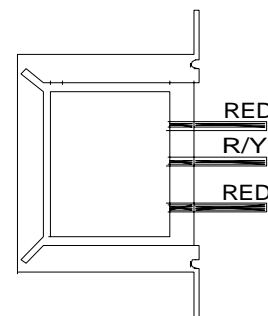
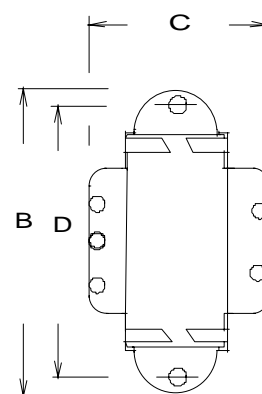
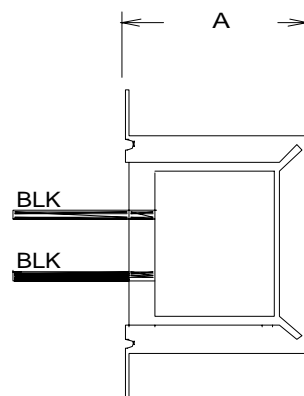


Primary: Black to Black

Secondary: Red to Red

**RoHS Compliance:** As of manufacturing date February 2005, all standard products meet the requirements of 2002/95/EC, known as the RoHS initiative.

\* Upon printing, this document is considered "uncontrolled". Please contact Triad Magnetics' website for the most current version.



# Mouser Electronics

Authorized Distributor

Click to View Pricing, Inventory, Delivery & Lifecycle Information:

[Triad Magnetics:](#)

[F-59X](#)