TESTERS

www.eclipsetools.com

Butt Set

- Amplified speaker for both Talk and Monitor Modes (battery operated)
- 12 memory positions
- Last number redial function
- Moisture and dust-resistant housing
- Profile of design allows test set to be easily held (hands-free) between shoulder and head
- Lightweight, compact design
- 9V battery included
- Dimension: 11.2" x 2.8" x 2.8"

Best Value – compare to TS22A"
"Data Safe Monitor Mode"

Description	Part No.
Butt-Set	**400-042**

Telecom Mini-Test Set

Data Safe ADSL Mode

- LCD display for dialing number, Caller ID, Clock and other information
- Indicator for determine the Net service and speed
- Headset & neck strap provide convenien hand-free function
- Smart power saving, estimate battery life
- 62 Caller ID memories, each memory up to 16 digits
- 16 dialing number memories, each number up to 16 digits
- Support 2 dialing modes: Tone (DTMF) and pulse
- Up to 16 digits phone number memory for speed dialing key
- Pre-dialing and last number redial function
- PBX pause key, insert a PBX pause in stored numbers
- Cable continuity & Tel. line polarity indicator
- RJ-45 port for extension change cord
- Standard alligator clip
- Auto Busy Redial

Headset

Neck strap

Incoming and dialing number display

Accessories

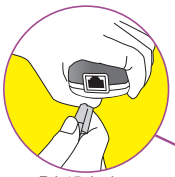

RJ-45 Jack
NET service detection

Alligator clips

Description	Part No.
Telecom Test Set	**MT-8002**

Test Lead (Professional Clip Style)

- Professional grade "Bed of Nails" insulation piercing clips within the jaws
- Ultra-durable nylon braided jacket
- Guarantee ruggedness and flexibility
- Non-insulated ring terminals
- Connect directly to 400-042 butt set
- Length: 60 inch
- Materials: Nylon, Copper
- Color: Red/Black

Description	Part No.
Test Lead (Professional Clip Style)	**902-267**

In-Line Modular Adapters

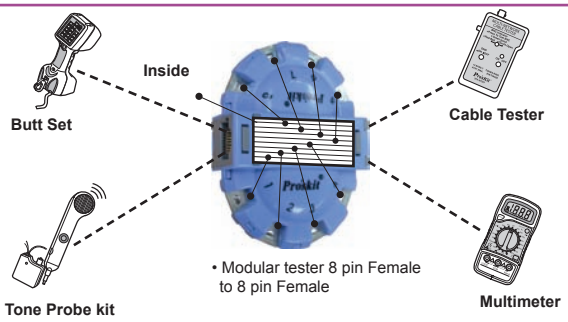

• Modular tester 8 pin Female to 8 pin Female

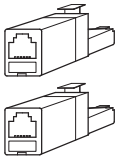

• **6** pin Female to **8** pin Male

• **4** pin Female to **8** pin Male

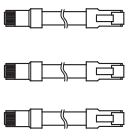

• **6** pin to **8** pin 8"

• **8** pin to **6** pin 8"

• **8** pin to **4** pin 8"

Description	Part No.
In-Line Modular Adapters	**900-244**

TESTERS

Economy Multimeter

Best Value

- AC/DC voltage up to 600V
- DC current up to 10A
- Resistance 200-2M ohms
- hFE: 1-1000
- Diode test
- Data hold
- 9V power

Description	Part No.
Economy Multimeter	400-014

Digital Multimeter

- Display: 3999 counts, Digit is 25mm high.
- Data hold
- Continuity checking with buzzer
- Diode test
- Relative measurement
- hFE: 1~1000
- DC Voltage: 400mV±0.5%,4/40/400/1000V ±0.8%
- AC Voltage: 200mV±1.2%,2/20/200/750V±1.5%
- DC Current: 400μ/4m/40m/400mA±1.0%, 10A±2.0%
- AC Current: 400μ/4m/40m/400mA±1.5%, 10A±2.5%
- Resistance: 400Ω±1.2%,4K/40K/400K/ 4MΩ±1.0%,40MΩ±2.0%
- Capacitance: 4nF±5%,40nF±2.0%, 400nF±0.5%,4μF±1.0% 40μF±1.5%
- Frequency: 10/100/1K/10K/100K/1M/10MHZ±0.5%
- Auto power-off
- Power: AA(1.5V)x2
- Dimension: 6-1/4" x 3-1/4" x 1-3/4" (Without soft protection rubber case)
- Battery included

Description	Part No.
Digital Multimeter	400-043

3-IN-1 Auto-Detector

Detects Studs, Metal and Voltage

Description	Part No.
3-IN-1 Auto-Detector	400-032

20AMP Digital Multimeter

Best Value

This meter is one of a series of portable, professional measuring instruments capable of performing the following functions:

- DC and AC voltage measurement
- DC and AC current measurement
- Resistance measurement
- Capacitance measurement
- Diode and Transistor test
- Audible continuity test
- Temperature measurement
- Frequency measurement

There are different functions and 32 ranges provided. A rotary switch is used to select functions as well as ranges.

GENERAL:

• Maximum voltage between terminals and earth ground	1000V dc or 700V rms ac (sine)
• Fuse protection	mA: F 200mA/250V (A: unfused)
• Power Supply	9V battery
• Display	LCD, 1999 counts, updates 2-3/sec
• Measuring method	Dual-slope integration A/D converter
• Overrange indication	"1" figure only on the display
• Polarity indication	"–" displayed for negative polarity
• Operating temperature	0°C to 40°C (32°F to 104°F)
• Storage temperature	–10°C to 50°C (10°F to 122°F)
• Low battery indication	"[– +]" appears on the display

Description	Part No.
20AMP Digital Multimeter	400-047

Protective Function Analog Multimeter

- Durable reliable vibration-proof and patented protection circuit
- Double-sided glass epoxy through hole resist finish
- Protective function preventing mixed measurements
- Resistance, current and low-range voltage.
- DCV: 0.1/0.5/2.5/10/50/250/1000V (DC 20KΩ/V)
- DCA: 50μ/2.5m/25m/250m/10A
- ACV: 10/50/250/1000V (AC 9KΩ/V)
- Resistance: 1/10/1K/10KΩ
- Capacitance: C1(Rx1K): 2000μF,
- Battery: 1.5Vx@2+9Vx@1
- Continuity checking with buzzer

Description	Part No.
Protective Function Analog Multimeter	902-136

Auto-Ranging Professional Digital Multimeters

- 3 3/4 digit Display(4,000 counts), Large LCD Display, LCD window size: 45x25 mm.
- Auto-ranging functions.
- Touch Switch buttons respectively for Relative Test(REL), Data Hold-on(Data-H) except for Frequency Range, Back-lighting(BLCTR) and Function select (Func) for AC/DC Inter-change, Buzzer/Diode inter-change .
- Hight sensitivity of 100μV.
- Impedance: 10MΩ on all DCV&ACV ranges.
- Double-injection Plastics case(ABS + TPE).
- Good Protection by PTC, Two Fuses & Diode on the ranges of Current, Resistance, Voltage.
- Power-saving design to keep battery long life.
- Auto Power-Off once no operating after 20 minutes.
- Continuity Test, Transistor Test, Diode test, LED checky, Auto-zeroing.
- DC Voltage: 400m~1000V(±1.0% of rdg+2 Digits).
- AC Voltage: 4~750V(±1.5% of rdg+5 Digits).
- DC Current: 400μ~400mA(±1.2% of rdg+2 Digits), 10A(±2.0% of rdg+3 Digits).
- AC Current: 400μ~400mA(±1.5% of rdg+3 Digits), 10A(±2.5% of rdg+5 Digits).
- Resistance: 400~4MΩ(±1.0% of rdg+2 Digits), 40MΩ(±2.0% of rdg+4 Digits).
- Capacitance: 4nF(±5.0% of rdg+25 Digits), 40nF(±2.5% of rdg+10 Digits), 400nF (±0.8% of rdg+3 Digits) 4μF(±1.5% of rdg+2 Digits), 100μF(±2.0% of rdg+2 Digits).
- Frequency: 10~2MHz(±0.5% of rdg+2 Digits), 2M~20MHz(±2.5% of rdg+2 Digits).
- Temperature: -20~1000ºC(±2.0% of rdg+2 Digits), 0~1800ºF(±2.5% of rdg+2 Digits).
- Power: 6F22 9V battery 1pc.
- Size: 147 x 75 x 40 mm.
- Weight: 270g with battery.
- This instrument complies with insulation category (over voltage category), CAT II1000V.
- Pollution degree 2 in accordance with IEC-664.

Description	Part No.
Auto-Ranging Professional Digital Multimeters	**902-243**

Professional 3 1/2 Digital Multimeters

- 3 1/2 digit Display (1,999 Counts), Large LCD Display, LCD window size: 45x25 mm
- Back Light for LCD with button and automatically turn-off after 10 sec.
- Push-type Switch buttons respectively for Data Hold-on(HOLD), Back-lighting (BLCTR) and AC/DC Inter-change.
- Hight sensitivity of 100μV.
- Impedance: 10MΩ on all DCV&ACV ranges.
- Double-injection Plastics case(ABS + TPE).
- Good Protection by PTC, Two Fuses & Diode on the ranges of Current, Resistance, Voltage.
- Continuity Test, Transistor Test, Diode test, LED check, Automatic low battery, Auto-zeroing.
- DC Voltage: 200mV(±0.5% of rdg+1 Digit), 2/20/200V(±1.0% of rdg+2 Digits), 1000V(±1.5% of rdg+2 Digits).
- AC Voltage: 200mV(±1.0% of rdg+3 Digits), 2/20/200V(±1.5% of rdg+3 Digits), 750V(±2.5% of rdg+4 Digits).
- DC Current: 200μ/2m/20m/200mA(±1.2% of rdg+2 Digit), 10A(±2.0% of rdg+3 Digits).
- AC Current: 200μ/2m/20m/200mA(±1.5% of rdg+3 Digits), 10A(±2.5% of rdg+5 Digits).
- Resistance: 200Ω(±1.2% of rdg+2 Digits), 2K/20K/200K/2MΩ(±1.0% of rdg+2 Digits), 20MΩ(±2.5% of rdg+4 Digits).
- Power: 6F22 9V battery 1pc.
- Size: 147 x 75 x 40 mm.
- Weight: 260g with battery.
- This instrument complies with insulation category (over voltage category), CAT II 1000V.
- Pollution degree 2 in accordance with IEC-664.

Description	Part No.
Professional 3 1/2 Digital Multimeters	**902-248**

Digital Earth Resistance Tester

- Capable of measuring earth voltage (Vac.)
- 2mA measuring current permits earth resistance to test without tripping earth leakage current breakers in the circuit.
- Battery operated.
- Auto power off function.
- Data hold function.
- Small and light weight.

IEC 1010 CAT.III

Description	Part No.
Digital Earth Resistance Tester	**8PK-ST1520**

Specifications	
Measurement ranges	Earth resistance 0-20Ω/0-200Ω/0-2000Ω Earth voltage 0-200V AC (40-500Hz)
Accuracy	Earth Resistance ±(2% rdg+2dgt) Earth Voltage ±(1% rdg+2dgt)
Earth resistance resolution	0-20Ω(0.01Ω) 0-200Ω(0.1Ω) 0-2000Ω(1Ω)
Measurement system	Earth resistance by constant current inverter 820Hz APPROX. 2mA.
Low battery indication	“B” symbol appears on the display
Data hold indication	“DH” symbol appears on the display
Over range indication	“1” (MSD)
Open circuit indication	LED will be unlit
Display LCD	3-1/2 digit (2000 counts)
Power source	1.5V(SUM-3) x 6. Type AA.
Dimensions (mm)	163(L) x 100(W) x 50(D)
Weight	480g approx.(battery included)
Accessories	Test leads (red 15m yellow-10m green-5m), Auxiliary earth bars. Heavy-duty case, Instruction manual

Multi-Modular Cable Tester

- Auto scans twisted pairs for shorts/opens/mis-wiring
- USOC4/6/8 testing
- RJ45/RJ12/RJ11 connector capability
- Designed to test intentionally crossed pairs or straight through pairs
- Remote terminator allows testing of already installed cables

Description	Part No.
Multi-Modular Cable Tester	**400-004**

Receptacle Tester



Description	Part No.
Receptacle Tester-Standard	**400-029**
Receptacle Tester-GFCI Outlets	**400-030**

Lan Cable Tester

3PK-NT040C LAN cable testers are intelligent continuity testers for LAN cables which save time on the job. Their intuitive operation keep you from wasting time working through complex menus.

- Comes with 8 identifier remotes and carrying case

Description	Part No.
Lan Cable Tester	**3PK-NT040C**

Circuit Breaker Identifier

- Quickly identifies and locates 110 ~ 125 VAC circuit breakers and fuses. Not necessary to interrupt power.
- Audible tone generated when matching breaker is located
- An easy way to identify location of circuit breaker on the circuit breaker panel box which is connected to a specific outlet

Description	Part No.
Circuit Breaker Identifier	**400-031**

Cable Sniffer with Remote

- Tests RJ45 CAT5, USB, and BNC
- 5 LED's
- Performs tests of Shorts and Opens
- 9V Battery powered (not included)

Description	Part No.
Cable Sniffer with Remote	**400-019**

Mini-LAN Tester

- This Mini-LAN Tester is a small, hand-held tool for verifying, troubleshooting and quickly diagnosing problems during a LAN installation.
- This tester offers easy operation.
- Simply push the "TEST" button and the LEDs quickly give a clear indication of the LAN status.

Description	Part No.
Mini-LAN Tester	**400-018**

Economy LAN Cable Tester w/Remote

- Check in Loopback or Installed/Remote mode
- Tests Shielded and Unshielded twisted pair cable (STP/UTP)
- 9V Battery not included



Description	Part No.
Economy LAN Cable Tester w/Remote	**400-021**

LAN/LINK Identifier

- Link status
- 10/100mbps
- Full/Half duplex
- Receive data
- HUB/Switch/NIC blink
- No Link or Fault
- Battery low indicator to ensure accurate results
- Hub & NIC Status

Description	Part No.
LAN -Tester	**400-040**

LAN Cable Tester with Remote

Description	Part No.
Standard configuration, RJ45/BNC Cables	**400-001**

Multi-Modular Cable Tester

- Tests RJ45, 10 Base-T, Token Ring, RJ11/12 USOC and Coaxial Cables
- Checks continuity, shorted/open and crossed wire pairs
- Coaxial cable tested for shorted or open shield as well as center conductor breaks
- LED's on both units allow for one person testing
- 9V Battery not included

Description	Part No.
Multi-Modular Cable Tester	**400-026**

PC Cable Tester

- Tests most common PC and network related cables for opens, shorts and pin-to-pin connections
- Automatic / Variable speed scan mode
- USB(A) & USB(B) & Firewire connectors, (400-007 only)
- Operates on external 9V positive center pin adaptor, (not included)
- Enhanced LED glow for shorted printer cable test
- Connector types include:
  - 36 pin Centronics
  - 9, 15 & 25 pin D-Subminiature
  - 15 pin High Density D-Sub
  - BNC
  - 8P8C RJ45 Modular Jack (shielded)
  - USB(A) & USB (B) and 1394 Connectors (model 400-007 only)

Description	Part No.
PC Cable Tester With USB Connectors (as shown)	**400-007**

Current Probe

- SMT Application
- Display: Digital and analog display. 3999 counts and 42 segments bar graph.
- Digit is 9mm high
- DC Voltage:400V/600V ±1.0%
- AC Voltage: 400V/600V ±1.5%
- AC Current : 40A/400A ±2.0%
- Max. Diameter for conductor: ø1.1"
- Resistance : 400Ω±1.0%
- Data hold
- Continuity Test
- Autorange and manual range
- Back Light
- Power: AAA (1.5V) x 2

Description	Part No.
Current Probe	**400-022**

Hand Held Digital Clamp Meter

- LCD size : 0.6" x 1.9" display:1999 counts
- Max. Diameter for conductor: ø60mm
- DC Voltage : 1000V±0.8%
- AC Voltage : 600V±1.2%
- AC Current : 200-600A±2%, 600-1000A±3%
- Resistance : 200Ω / 20KΩ±1%
- Continuity check : Built in buzzer will sound.
- Data hold : Provided
- Power: 9V Battery

Description	Part No.
Hand Held Digital Clamp Meter	**902-074**

Oscilloscope Probe Kit

- Switchable X1/X10 attenuation with reference switch positions.
- Break-resistant center conductor & wide compensation range.
- Flatter response, sharper leading edges.
- Faster rise time and replaceable cable probe head tip and ground lead.
- Max. input voltage: 600V (DC-peak AC).
- Includes BNC adapter, IC tip, insulating tip & trimming tool.

Switchable series							
Model No.	Attn.	Readout	Input impedance	Band width	Resetime	Max input V	Compensation range
6HP-9060	x1	No	1MΩ 90PF	6MHz	58ns	600VDC	NA
	x10		10MΩ 18PF	60MHz	5.8ns		10-35PF
6HP-9100	x1	No	1MΩ 47PF	6MHz	58ns	600VDC	NA
	x10		10MΩ 16PF	100MHz	3.5ns		10-35PF
6HP-9150	x1	No	1MΩ 47PF	6MHz	58ns	600VDC	NA
	x10		10MΩ 15PF	150MHz	2.3ns		10-35PF
6HP-9250	x1	No	1MΩ 47PF	6MHz	58ns	600VDC	NA
	x10		10MΩ 14PF	250MHz	1.4ns		10-35PF

Dual Telephone Line Tester

- Tester two lines in Same RJ11 jack
- Protects modem (Digital systems provide high-current phone lines that can damage most computer modems. Since both safe analog lines and dangerous digital lines use the same type of connectors, it is impossible to visually determine if a phone line is safe. Use Voltage Valet's Digital Phone Line Tester before you plug in to detect high-current digital telephone lines that can damage your computer modem.)

Description	Part No.
Dual Telephone Line Tester	**400-028**

Telecom Tester

- Inexpensireand effective
- The tele-check
- Inscrt the plug

Description	Part No.
Telecom Tester	**400-017**

All-in One Toner & Probe Kit

Best Value

Features:
- Locates cables quickly and easily
- Locates hidden cables
- Isolates the right cable or pair fast
- Overcome noise and save time
- Tone on live networks safely and effectively
- Verify conductor continuity with cable map
- Identify and troubleshoot cable services RJ45/RJ11/USB and Coax

Applications:
- Copper cabling media, including shielded (STP) and UTP cable.
- 75 or 50 Ohm coaxial cable
- 10 Base-T or 10/100 Base-T datacom net works
- Two conductor control, security, generic cabling
- POTS telecom service
- Testing range: 1500 meters

4 Testers in One

Description	Part No.
All-in One Toner & Probe Kit	902-228

Tone Generator and Probe Set

Item #: 400-011C

Item #: 400-011B

- Comes with a canvas carrying pouch and belt loop for convenient portability

Description	Part No.
Tone Generator and Probe Set	400-011
Pouch from 400-011	400-011A
Probe from 400-011	400-011B
Tone generator from 400-011	400-011C

Non-Contact AC Detector

Ideal for electrical troubleshooting detecting a live AC source and locating a burned-out bulb in a series. Detects AC voltage without connection into the wire circuit. Very bright LED and buzzer alarm informs you that voltage is present. Pen-shaped design for easy carrying and storage.

- Test Volt: 90-240V AC 50-60Hz
- Instant Indication: Bright LED on end Beeper sound intermittently
- Contents : AC voltage detector, Precision screwdriver and 2 “AAA” batteries

Description	Part No.
Non-Contact AC Detector	NT-303

8-Way Coaxial Cable Mapper

The 8 way coaxial cable mapper is designed to find and identify multiple coax cables. It is a hand-held device for CATV and security system installers who test multi-run coax systems terminated with F-connectors, or those who wish to map runs to a central bundle. It can be used to put a tone signal on a coax cable. With eight individual remote terminators, it’s ideal for mapping coax installations.



8 Serial-number Terminators

Description	Part No.
8-Way Coaxial Cable Mapper	NT-301

Mini-Pocket Tester

The cable test detects DC continuity or shorts using a loud audible tone and an easy to read LED.
The system has a DC generator/short detector and a removable tone detector that screws into the base.

Description	Part No.
Cable Test	NT-302

Mini-Pocket Tester Kit with adaptors

NT-302 cable tester supports coaxial cable with F-connectors. With the addition of a wide range of optional adapters, you can test telephone, LAN, audio, security, or virtually any other type of wire or cable easily.

KITS includes:
- NT-302 cable tester
- F-81 F double female adapter
- 2 F double male adapter
- 2 F push-on male to female adapters
- 2 RCA male to F-female adapters
- 2 RCA female to F-male adapters
- 2 BNC male to F female adapters
- 2 BNC female to F-female adapters
- 2 RJ-11 adapters
- 2 RJ-45 adapters
- 5 F Female to PAL Female

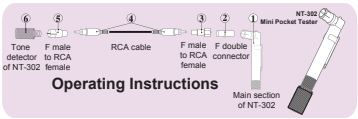

Operating Instructions

Description	Part No.
8 Way Coaxial Cable Mapper W/8 Serial Number Terminator	NT-3200

TESTERS