THIS DRAWING IS UNPUBLISHED. RELEASED FOR PUBLICATION -,- .
© COPYRIGHT - By - ALL RIGHTS RESERVED.

LOC	DIST
—	—

REVISIONS

P	LTR	DESCRIPTION	DATE	DWN	APVD
	F3	REVISED PER ECR-15-000377	09JAN2015	NK	DC

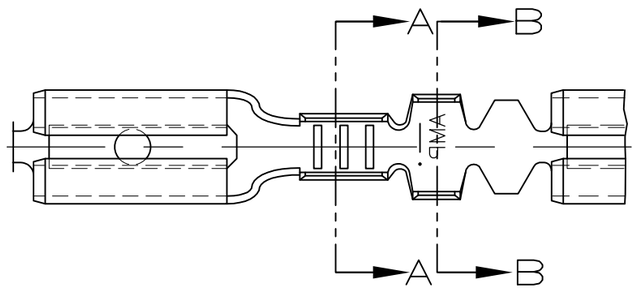

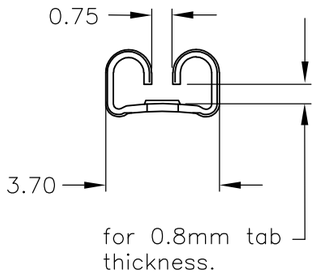

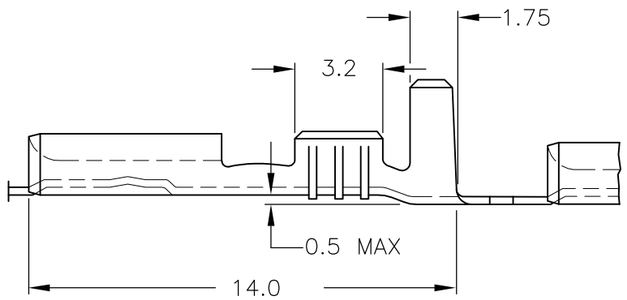

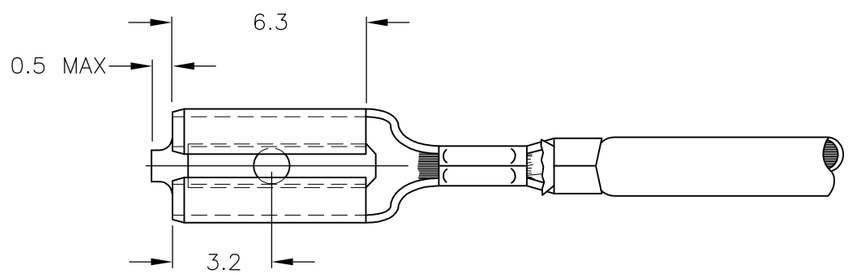

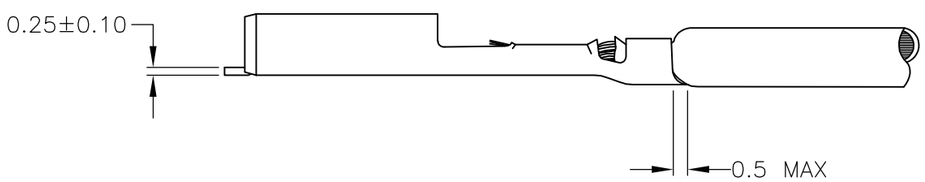

NOTES:

1. FOR USE ON MINIATURE APPLICATORS (LEFT-RIGHT FEED) AND STANDARD APPLICATORS (RIGHT-LEFT FEED).
2. FOR USE ON MINIATURE APPLICATORS (AMP-O-MATOR APPLICATION) (LEFT-RIGHT FEED).
3. REELED WITH PAPERCOVER.
4. OBSOLETE PARTS: OBSOLETE CIS STREAMLINING PER D.RENAUD/D.SINISI

NOTES	FINISH	MATERIAL	PART NUMBER
4 OBSOLETE 3 1	UNPLATED	PH.BRONZE	~~1-160534-1~~
3 1	UNPLATED	BRASS	1-160534-0
1	PRE-TINPLATED	PH.BRONZE	160534-9
4 OBSOLETE 2 1	UNPLATED	PH.BRONZE	~~160534-8~~
4 OBSOLETE 2 1	TINPLATED	BRASS	~~160534-7~~
4 OBSOLETE 2 1	UNPLATED	BRASS	~~160534-6~~
1	PRE-TINPLATED	BRASS	160534-5
1	UNPLATED	PH.BRONZE	160534-4
1	SILVERPLATED	BRASS	160534-3
1	TINPLATED	BRASS	160534-2
1	UNPLATED	BRASS	160534-1

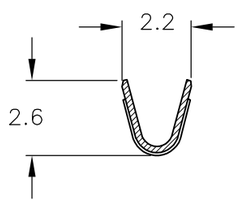

SECTION A-A

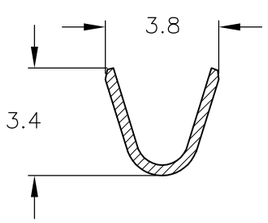

SECTION B-B

WIRE RANGE : 0.5-1.0 mm²

INSULATION RANGE : 2.0-3.0mm DIA.

DIRECTION OFF TOP OF REEL

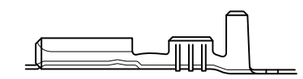

Terminal "U" up.

THIS DRAWING IS A CONTROLLED DOCUMENT.

DIMENSIONS: mm

TOLERANCES UNLESS OTHERWISE SPECIFIED:

0 PLC	± -
1 PLC	± 0.30
2 PLC	± 0.15
3 PLC	± -
4 PLC	± -
ANGLES	± -

MATERIAL: SEE TABLE

FINISH: SEE TABLE

DWN	J.V.D.HEIJDEN. 08-04-92
CHK	A.BIJNEN. -
APVD	L.V.SOEST. -
PRODUCT SPEC	—
APPLICATION SPEC	114-2036
WEIGHT	—

TE Connectivity

NAME: .110 SRS FASTON RECEPTACLE.

SIZE	CAGE CODE	DRAWING NO	RESTRICTED TO
A3	00779	C-160534	—

CUSTOMER DRAWING

SCALE	SHEET	REV
—	1 OF 1	F3