THIS DRAWING IS UNPUBLISHED. RELEASED FOR PUBLICATION
© COPYRIGHT BY TYCO ELECTRONICS CORPORATION. ALL RIGHTS RESERVED.

LOC	DIST
J	

REVISIONS
変更

P	LTR	DESCRIPTION	DATE	DWN	APVD
	B	REVISED FJB0-0166-03	11MAR03	H.H	T.K

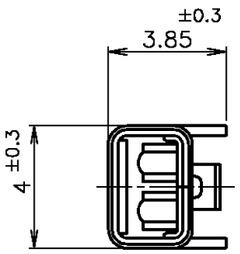

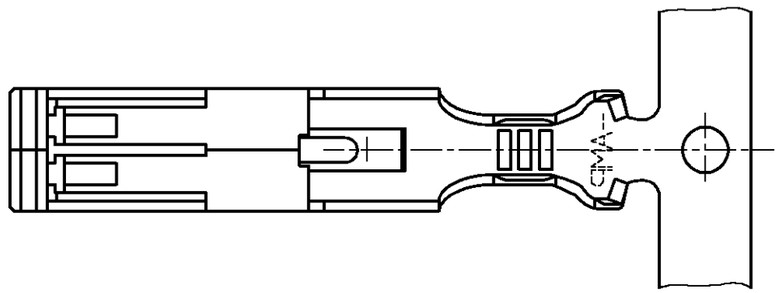

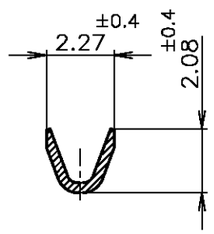

SECT "A"–"A"

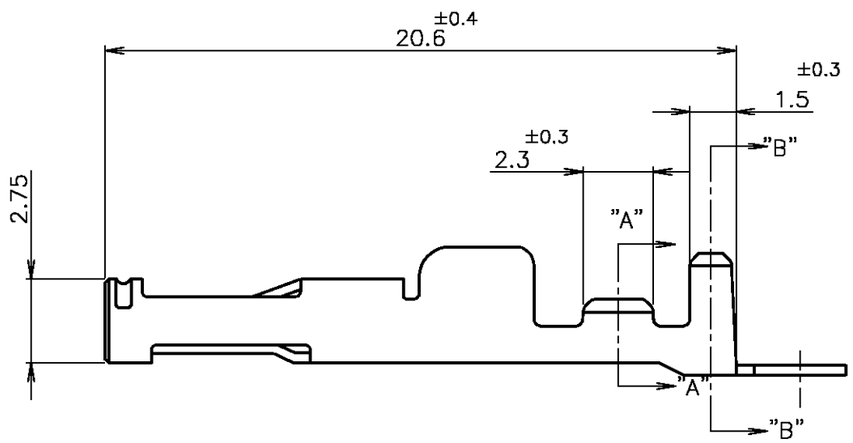

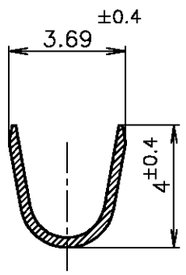

SECT "B"–"B"

注記

1. 材料： 銅合金
2. 仕上げ：材料めっき
   全面ニッケル下地めっきの上に
   接触部：金めっき
   圧着部：半田めっき
3. 仕上げ： 全面錫めっき
4. 仕上げ：材料めっき
   全面ニッケル下地めっきの上に
   接触部：金めっき
   圧着部：錫めっき
5. 使用コネクタ型番：X-179323-X,X-179312-X
6. 一般公差
   10以下：±0.2
   10を越え30以下：±0.25
   30を越え100以下：±0.3
   角度：±3°

NOTES;

1. MATERIAL : COPRER ALLOY.
2. FINISH : PRE-PLATED
   NICKEL PL ALL OVER
   CONTACT AREA : GOLD PL.
   BARREL AREA : TIN-LEAD PL.
3. FINISH : TIN PL ALL OVER.
4. FINISH : PRE-PLATED
   NICKEL PL ALL OVER
   CONTACT AREA : GOLD PL.
   BARREL AREA : TIN PL.
5. USED CONNECTOR P/N : X-179323-X,X-179312-X
6. GENERAL TOLERANCE
   10≥ : ±0.2
   30≥ >10: ±0.25
   100≥ >30: ±0.3
   ANGLES: ±3°

4	179317-4
3	1-179317-2
2	179317-2
仕上 FINISH	P/N

WIRE RANGE 接合電線断面積	INSULATION DIA 被覆外径
0.2~0.5mm²(AWG20~24)	ø1.4~2.6 mm

THIS DRAWING IS A CONTROLLED DOCUMENT.

DIMENSIONS: 単位：耗 MM

TOLERANCES UNLESS OTHERWISE SPECIFIED: 一般公差

0 PLC	±	6
1 PLC	±	
2 PLC	±	
3 PLC	±	
4 PLC	±	
ANGLES	±	

MATERIAL 材料: 1

FINISH 仕上: 2 3 4

DWN	K.IINO	28OCT98
CHK	J.TANIGAWA	28OCT98
APVD	S.KUBOUCHI	28OCT98
PRODUCT SPEC 製品規格		
APPLICATION SPEC 取付適用規格	114-5182	
WEIGHT		

CUSTOMER DRAWING

tyco Electronics
Tyco Electronics AMP K.K.
Kawasaki,Japan

NAME 名称
RECEPTACLE CONTACT
HYBRID MINI DRAWER CONNECTOR

SIZE	CAGE CODE	DRAWING NO 番号	RESTRICTED TO
A3	00779	C-179317	—

SCALE 尺度 NTS | SHEET 1 OF 1 | REV B

AMP 1470-19 REV 31MAR2000
04MAR2003 4:04pm