

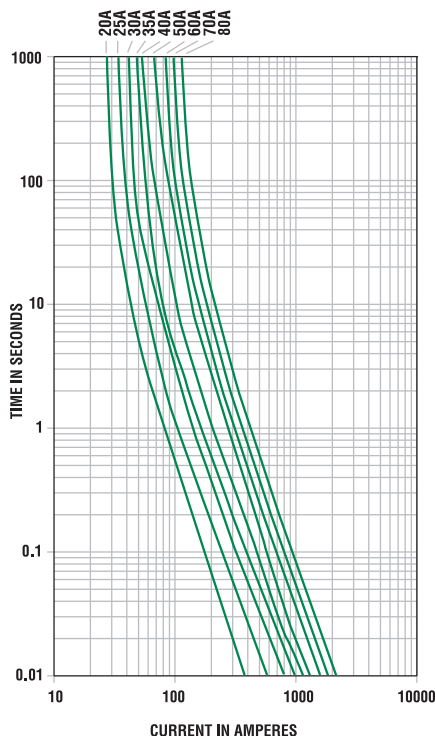


MAXI Blade Fuses



MAXI Sn Fuse (tin plated)

Time-Current Characteristic Curves



Component Level Temperature** = the maximum ambient temperature that a single fuse will survive. This does not factor in the heat from a populated fuse box, but does include the heat from the current load with the proper derating. *System Level Temperature** represents the ambient temperature of the fuse box at a location within the vehicle. The temperature within a populated fuse box (in a given location) will be higher. The limiting factor is the plating. Sn-plating's temperature limit is ~130°C, and Ag-plating allows up to 150°C at the terminal interface.

MAXI Blade Fuses Rated 32V

The MAXI® fuse uses "Diffusion Pill Technology" to provide predictable time delay characteristics and low heat dissipation.

Specification

Voltage Rating: 32 VDC
 Interrupting Ratings: 1000A @ 32 VDC
 *Component Level Temperature Range: -40°C to +125°C
 **System Level Temperature Range: -40°C to +105°C
 105°C and 85°C are typical system level temperature requirements.
 Terminals: Ag plated zinc alloy
 Housing Material: PA66 PA66
 Complies with: SAE J 1888, SAE 2576, ISO 8820-3:2002(E)



MAXI (Silver Plated)

MAXI Sn (Tin Plated)

1000A @ 32 VDC
 -40°C to +105°C
 -40°C to +85°C

Sn plated zinc alloy
 SAE J 1888, SAE 2576, ISO 8820-3:2002(E)

Ordering Information

Part Number	Package Size
0299xxx.ZXNV	1200
0299xxx.L	50
0299xxx.TXN	10

MAXI Sn Fuse

0299xxx.ZXT	1200
-------------	------

Time-Current Characteristics

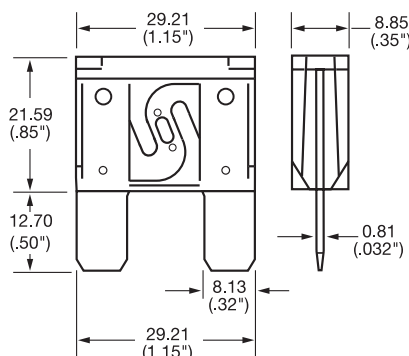
% of Rating	Opening Time Min / Max (s)
100	360,000 s / -
135	60 s / 1,800 s
200	2 s / 60 s
350	0.20 s / 7 s
600	0.040 s / 1 s

Ratings

Part Number	Current Rating (A)	Housing Material Color	Typ. Voltage Drop (mV)	Cold Resistance (mΩ)	I ² t (A ² s)
0299020_	20	Yellow	76	3.10	1100
0299025_	25	Grey	75	2.39	2087
0299030_	30	Green	77	1.95	4070
0299035_	35	Brown	75	1.71	6032
0299040_	40	Orange	75	1.42	8450
0299050_	50	Red	73	1.10	11300
0299060_	60	Blue	77	0.89	15300
0299070_	70	Gold	61	0.64	21200
0299080_	80	Light Orange	62	0.54	43600

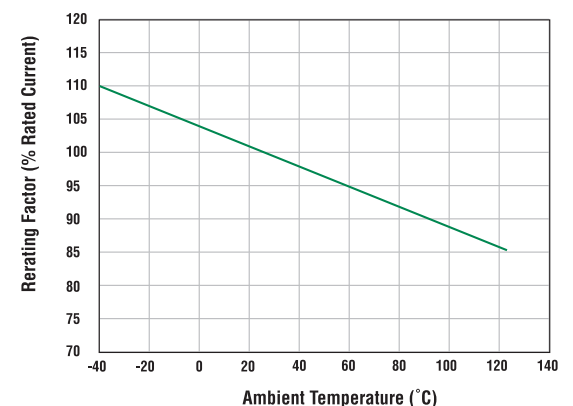
Dimensions

Dimensions in mm



Temperature Derating Curve

MAXI Fuse Temperature Derating Curve



Littelfuse products are not designed for, and shall not be used for, any purpose (including, without limitation, automotive, military, aerospace, medical, life-saving, life-sustaining or nuclear facility applications, devices intended for surgical implant into the body, or any other application in which the failure or lack of desired operation of the product may result in personal injury, death, or property damage) other than those expressly set forth in applicable Littelfuse product documentation. Warranties granted by Littelfuse shall be deemed void for products used for any purpose not expressly set forth in applicable Littelfuse documentation. Littelfuse shall not be liable for any claims or damages arising out of products used in applications not expressly intended by Littelfuse as set forth in applicable Littelfuse documentation. The sale and use of Littelfuse products is subject to Littelfuse Terms and Conditions of Sale, unless otherwise agreed by Littelfuse.