

PROTECTION PRODUCTS

Description

RailClamp® TVS arrays are ultra low capacitance ESD protection devices designed to protect high speed data interfaces. This series has been specifically designed to protect sensitive components which are connected to high-speed data and transmission lines from overvoltage caused by ESD (electrostatic discharge), CDE (Cable Discharge Events), and EFT (electrical fast transients).

RClamp®0521PA has a maximum capacitance of only 0.5pF. This allows it to be used on circuits operating in excess of 10GHz without signal attenuation. They may be used to meet the ESD immunity requirements of IEC 61000-4-2, Level 4 ($\pm 15\text{kV}$ air, $\pm 12\text{kV}$ contact discharge).

RClamp0521PA is in a 2-pin SLP1006P2 package measuring $1.0 \times 0.6 \times 0.5\text{mm}$. The leads are spaced at a pitch of 0.65mm and feature a lead-free finish. Each device will protect one high-speed line operating at 5 volts. It gives the designer the flexibility to protect single lines in applications where arrays are not practical. The combination of small size, low capacitance, and high ESD surge capability makes them ideal for use in applications such as cellular phones and digital video interfaces.

Features

- High ESD withstand Voltage: $\pm 12\text{kV}$ (Contact) and $\pm 15\text{kV}$ (Air) per IEC 61000-4-2
- Ultra-small package ($1.0 \times 0.6 \times 0.5\text{mm}$)
- Protects one data or I/O line
- Low ESD clamping voltage
- Working voltage: $\pm 5.0\text{V}$
- Low capacitance: 0.5pF Max.
- Low leakage current
- Solid-state silicon-avalanche technology

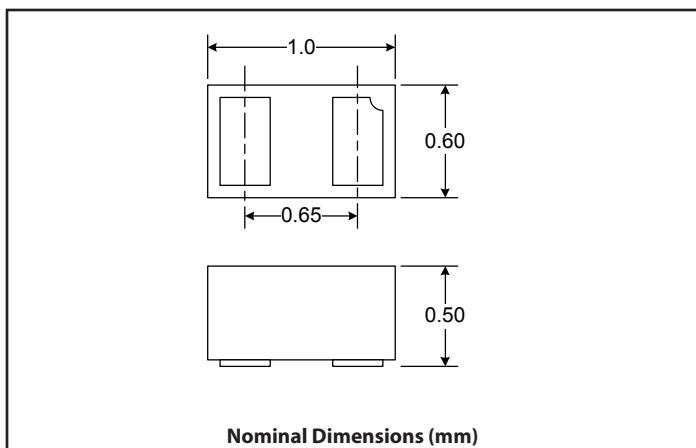
Mechanical Characteristics

- SLP1006P2 package
- Molding compound flammability rating: UL 94V-0
- Pb-Free, Halogen Free, RoHS/WEEE Compliant
- Lead Finish: NiPdAu
- Marking: Marking code
- Packaging: Tape and Reel

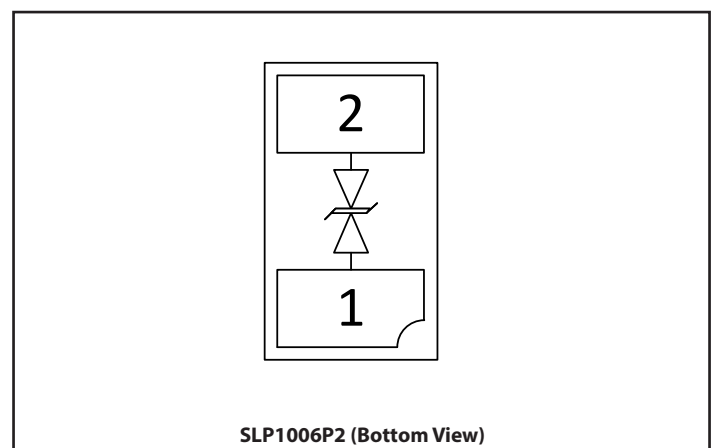
Applications

- Cellular Handsets & Accessories
- Digital Visual Interface (DVI)
- Display Port
- MDDI Ports
- USB Ports
- PCI Express
- Serial ATA

Package Dimension



Schematic & Pin Configuration



Absolute Maximum Rating

Rating	Symbol	Value	Units
Peak Pulse Power ($t_p = 8/20\mu s$)	P_{PK}	100	W
Peak Pulse Current ($t_p = 8/20\mu s$)	I_{PP}	4	A
ESD per IEC 61000-4-2 (Air) ⁽¹⁾ ESD per IEC 61000-4-2 (Contact) ⁽¹⁾	V_{ESD}	± 15 ± 12	kV
Operating Temperature	T_J	-55 to +125	°C
Storage Temperature	T_{STG}	-55 to +150	°C

Electrical Characteristics (T=25°C unless otherwise specified)

Parameter	Symbol	Conditions	Min.	Typ.	Max.	Units
Reverse Stand-Off Voltage	V_{RWM}	Pin 1 to 2 or 2 to 1			5	V
Reverse Breakdown Voltage	V_{BR}	$I_t = 1mA$, Pin 1 to 2 or 2 to 1	6	9.3	11	V
Reverse Leakage Current	I_R	$V_{RWM} = 5V$, Pin 1 to 2 or 2 to 1		0.025	1	μA
Clamping Voltage	V_C	$I_{PP} = 1A$, $t_p = 8/20\mu s$			15	V
		$I_{PP} = 4A$, $t_p = 8/20\mu s$			25	
ESD Clamping Voltage ²	V_C	$I_{PP} = 4A$, $t_p = 0.2/100ns$ (TLP)		16.4		V
		$I_{PP} = 16A$, $t_p = 0.2/100ns$ (TLP)		30.7		
Dynamic Resistance ^{2,3}		$t_p = 0.2/100ns$ (TLP)		1.2		Ohms
Junction Capacitance	C_J	$V_R = 0V$, $f = 1MHz$		0.30	0.50	pF

Notes:

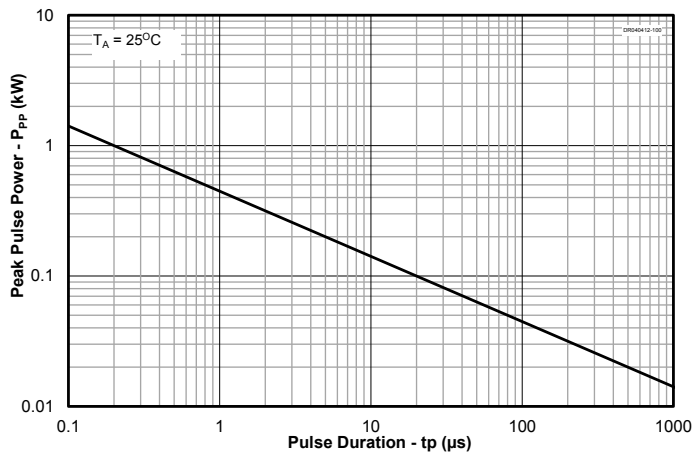
1) ESD gun return path connected to ESD ground plane

2) Transmission Line Pulse Test (TLP) Settings: $t_p = 100ns$, $t_r = 0.2ns$, I_{TLP} and V_{TLP} averaging window: $t_1 = 70ns$ to $t_2 = 90ns$.

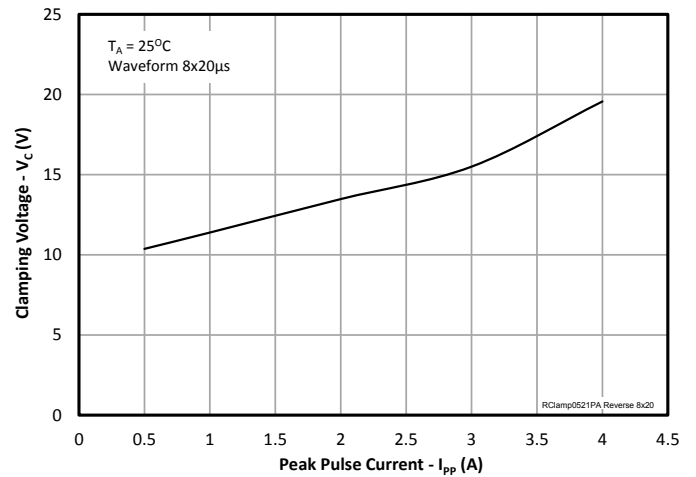
3) Dynamic resistance calculated from $I_{TLP} = 4A$ to $I_{TLP} = 16A$

Typical Characteristics

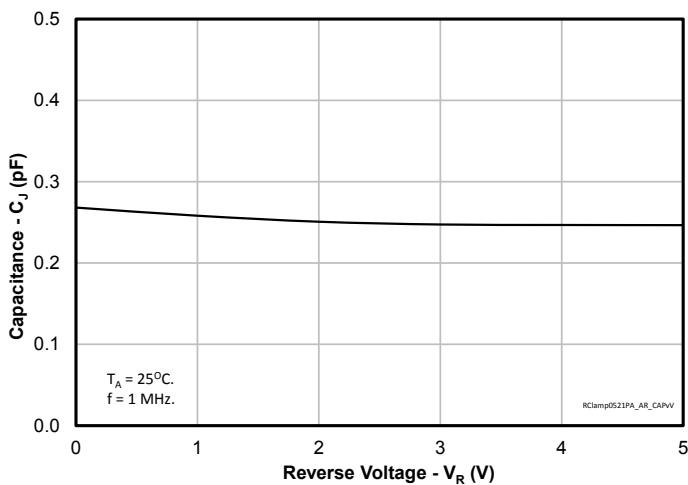
Non-Repetitive Peak Pulse Power vs. Pulse Time



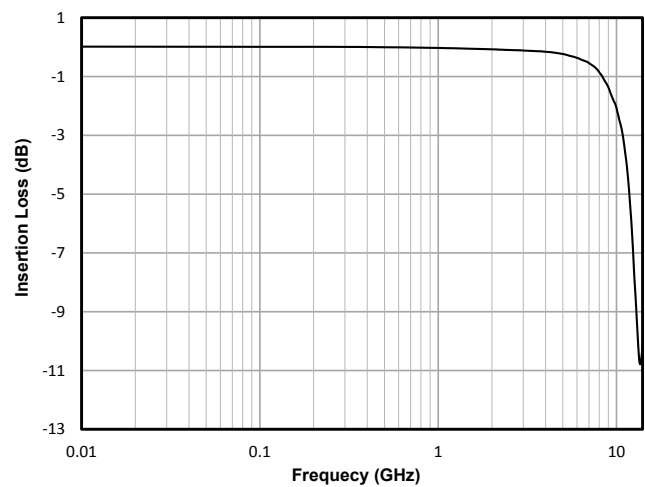
Clamping Voltage vs. Peak Pulse Current ($t_p=8/20\mu$ s)



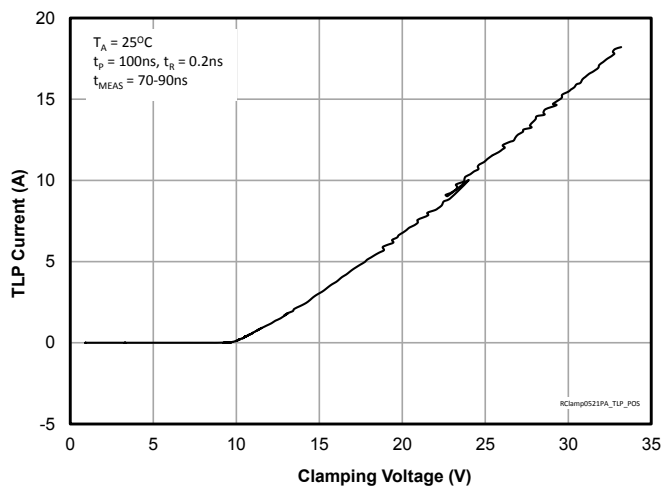
Capacitance vs. Reverse Voltage



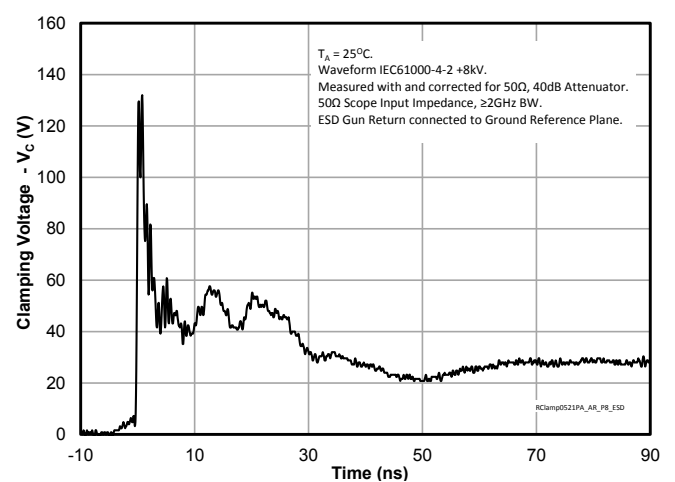
Insertion Loss



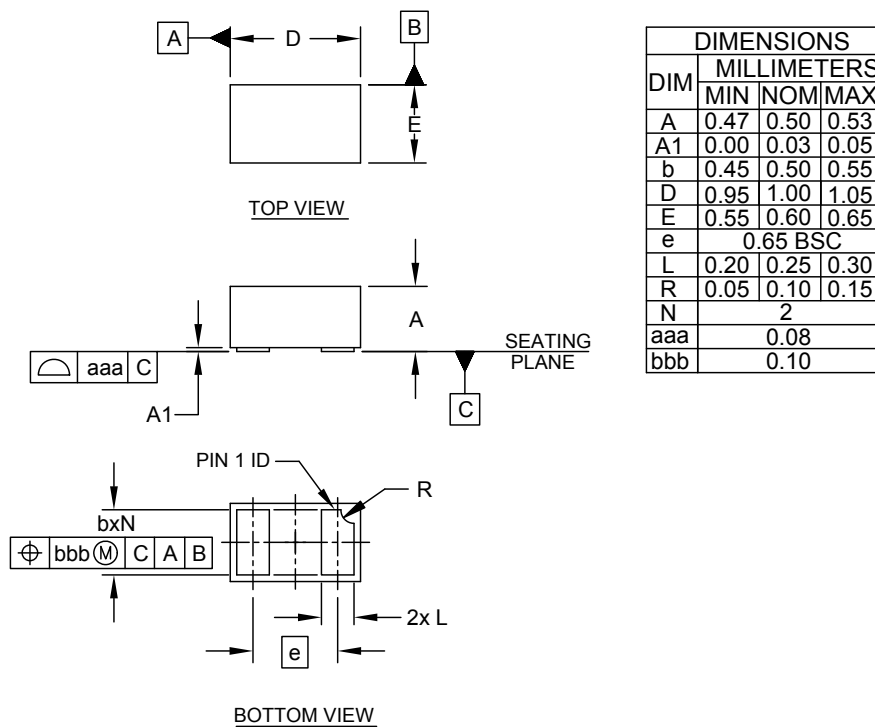
TLP Characteristic (Pin 1 to 2 or 2 to 1)



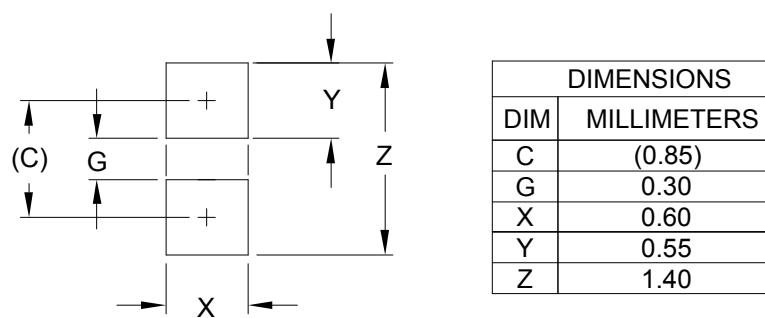
ESD Clamping (+8kV Contact per IEC 61000-4-2)



Outline Drawing - SLP1006P2



Land Pattern - SLP1006P2



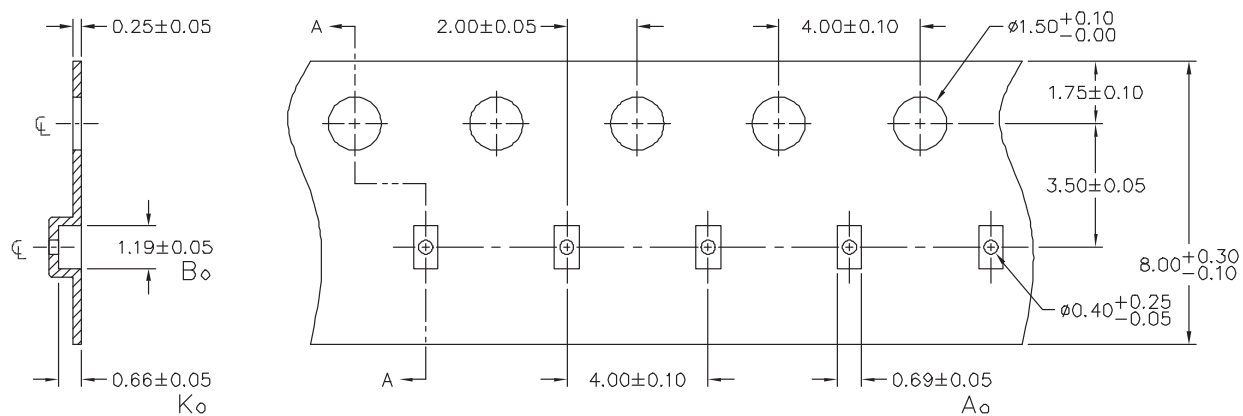
Marking Code



Note:

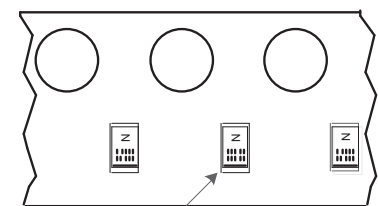
1. Marking will also include line matrix date code.
2. Device is electrically symmetrical.

Tape and Reel Specification



SECTION A-A

NOTES: 1.) ALL DIMENSIONS IN MILLIMETERS UNLESS OTHERWISE SPECIFIED.



Bar and Marking Code Location
(Opposite Sprocket Holes)

Ordering Information

Part Number	Qty per Reel	Reel Size
RClamp0521PATCT	3,000	7 Inch
RailClamp and RClamp are registered trademarks of Semtech Corporation.		



IMPORTANT NOTICE

Information relating to this product and the application or design described herein is believed to be reliable, however such information is provided as a guide only and Semtech assumes no liability for any errors in this document, or for the application or design described herein. Semtech reserves the right to make changes to the product or this document at any time without notice. Buyers should obtain the latest relevant information before placing orders and should verify that such information is current and complete. Semtech warrants performance of its products to the specifications applicable at the time of sale, and all sales are made in accordance with Semtech's standard terms and conditions of sale.

SEMTECH PRODUCTS ARE NOT DESIGNED, INTENDED, AUTHORIZED OR WARRANTED TO BE SUITABLE FOR USE IN LIFE-SUPPORT APPLICATIONS, DEVICES OR SYSTEMS, OR IN NUCLEAR APPLICATIONS IN WHICH THE FAILURE COULD BE REASONABLY EXPECTED TO RESULT IN PERSONAL INJURY, LOSS OF LIFE OR SEVERE PROPERTY OR ENVIRONMENTAL DAMAGE. INCLUSION OF SEMTECH PRODUCTS IN SUCH APPLICATIONS IS UNDERSTOOD TO BE UNDERTAKEN SOLELY AT THE CUSTOMER'S OWN RISK. Should a customer purchase or use Semtech products for any such unauthorized application, the customer shall indemnify and hold Semtech and its officers, employees, subsidiaries, affiliates, and distributors harmless against all claims, costs damages and attorney fees which could arise.

The Semtech name and logo are registered trademarks of the Semtech Corporation. All other trademarks and trade names mentioned may be marks and names of Semtech or their respective companies. Semtech reserves the right to make changes to, or discontinue any products described in this document without further notice. Semtech makes no warranty, representation or guarantee, express or implied, regarding the suitability of its products for any particular purpose. All rights reserved.

© Semtech 2015

Contact Information

Semtech Corporation
200 Flynn Road, Camarillo, CA 93012
Phone: (805) 498-2111, Fax: (805) 498-3804
www.semtech.com