REV.	ECN NO.	APPD.
A	BC-07-7028994	Hao Gu

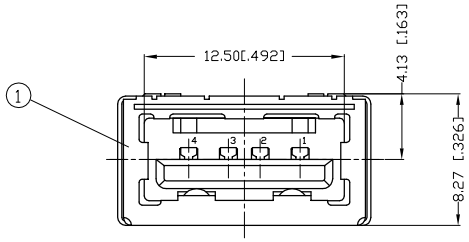

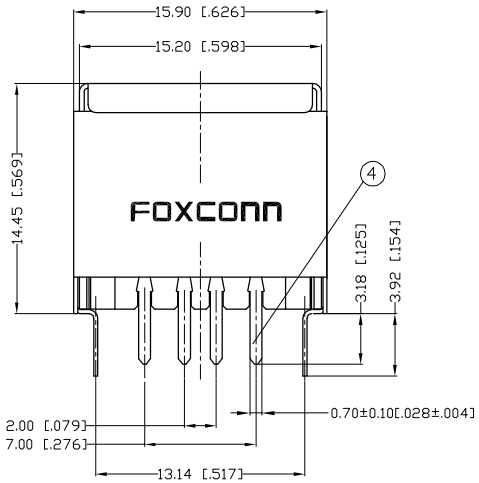

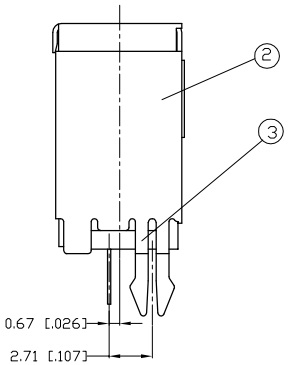

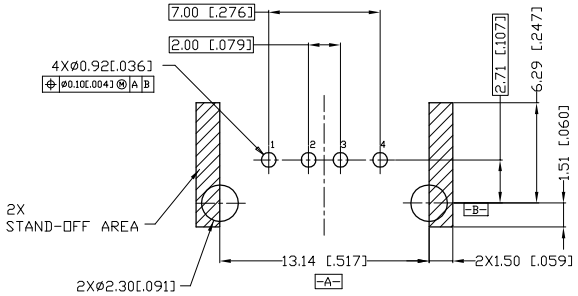

RECOMMENDED PCB LAYOUT
(TOP VIEW)

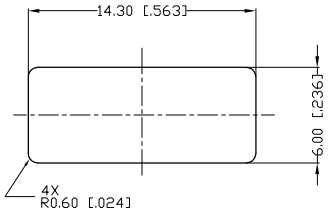

MOUNTING PANEL CUTOUT
(INTERNAL SIDE)

NOTES:

1. ELECTRICAL CHARACTERISTICS :
   - 1-1. CONTACT CURRENT RATING : 1.5 AMPERE.
   - 1-2. LOW LEVEL CONTACT RESISTANCE : 30 MILLIOHMS MAX.
   - 1-3. DIELECTRIC WITHSTANDING VOLTAGE : 500 V AC MIN.
   - 1-4. INSULATION RESISTANCE : 1000 MEGOHMS MIN.
2. MECHANICAL CHARACTERISTICS :
   - 2-1. CONNECTOR ENGAGEMENT FORCE : 35N(3.5 Kgf) MAX.
   - 2-2. CONNECTOR SEPARATION FORCE : 10~35N(1.0~3.5 Kgf) .
   - 2-3. DURABILITY: 1500 CYCLES.
   - 2-4. OPERATING TEMPERATURE : -55 TO +85°C
3. SPECIFICATION MEETS USB STANDARD SPECIFICATION.
4. RECOMMENDED PCB THICKNESS: 1.57±0.05[.062±.002].
5. PC BOARD LAYOUT DIMENSION TOLERANCE ±0.05 [.002].
6. RECOMMENDED PROCESS: WAVE SOLDER, PEAK TEMP. 260°C, 3~5 SECONDS.

UB 0 1 1 2 ✱-2V1-4 F

- SERIES PREFIX UB= USB A TYPE
- TERMINATION TYPE 0= VERTICAL
- CONTACT DESIGN TYPE 1= FEMALE
- NO. OF POS 1= 4 POS
- PROFILE HEIGHT 2= 4.13 mm
- CONTACT AREA PLATED 3= 30u" GOLD PLATED C= 30u" Pd/Ni+GOLD FLASH
- MODIFICATION CODE
- PACKAGE CODE 4= SOFT TRAY
- LEAD FREE TYPE F= LEAD FREE

ITEM	DESCRIPTION	QTY	MATERIAL	FINISH	REMARK
4	CONTACT	4	COPPER ALLOY	GOLD 30u" PLATED AT CONTACT AREA,LEAD FREE TIN ALLOY PLATED AT TERMINATION, NICKEL PLATED OVERALL.	UB01123-2V1-4F
				GOLD FLASH OVER Pd/Ni 30u" MIN. PLATED AT CONTACT AREA,LEAD FREE TIN ALLOY PLATED AT TERMINATION NICKEL PLATED OVERALL.	UB0112C-2V1-4F
3	INSULATOR	1	THERMOPLASTIC UL 94V-0	MOLDED BLACK	
2	OUTER SHELL	1	COPPER ALLOY	LEAD FREE TIN ALLOY PLATED	
1	FRONT SHELL	1	COPPER ALLOY	LEAD FREE TIN ALLOY PLATED	

X.±	X°±	UNITS mm[INCH]	NAME(INTENDED USE) CUSTOMER
.X± 0.30 [.012]	.X°±	MAT'L N/A	PART NO.(INTENDED USE) UB0112✱-2V1-4F
.XX± 0.20 [.008]	.XX°±		
.XXX±	.XXX°±	FINISH N/A	APPD: Adward Zheng 06/06'07
		Q'TY N/A	CHKD: Z.Q Mou 06/06'07
			DR: Hui Zhu 06/06'07

FOXCONN
HON HAI PRECISION IND. CO.,LTD.
TAIPEI, TAIWAN, R.O.C.

TITLE: VERTICAL USB RECEPTACLE CONNECTOR

DWG NO.: 327-0000-1372

SCALE	SHEET	REV.
N/A	1/1	A

THESE DRAWINGS AND SPECIFICATIONS ARE THE PROPERTY OF HON HAI PRECISION IND. CO., LTD. AND SHALL NOT BE REPRODUCED. COPIED OR USED IN ANY MANNER WITHOUT THE PRIOR WRITTEN CONSENT OF HON HAI PRECISION IND. CO., LTD.