

OBSOLETE PRODUCT

DTL-HS Series **DTL-HS100D12 Model**

100 Watt Heat Sink
With Integrated 12Vdc Fan

Features

- Designed for use with DATEL's DTL Series of analog or serial-input controlled electronic loads
- 100 Watt power capability
- Simplifies burn-in rack & ATE development
- +12 Volt dc powered integrated fan
- Mechanical accessory package provided

The DTL-HS100D12 is a cooling assembly designed to provide users an easy way to cool the DATEL DTL Series of 100 W electronic loads. The DTL-HS100D12's fan assembly, sits atop the unit, conserving space and is powered by +12Vdc.

The electronic load is mounted on the bottom of the heat sink (see Figure 1) and a thermal pad is provided to assure a low thermal resistance between the load and the face of the heat sink. Screws, spacers, and an insulator are also provided with each DTL-HS100-D12. Packaged in a 2.5" x 2.5" x 4.45" finned assembly, the DTL-HS100D12 simplifies the heat sinking of the DATEL DTL Series of Analog-controlled or Serial-input controlled Electronic Loads.


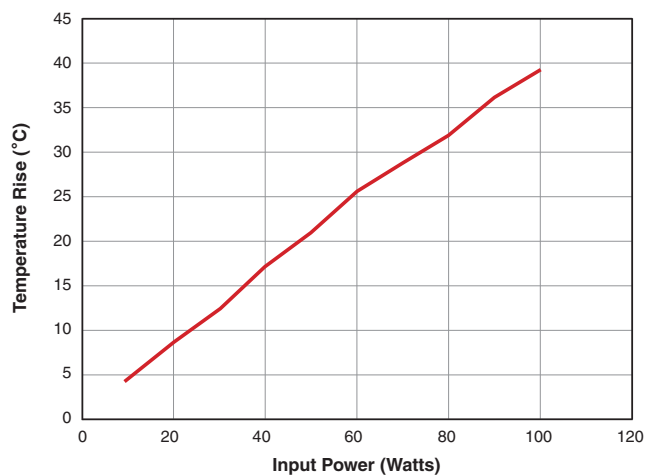


Figure 1. DATEL DTL-IFB-485, DTL Series Load and DTL-HS100D12 Heat Sink with Integral Fan

THERMAL PERFORMANCE
DTL-HS100D12 Thermal Performance


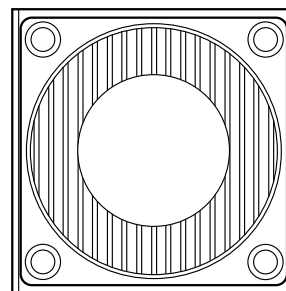
Input Power (Watts)	Base Temp. (°C)	Temp. Rise (°C)	Resistance (°C/W)
10	26.1	4.3	0.430
20	30.8	9	0.450
30	34.7	12.9	0.430
40	39.1	17.3	0.433
50	42.5	20.7	0.414
60	47	25.2	0.420
70	50.7	28.9	0.413
80	53.7	31.9	0.399
90	57.8	36	0.400
100	61	38.2	0.392

Ambient temperature: 21.*°C

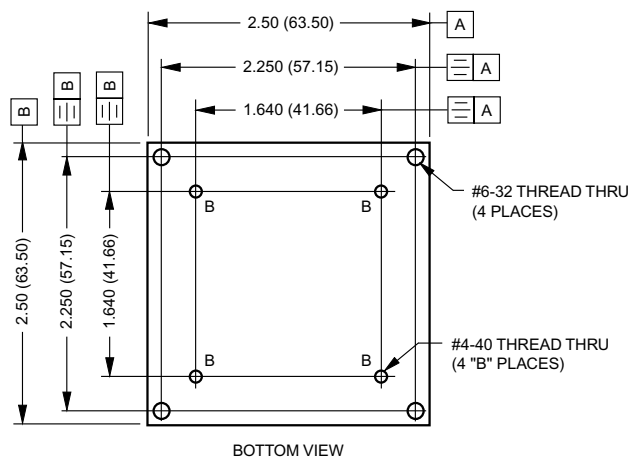
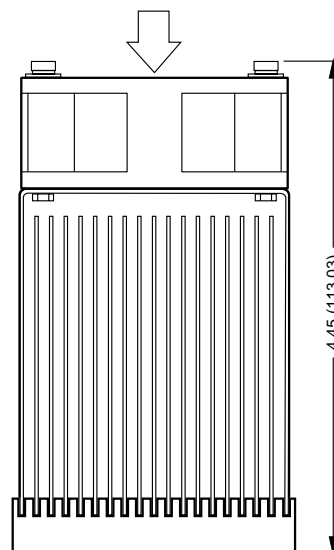
ORDERING INFORMATION

DTL-HS100D12 100 Watt Heat Sink/Fan (+12Vdc).

Note: Mechanical accessory items shipped with each DTL-HS100D12 (see page three).

MECHANICAL SPECIFICATIONS


AIR FLOW



BOTTOM VIEW

DIMENSIONS ARE IN INCHES (MM)

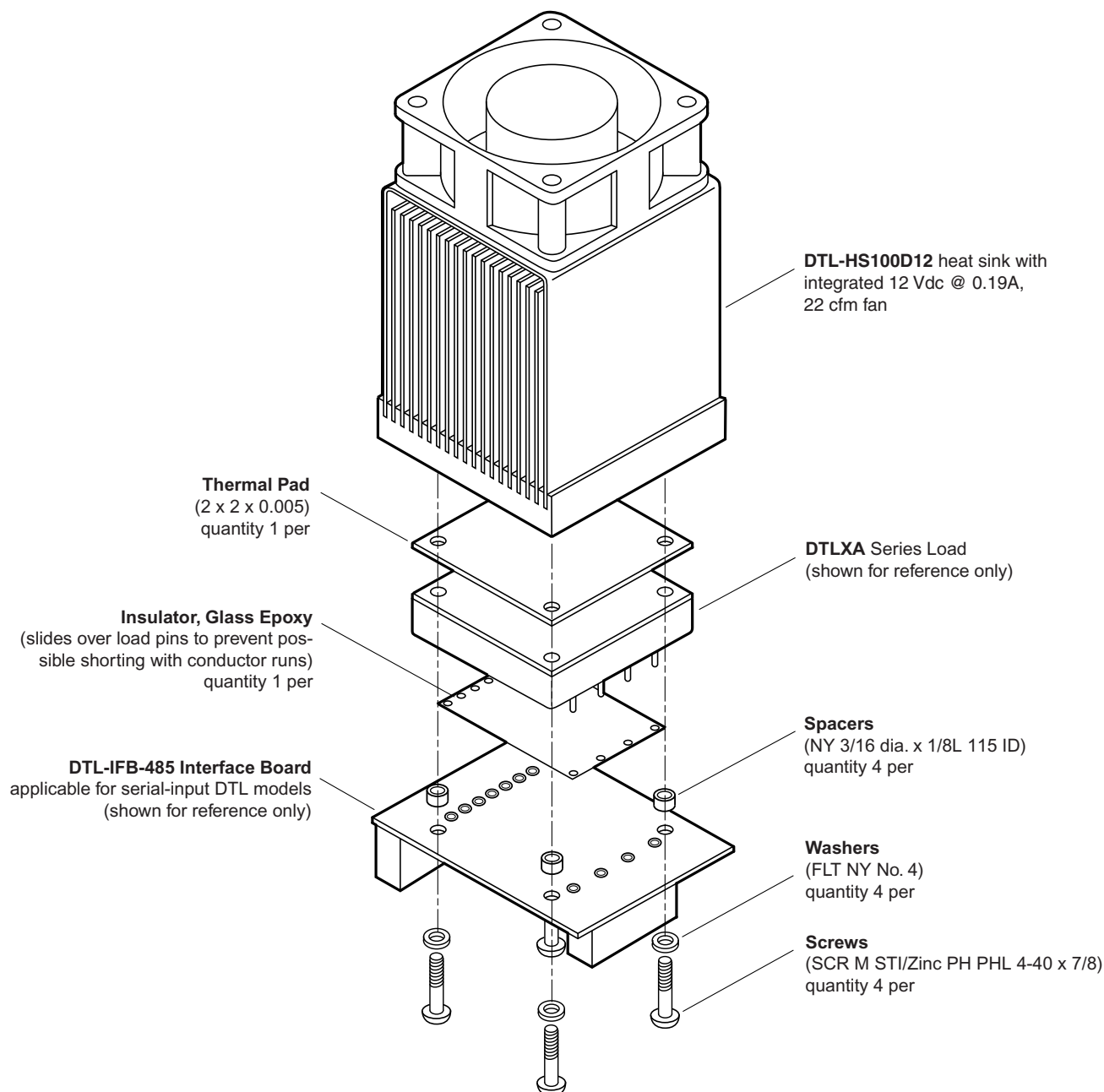


Figure 2. DATEL DTL-HS100D12 Heat Sink and Accessories
(DTL Series Load and DTL-IFB-485 shown for reference only)

Murata Power Solutions, Inc.
11 Cabot Boulevard, Mansfield, MA 02048-1151 U.S.A.
ISO 9001 and 14001 REGISTERED



This product is subject to the following **operating requirements** and the **Life and Safety Critical Application Sales Policy**:

Refer to: <http://www.murata-ps.com/requirements/>

Murata Power Solutions, Inc. makes no representation that the use of its products in the circuits described herein, or the use of other technical information contained herein, will not infringe upon existing or future patent rights. The descriptions contained herein do not imply the granting of licenses to make, use, or sell equipment constructed in accordance therewith. Specifications are subject to change without notice.

© 2012 Murata Power Solutions, Inc.

Mouser Electronics

Authorized Distributor

Click to View Pricing, Inventory, Delivery & Lifecycle Information:

[Murata:](#)

[DTL-HS100D12](#)