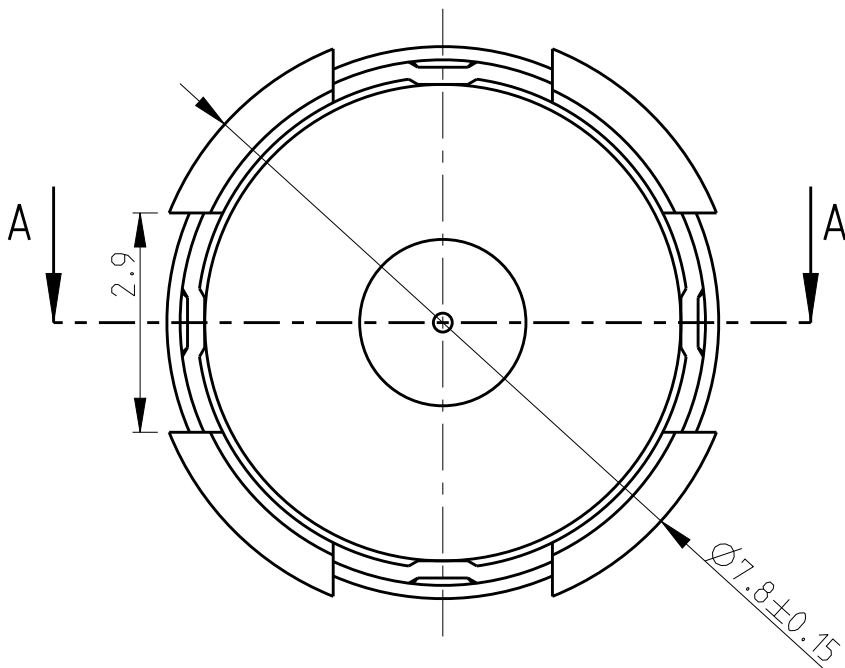


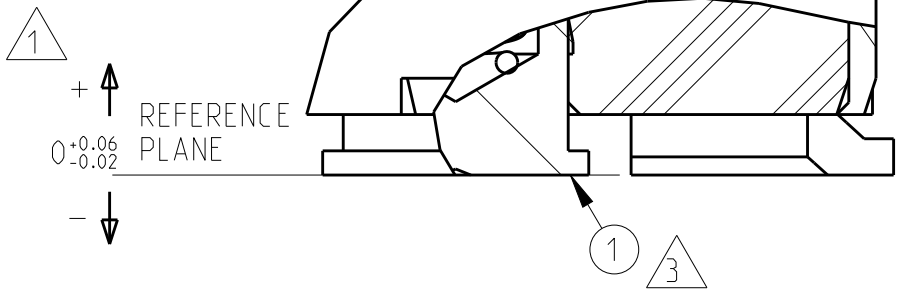
2

1

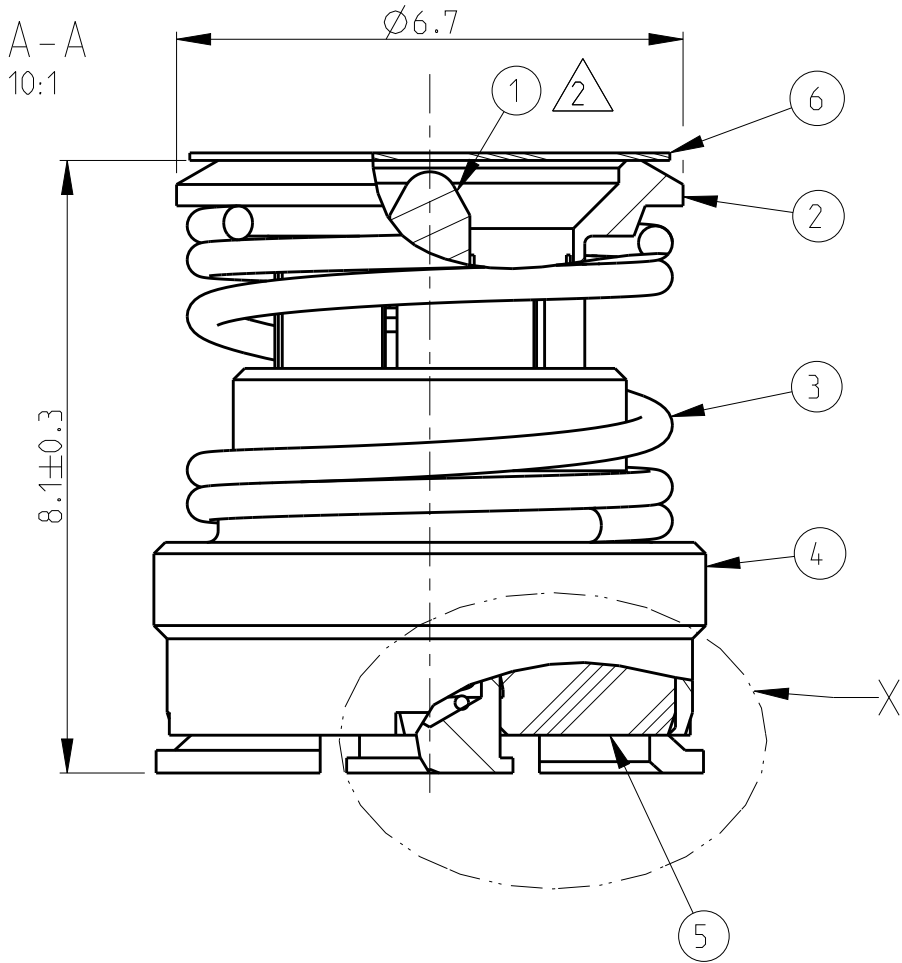
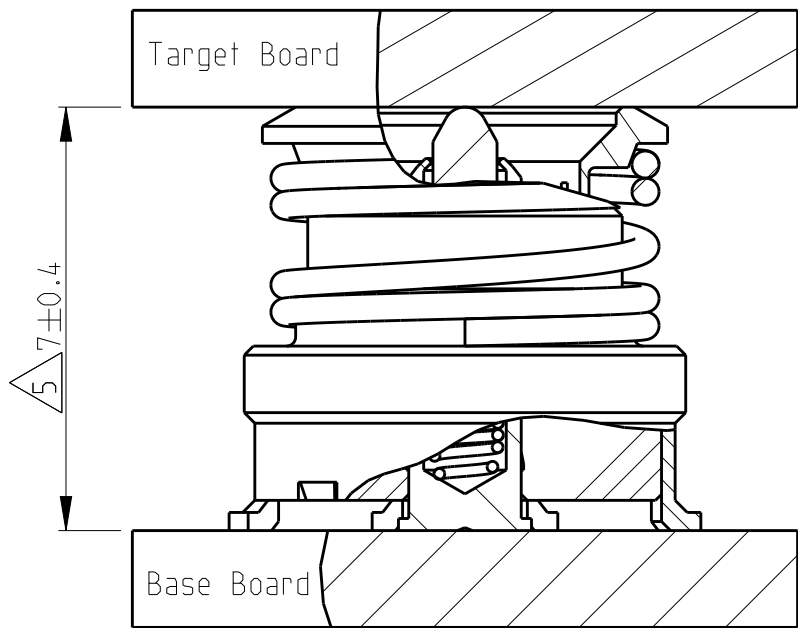
LOC	DIST	REVISIONS					
		P	LTR	DESCRIPTION	DATE	DWN	APVD
IS	-		51	First issue	16MAR2009	MG	DB
			52	Notes 13,14 changed	09FEB2010	MG	MG
			A	Go to production	23MAR2010	MS	MG
			A1	PER ECO-15-015518	21NOV2017	LN	RS



X
16:1



MATED BETWEEN BOARDS



OBSELETE

THIS DRAWING IS A CONTROLLED DOCUMENT FOR TYCO ELECTRONICS CORPORATION. IT IS SUBJECT TO CHANGE AND THE CONTROLLING ENGINEERING ORGANIZATION SHOULD BE CONTACTED FOR THE LATEST REVISION.		DWN M.Grazioli	16MAR2009	Tyco Electronics Lugano - Switzerland		
		CHK D.Bozzer	16MAR2009			
		APVD -	-	NAME BOARD-TO-BOARD CONNECTOR 7 MM HEIGHT		
DIMENSIONS: mm		TOLERANCES UNLESS OTHERWISE SPECIFIED:		PRODUCT SPEC 108-71060		
				APPLICATION SPEC -		
				WEIGHT -		
MATERIAL -		FINISH -		SIZE A3	CAGE CODE 00779	DRAWING NO C-619393
				RESTRICTED TO -		
				CUSTOMER DRAWING		
				SCALE 8:1	SHEET 1	OF 2
				REV A1		

THIS DRAWING IS UNPUBLISHED.

RELEASED FOR PUBLICATION

AUG. 2001

© COPYRIGHT 2001

BY TYCO ELECTRONICS CORPORATION. ALL RIGHTS RESERVED.

LOC
ISDIST
-

REVISIONS

P	LTR	DESCRIPTION	DATE	DWN	APVD
-	-	SEE SHEET 1	-	-	-

1 POSITION OF CENTER CONTACT

2 PLATING 0.15 μ m Au OVER NiP3 PLATING MIN 0.3 μ m Au OVER NiP.

4 1 CONNECTOR PACKED IN PLASTIC BAG

5 DISTANCE BETWEEN PRINTED CIRCUIT BOARDS

6 MISALIGNMENT BETWEEN CONNECTOR AXIS AND
TARGET LAYOUT ON TARGET BOARD: MAX 0.8 mm

7 ANGLE BETWEEN PRINTED CIRCUIT BOARDS

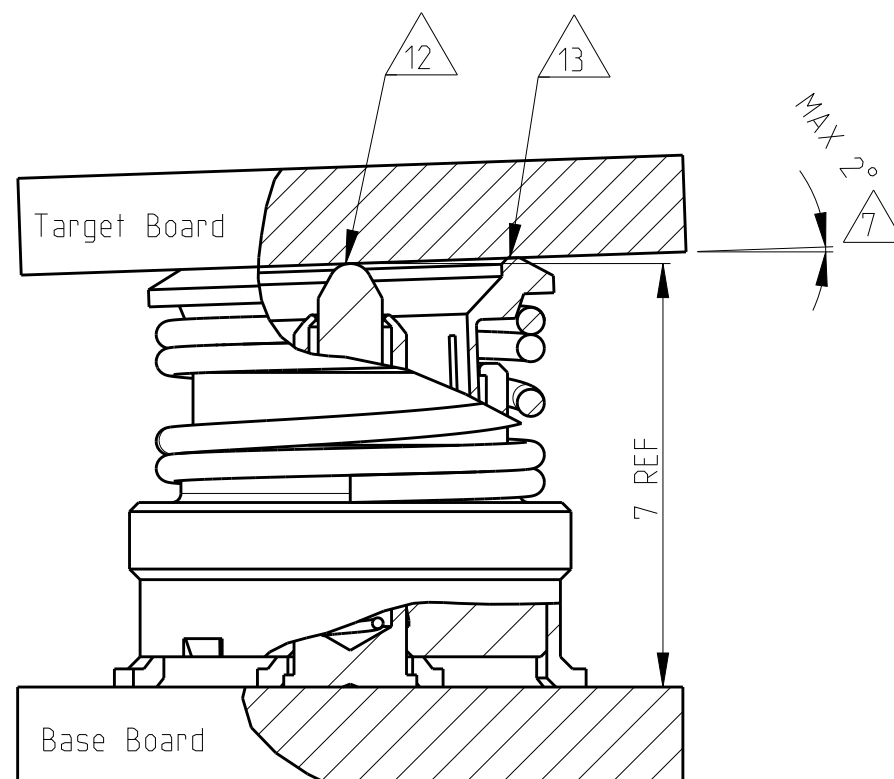
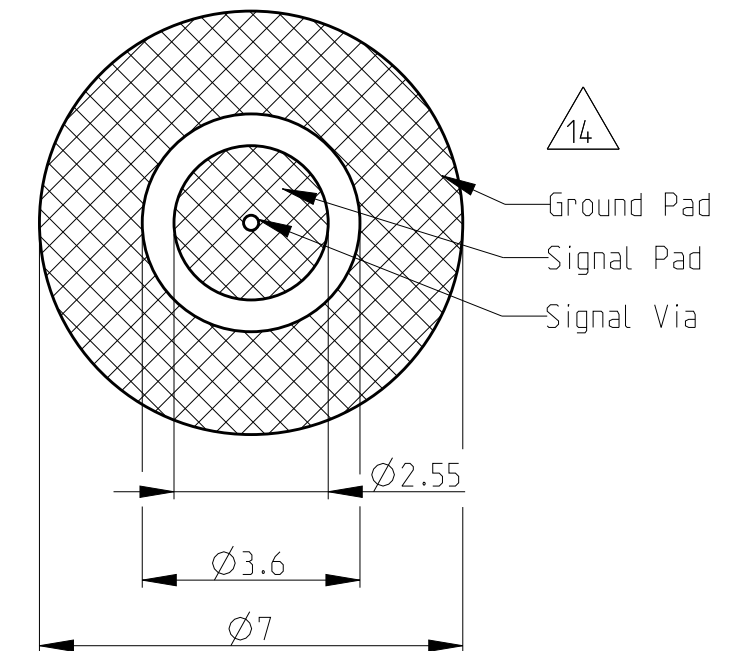
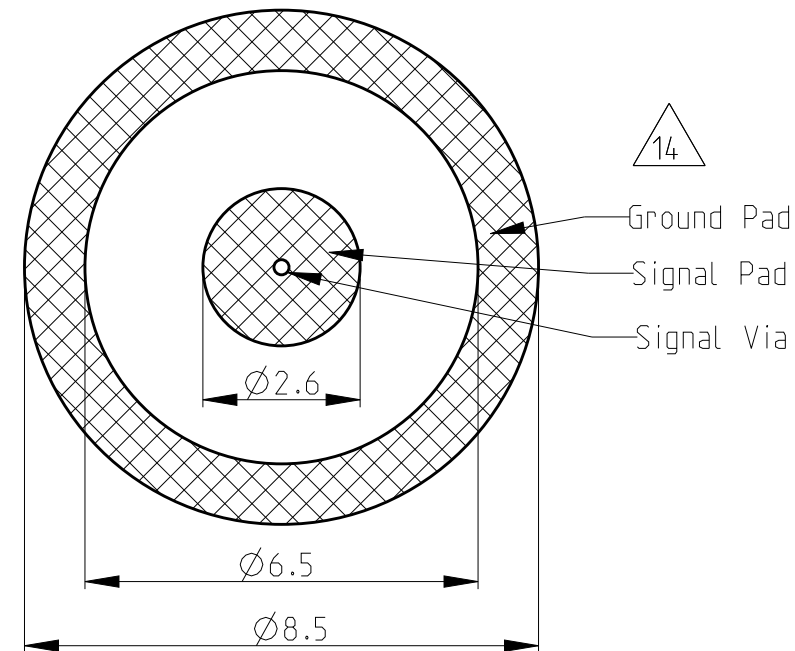
10 TRAY PACKAGING

11 TAPE AND REEL PACKAGING

12 CONTACT FORCE FOR CENTER CONDUCTOR:
F MAX. = 2.8 N (Total length compressed at 6.6 mm)13 CONTACT FORCE FOR CONTACT RING:
F MAX. = 5.3 N (Total length compressed at 6.6 mm)14 RECOMENDED PCB CHARACTERISTICS :
- PLATING Au , SURFACE ROUGHNESS Rz4 MAX.
- PCB MATERIAL FR4
- PCB THICKNESS MIN. 0.8 mm

8 RECOMMENDED LAYOUT ON BASE BOARD


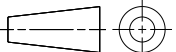
9 RECOMMENDED TARGET LAYOUT ON TARGET BOARD



1	-	1	-	-	POLYIMIDE DISC	POLYIMIDE	-	6
1	1	1	1	1	DIELECTRIC	LCP / PEEK	-	5
1	1	1	1	1	OUTER SHELL	CuZn	2	4
1	1	1	1	1	SPRING	STAINLESS STEEL	-	3
1	1	1	1	1	CONTACT RING	CuSn	2	2
1	1	1	1	1	CENTER CONTACT ASSEMBLY	CuZn, STAINLESS STEEL	2 3	1
5--4	5--3	5--2	5--1	-1				
11	11	10	10	4				

ORDER N °

PARTS LIST

THIS DRAWING IS A CONTROLLED DOCUMENT FOR TYCO ELECTRONICS CORPORATION IT IS SUBJECT TO CHANGE AND THE CONTROLLING ENGINEERING ORGANIZATION SHOULD BE CONTACTED FOR THE LATEST REVISION.		DWN M.Grazioli 16MAR2009		 Tyco Electronics Lugano - Switzerland							
		CHK D.Bozzer 16MAR2009									
DIMENSIONS: mm		TOLERANCES UNLESS OTHERWISE SPECIFIED:		NAME BOARD-TO-BOARD CONNECTOR 7 MM HEIGHT -							
		APVD -									
		PRODUCT SPEC 108-71060									
		APPLICATION SPEC -									
		SIZE A3		CAGE CODE 00779		DRAWING NO C-619393		RESTRICTED TO -			
MATERIAL -		FINISH -		WEIGHT -		SCALE 8.1		SHEET 2 OF 2		REV A1	
CUSTOMER DRAWING											