


# DATA SUPPORT

## CROSS REFERENCE LIST

RS Stock Number	Manufacturer's Part Number
250-1280	44-220-621-540
347-652	44-220-621-620
347-646	44-220-621-646
347-630	44-220-121-630

# Solenoids

## Series 44A Small short stroke, high force solenoid



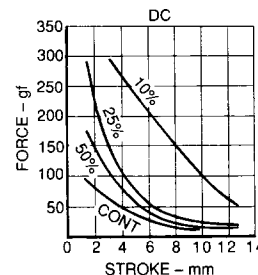
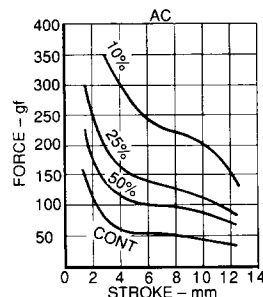
### GENERAL DESCRIPTION

- AC & DC types
- Pull and push versions
- Shading ring for quiet AC operation

### PERFORMANCE

	ITEM	SPECIFICATION
Electrical	Maximum on Time	See table below
	Closed power (continuous rating)	AC: 4.3VA    DC: 3.0W.
	Maximum permissible voltage	240V
	Dielectric strength	1500V RMS 50Hz.
	Insulation	All coils tested to frame at 1500V RMS 50Hz.
Mechanical	Weight	Total: 47.5g. approx.    Plunger: 8.5g
	Ambient temperature	The information given on this page is based on a room temperature of 20°C allowing for a nominal 75°C temperature rise in the coil.
	Force/stroke curves	These force curves show average performance only. In addition to normal manufacturing tolerances, deviations can be expected at some voltages due to the coil winding tolerances.

### FORCE/STROKE CURVE

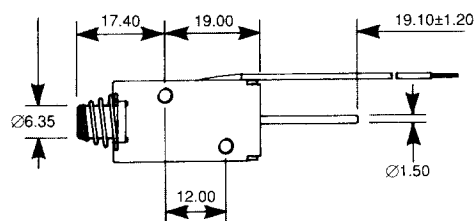


### MAXIMUM ON TIME

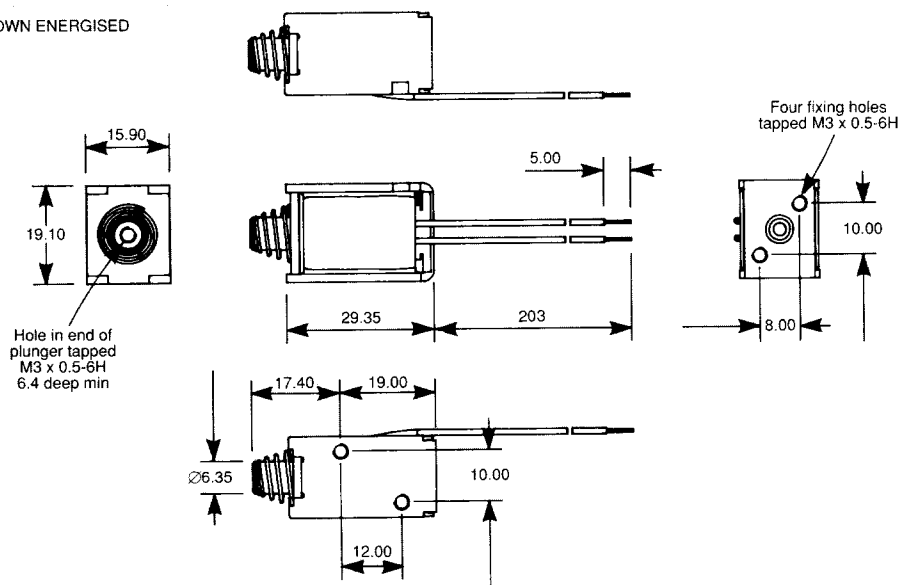
	10%		25%		50%	
	1 cycle	Cont. cycling	1 cycle	Cont. cycling	1 cycle	Cont. cycling
AC	10 sec	6 sec	45 sec	30 sec	2.5 min	1.5 min
DC	20 sec	13 sec	45 sec	30 sec	2.0 min	1.5 min

## DIMENSIONS (mm)

PUSH TYPE – SHOWN ENERGISED



PULL TYPE – SHOWN ENERGISED



## CODING

4 4 A			2 2 0			X X X			X X X			
TYPE/ACTION	AC					1						
	DC					6						
	Pull					1						
	Push					2						
	Standard					0						
	With push-off spring					1						
COIL	RATING											
			Cont.		50%		25%		10%			
	115V AC 50Hz		1 5		1 6		1 7		1 8			
	220V AC 50Hz		2 3		2 4		2 5		2 6			
	230V AC 50Hz		3 9		4 0		4 1		4 2			
	6V DC		5 4		5 5		5 6		5 7			
	12V DC		6 2		6 3		6 4		6 5			
	24V DC		7 2		7 3		7 4		7 5			
	50V DC		8 4		8 5		8 6		8 7			
	Standard Leads											0
	Solder Tags											3

Other operating voltages and ratings available on request

We reserve the right to change without prior notice the information contained in this leaflet

Consumer Protection Act 1987 and Health & Safety at Work Act etc., 1974

Our products are designed, manufactured and tested to ISO 9001 quality standards. Some of them are capable of being operated by and capable of switching high voltages and/or currents. Care must therefore be exercised in the installation, protection and use of such products. If in doubt please contact your supplier or BLP Engineering Department immediately.