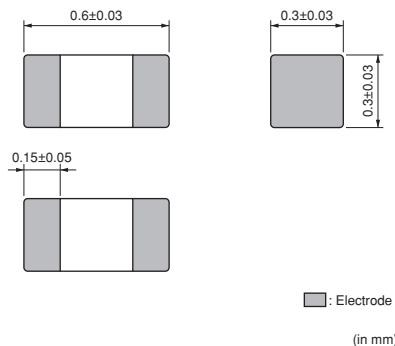


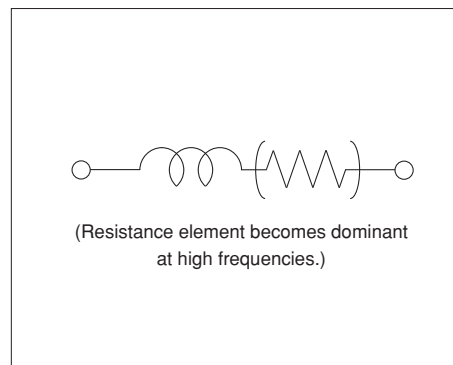
EMIFIL® (Inductor type) chip Ferrite Bead

BLM03B Series (0201 Size)

■ Dimensions



■ Equivalent Circuit



■ Packaging

Code	Packaging	Minimum Quantity
D	180mm Paper Tape	15000
J	330mm Paper Tape	50000
B	Bulk(Bag)	1000

■ Rated Value (□: packaging code)

Part Number	Impedance (at 100MHz/20°C)	Impedance (at 1GHz/20°C)	Rated Current	DC Resistance	Operating Temperature Range
BLM03BD750SN1□	75ohm ±25%	-	300mA	0.4ohm max.	-55 to +125°C
BLM03BD121SN1□	120ohm ±25%	-	250mA	0.5ohm max.	-55 to +125°C
BLM03BD241SN1□	240ohm ±25%	-	200mA	0.8ohm max.	-55 to +125°C
BLM03BD471SN1□	470ohm ±25%	-	215mA	1.5ohm max.	-55 to +125°C
BLM03BD601SN1□	600ohm ±25%	-	200mA	1.7ohm max.	-55 to +125°C
BLM03BB100SN1□	10ohm ±25%	-	300mA	0.4ohm max.	-55 to +125°C
BLM03BB220SN1□	22ohm ±25%	-	200mA	0.5ohm max.	-55 to +125°C
BLM03BB470SN1□	47ohm ±25%	-	200mA	0.7ohm max.	-55 to +125°C
BLM03BB750SN1□	75ohm ±25%	-	200mA	1.0ohm max.	-55 to +125°C
BLM03BB121SN1□	120ohm ±25%	-	100mA	1.5ohm max.	-55 to +125°C
BLM03BC330SN1□	33ohm ±25%	-	150mA	0.85ohm max.	-55 to +125°C
BLM03BC560SN1□	56ohm ±25%	-	100mA	1.05ohm max.	-55 to +125°C
BLM03BC800SN1□	80ohm ±25%	-	100mA	1.40ohm max.	-55 to +125°C

Number of Circuits: 1

Continued on the following page.

● This data sheet is applied for CHIP FERRITE BEAD used for General Electronics equipment for your design.

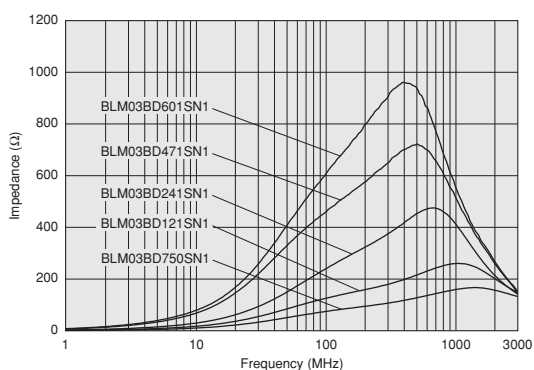
⚠ Note:

1. This datasheet is downloaded from the website of Murata Manufacturing co., ltd. Therefore, it's specifications are subject to change or our products in it may be discontinued without advance notice. Please check with our sales representatives or product engineers before ordering.
2. This datasheet has only typical specifications because there is no space for detailed specifications. Therefore, please approve our product specifications or transact the approval sheet for product specifications before ordering.

Continued from the preceding page.

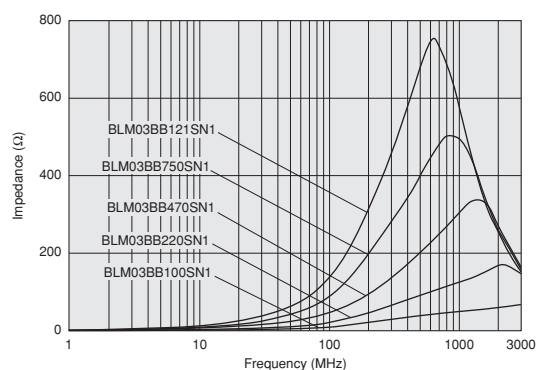
Impedance-Frequency Characteristics (Main Items)

BLM03BD Series



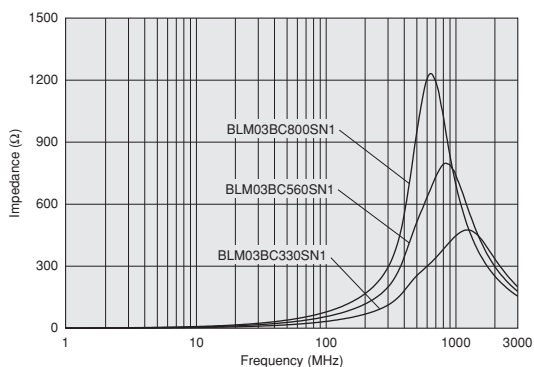
Impedance-Frequency Characteristics (Main Items)

BLM03BB Series



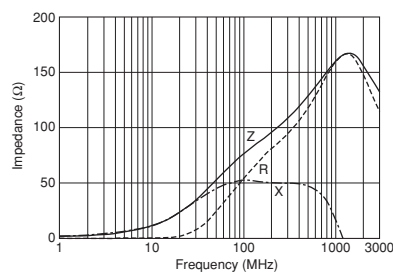
Impedance-Frequency Characteristics (Main Items)

BLM03BC Series



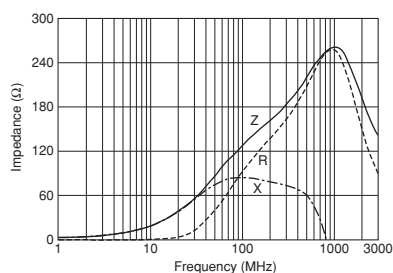
Impedance-Frequency Characteristics

BLM03BD750SN1



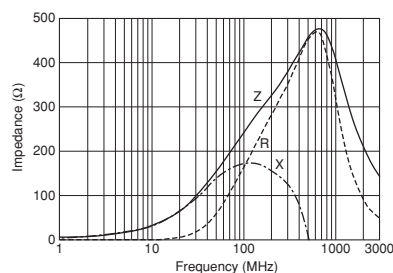
Impedance-Frequency Characteristics

BLM03BD121SN1



Impedance-Frequency Characteristics

BLM03BD241SN1



Continued on the following page.

● This data sheet is applied for CHIP FERRITE BEAD used for General Electronics equipment for your design.

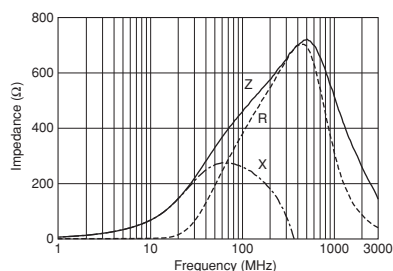
Note:

1. This datasheet is downloaded from the website of Murata Manufacturing co., ltd. Therefore, it's specifications are subject to change or our products in it may be discontinued without advance notice. Please check with our sales representatives or product engineers before ordering.
2. This datasheet has only typical specifications because there is no space for detailed specifications. Therefore, please approve our product specifications or transact the approval sheet for product specifications before ordering.

Continued from the preceding page.

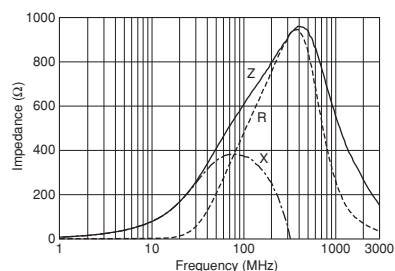
Impedance-Frequency Characteristics

BLM03BD471SN1



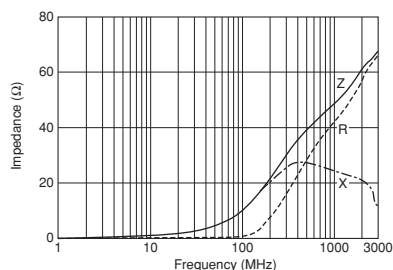
Impedance-Frequency Characteristics

BLM03BD601SN1



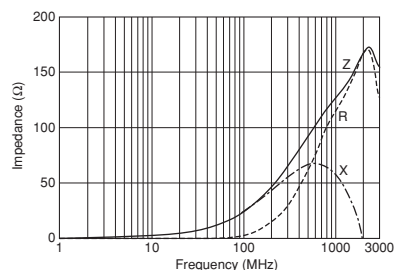
Impedance-Frequency Characteristics

BLM03BB100SN1



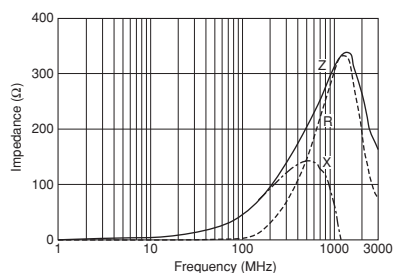
Impedance-Frequency Characteristics

BLM03BB220SN1



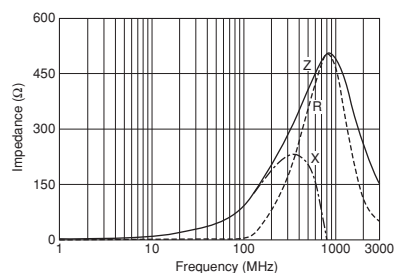
Impedance-Frequency Characteristics


BLM03BB470SN1



Impedance-Frequency Characteristics

BLM03BB750SN1



Continued on the following page. 

● This data sheet is applied for CHIP FERRITE BEAD used for General Electronics equipment for your design.

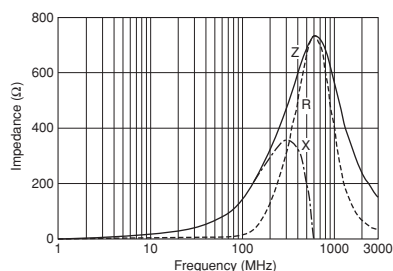
Note:

1. This datasheet is downloaded from the website of Murata Manufacturing co., ltd. Therefore, it's specifications are subject to change or our products in it may be discontinued without advance notice. Please check with our sales representatives or product engineers before ordering.
2. This datasheet has only typical specifications because there is no space for detailed specifications. Therefore, please approve our product specifications or transact the approval sheet for product specifications before ordering.

Continued from the preceding page.

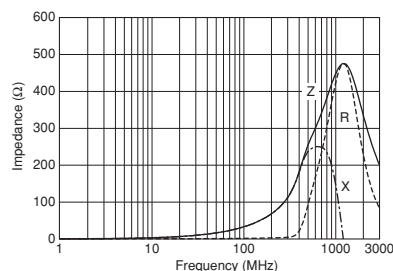
Impedance-Frequency Characteristics

BLM03BB121SN1



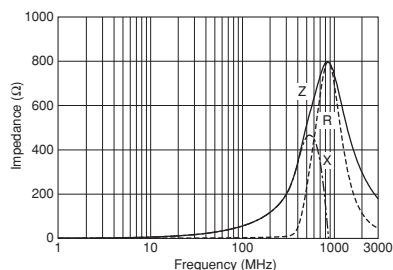
Impedance-Frequency Characteristics

BLM03BC330SN1



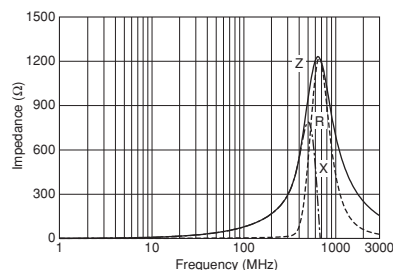
Impedance-Frequency Characteristics

BLM03BC560SN1



Impedance-Frequency Characteristics

BLM03BC800SN1



⚠ Caution/Notice

⚠ Caution (Rating)

Do not use products beyond the rated current as this may create excessive heat and deteriorate the insulation resistance.

Notice

Solderability of Tin plating termination chip might be deteriorated when low temperature soldering profile where peak solder temperature is below the Tin melting point is used. Please confirm the solderability of Tin plating termination chip before use.

● This data sheet is applied for CHIP FERRITE BEAD used for General Electronics equipment for your design.

⚠ Note:

1. This datasheet is downloaded from the website of Murata Manufacturing co., ltd. Therefore, it's specifications are subject to change or our products in it may be discontinued without advance notice. Please check with our sales representatives or product engineers before ordering.
2. This datasheet has only typical specifications because there is no space for detailed specifications. Therefore, please approve our product specifications or transact the approval sheet for product specifications before ordering.